



ASEAN Yearbook on International Merchandise Trade in Goods (IMTS) 2015



one vision
one identity
one community



**ASEAN Yearbook on
International Merchandise Trade in Goods (IMTS)
2015**

**The ASEAN Secretariat
Jakarta**

The Association of Southeast Asian Nations (ASEAN) was established on 8 August 1967. The Member States are Brunei Darussalam, Cambodia, Indonesia, Lao PDR, Malaysia, Myanmar, Philippines, Singapore, Thailand and Viet Nam. The ASEAN Secretariat is based in Jakarta, Indonesia.

For inquiries, contact:

The ASEAN Secretariat

Community Relations Division (CRD)

70A Jalan Sisingamangaraja

Jakarta 12110

Indonesia

Phone : (62 21) 724-3372, 726-2991

Fax : (62 21) 739-8234, 724-3504

E-mail : public@asean.org

Catalogue-in-Publication Data

ASEAN Yearbook on International Merchandise Trade in Goods (IMTS) 2015

Jakarta, ASEAN Secretariat, October 2016

382.959

1. ASEAN – Trade in Goods

2. Trading Partners - Products

ISBN 978-602-0980-997

ASEAN: A Community of Opportunities

The text of this publication may be freely quoted or reprinted, provided proper acknowledgement is given and a copy containing the reprinted material is sent to the Community Relations Division (CRD) of the ASEAN Secretariat, Jakarta.

General information on ASEAN appears online at the ASEAN Website: www.asean.org

Copyright Association of Southeast Asian Nations (ASEAN) 2016.

All rights reserved.

Table of Contents

Chapter 1 - Trends in ASEAN Trade

| | |
|---|----|
| 1A Trend in ASEAN trade | 3 |
| 1B Trend in extra-ASEAN trade | 8 |
| 1C Trend in intra-ASEAN trade | 13 |
| 1D Trend in the share of intra-ASEAN trade in total ASEAN trade | 16 |
| 1E Trend in ASEAN trade by dialogue partners | 17 |

Chapter 2 - ASEAN Trade by Partners

| | |
|---|----|
| 2A 50 main ASEAN trading partners | 23 |
| 2B ASEAN trade by partner countries, by geographical area | 25 |
| 2C ASEAN trade with top 5 partner countries, by product | 38 |
| 2D ASEAN trade with dialogue partners, by major products | 40 |

Chapter 3 - ASEAN Trade by Products

| | |
|---|----|
| 3A ASEAN Trade, top 100 products at SITC 3-digit level | 49 |
| 3B ASEAN Trade, top 5 SITC 3-digit product groups by SITC 5-digit level | 66 |
| 3C Extra-ASEAN Trade, top 100 products at SITC 3-digit level | 73 |
| 3D Extra-ASEAN Trade, top 5 SITC 3-digit product groups by SITC 5-digit level | 78 |
| 3E Intra-ASEAN Trade, top 100 products at SITC 3-digit level | 82 |
| 3F Intra-ASEAN Trade, top 5 SITC 3-digit product groups by SITC 5-digit level | 87 |
| 3G ASEAN main partners for each top 5 SITC products groups | 90 |

Chapter 4 - ASEAN Trade by Products

| | |
|--|-----|
| 4A ASEAN Trade at HS 2-digit level | 95 |
| 4B Top 50 HS 6-digit level products of the ASEAN Trade Top 5 HS 2-digit level product groups | 108 |
| 4C Extra-ASEAN Trade at HS 2-digit level | 132 |
| 4D Top 50 HS 6-digit level products of the Extra-ASEAN Trade Top 5 HS 2-digit level product groups | 140 |
| 4E Intra-ASEAN Trade at HS 2-digit level | 151 |
| 4F Top 50 HS 6-digit level products of the Intra-ASEAN Trade Top 5 HS 2-digit level product groups | 156 |
| 4G ASEAN main partners for each of the top 5 HS products headings | 168 |

1

Trends in ASEAN Trade

Contents

| | |
|---|----|
| 1A Trend in ASEAN trade | 3 |
| 1B Trend in extra-ASEAN trade | 8 |
| 1C Trend in intra-ASEAN trade | 13 |
| 1D Trend in the share of intra-ASEAN trade in total ASEAN trade | 16 |
| 1E Trend in ASEAN trade by dialogue partners | 17 |




TABLE 1A.4
TREND IN ASEAN TRADE: BALANCE

| Year | ASEAN | ASEAN6 | CLMV | Brunei Darussalam | Cambodia | Indonesia | Lao PDR | Malaysia | Myanmar | Philippines | Singapore | Thailand | Viet Nam |
|----------------------|---------|---------|---------|-------------------|----------|-----------|---------|----------|---------|-------------|-----------|----------|----------|
| Value in USD Million | | | | | | | | | | | | | |
| 1994 | -20,477 | -20,477 | - | -215 | - | 4,063 | - | -1,593 | - | -7,847 | -5,659 | -9,225 | - |
| 1995 | -21,858 | -21,858 | - | 638 | - | 4,764 | - | -4,292 | - | -4,246 | -5,497 | -13,226 | - |
| 1996 | -27,245 | -27,245 | - | -1,942 | - | 7,226 | - | -1,057 | - | -8,860 | -6,062 | -16,551 | - |
| 1997 | -13,302 | -13,302 | - | 403 | - | 9,595 | - | 469 | - | -10,705 | -7,798 | -5,266 | - |
| 1998 | 57,194 | 57,194 | - | 647 | - | 21,511 | - | 16,122 | - | -164 | 8,307 | 10,770 | - |
| 1999 | 60,466 | 61,607 | - | 620 | - | 24,662 | - | 20,610 | -1,141 | 4,294 | 3,627 | 7,793 | - |
| 2000 | 61,180 | 62,243 | - | 1,102 | -37 | 28,609 | - | 18,507 | -1,026 | 3,587 | 3,672 | 6,766 | - |
| 2001 | 49,721 | 50,321 | - | 2,220 | -7 | 25,355 | - | 14,934 | -593 | -907 | 5,768 | 2,950 | - |
| 2002 | 53,891 | 53,306 | - | 1,090 | 251 | 25,870 | - | 14,479 | 334 | -218 | 8,706 | 3,378 | - |
| 2003 | 80,575 | 78,939 | - | 1,859 | -791 | 28,508 | -194 | 21,463 | 2,621 | -1,265 | 23,684 | 4,691 | - |
| 2004 | 66,929 | 72,583 | -5,654 | 3,548 | 502 | 25,060 | -398 | 21,227 | 55 | -4,359 | 25,050 | 2,057 | -5,813 |
| 2005 | 71,362 | 74,149 | -2,787 | 4,866 | 267 | 27,959 | -528 | 26,257 | 1,491 | -6,163 | 29,599 | -8,368 | -4,017 |
| 2006 | 96,582 | 97,979 | -1,397 | 6,130 | 591 | 39,733 | -185 | 28,911 | 1,399 | -4,364 | 33,098 | -5,529 | -3,203 |
| 2007 | 108,821 | 119,180 | -10,359 | 5,557 | 230 | 39,627 | -329 | 29,295 | 3,144 | -5,048 | 36,143 | 13,605 | -13,405 |
| 2008 | 57,947 | 73,956 | -16,010 | 7,761 | -58 | 7,823 | -976 | 50,197 | 2,826 | -7,620 | 18,396 | -2,601 | -17,801 |
| 2009 | 84,068 | 93,519 | -9,451 | 4,701 | 1,085 | 19,681 | -488 | 33,560 | 2,492 | -7,199 | 24,048 | 18,728 | -12,540 |
| 2010 | 94,112 | 102,278 | -8,165 | 6,232 | 687 | 22,116 | 356 | 34,067 | 3,401 | -6,797 | 41,076 | 5,584 | -12,609 |
| 2011 | 95,954 | 103,378 | -7,424 | 9,902 | 577 | 26,061 | -463 | 40,613 | 1,313 | -15,667 | 43,731 | -1,263 | -8,851 |
| 2012 | 32,734 | 36,021 | -3,287 | 9,508 | -3,794 | -1,658 | -848 | 31,145 | 127 | -13,391 | 28,670 | -18,254 | 1,228 |
| 2013 | 30,740 | 31,485 | -746 | 7,834 | -28 | -4,077 | -699 | 22,434 | -573 | -11,152 | 37,234 | -20,787 | 554 |
| 2014 | 56,184 | 67,374 | -11,190 | 6,988 | -8,292 | -1,886 | -109 | 25,077 | -5,195 | -5,947 | 43,521 | -379 | 2,406 |

ASEAN6 covers Brunei Darussalam, Indonesia, Malaysia, Philippines, Singapore, and Thailand
CLMV covers Cambodia, Lao PDR, Myanmar, and Viet Nam

TABLE 1A.5
TREND IN THE SHARE OF ASEAN TRADE BALANCE TO ASEAN EXPORTS

| Year | ASEAN | ASEAN6 | CLMV | Brunei Darussalam | Cambodia | Indonesia | Lao PDR | Malaysia | Myanmar | Philippines | Singapore | Thailand | Viet Nam |
|------------|-------|--------|-------|-------------------|----------|-----------|---------|----------|---------|-------------|-----------|----------|----------|
| in percent | | | | | | | | | | | | | |
| 1994 | -8.3 | -8.3 | - | -12.0 | - | 10.5 | - | -2.9 | - | -58.3 | -6.2 | -20.4 | - |
| 1995 | -7.4 | -7.4 | - | 23.0 | - | 10.5 | - | -6.4 | - | -24.4 | -5.3 | -22.3 | - |
| 1996 | -8.4 | -8.4 | - | -77.9 | - | 13.4 | - | -1.4 | - | -45.4 | -5.2 | -29.6 | - |
| 1997 | -3.9 | -3.9 | - | 14.9 | - | 18.7 | - | 0.6 | - | -42.4 | -6.1 | -9.1 | - |
| 1998 | 18.1 | 18.1 | - | 33.7 | - | 44.0 | - | 20.9 | - | -0.6 | 7.6 | 21.8 | - |
| 1999 | 17.7 | 18.1 | - | 26.5 | - | 50.7 | - | 24.5 | -153.2 | 12.3 | 3.2 | 13.9 | - |
| 2000 | 14.9 | 15.3 | - | 50.8 | -2.7 | 46.1 | - | 18.9 | -85.9 | 9.4 | 2.7 | 9.8 | - |
| 2001 | 13.4 | 13.7 | - | 62.9 | -0.5 | 45.0 | - | 17.0 | -26.7 | -2.8 | 4.7 | 4.5 | - |
| 2002 | 14.0 | 14.0 | - | 40.5 | 13.1 | 45.3 | - | 15.5 | 13.6 | -0.6 | 7.0 | 5.1 | - |
| 2003 | 17.8 | 17.7 | - | 57.9 | -37.4 | 46.7 | -134.9 | 20.4 | 58.7 | -3.5 | 14.8 | 5.8 | - |
| 2004 | 11.8 | 13.5 | -18.5 | 70.1 | 20.0 | 35.0 | -374.2 | 16.8 | 2.8 | -11.0 | 12.6 | 2.1 | -22.3 |
| 2005 | 11.0 | 12.1 | -8.0 | 76.4 | 8.6 | 32.6 | -303.2 | 18.7 | 47.7 | -14.9 | 12.9 | -7.6 | -14.1 |
| 2006 | 12.9 | 13.9 | -3.1 | 80.5 | 16.8 | 39.4 | -45.9 | 18.4 | 39.8 | -9.2 | 12.2 | -4.5 | -8.6 |
| 2007 | 12.7 | 14.9 | -17.7 | 72.6 | 5.9 | 34.7 | -86.2 | 16.6 | 53.0 | -10.0 | 12.1 | 8.9 | -27.8 |
| 2008 | 5.9 | 8.2 | -21.8 | 75.6 | -1.3 | 5.7 | -117.9 | 25.8 | 42.7 | -15.5 | 5.4 | -1.5 | -28.8 |
| 2009 | 10.4 | 12.6 | -13.6 | 65.7 | 21.8 | 16.9 | -39.4 | 21.4 | 39.3 | -18.8 | 8.9 | 12.3 | -22.1 |
| 2010 | 8.9 | 10.6 | -9.3 | 72.3 | 12.3 | 14.0 | 14.6 | 17.1 | 44.7 | -13.2 | 11.7 | 2.9 | -17.5 |
| 2011 | 7.7 | 9.1 | -6.6 | 80.1 | 8.6 | 12.8 | -26.5 | 17.8 | 16.2 | -32.6 | 10.7 | -0.6 | -9.3 |
| 2012 | 2.6 | 3.2 | -2.5 | 72.1 | -51.0 | -0.9 | -31.9 | 13.7 | 1.4 | -25.8 | 7.0 | -8.0 | 1.1 |
| 2013 | 2.4 | 2.8 | -0.5 | 68.4 | -0.3 | -2.2 | -27.0 | 9.8 | -5.0 | -20.7 | 9.1 | -9.1 | 0.4 |
| 2014 | 4.3 | 6.0 | -6.5 | 66.0 | -77.6 | -1.1 | -4.1 | 10.7 | -47.1 | -9.6 | 10.6 | -0.2 | 1.6 |

ASEAN6 covers Brunei Darussalam, Indonesia, Malaysia, Philippines, Singapore, and Thailand
CLMV covers Cambodia, Lao PDR, Myanmar, and Viet Nam

Graph 1.1
Trend in ASEAN Trade, 1993-2014 (USD Million)

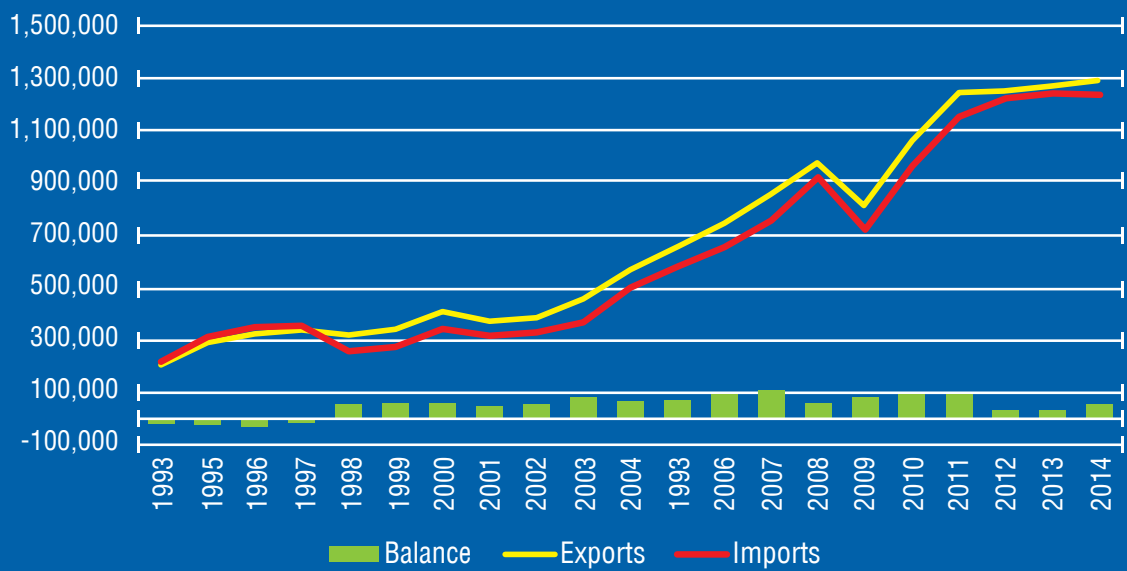


TABLE 1B.3
TREND IN EXTRA-ASEAN TRADE: BALANCE

| Year | ASEAN | ASEAN6 | CLMV | Brunei Darussalam | Cambodia | Indonesia | Lao PDR | Malaysia | Myanmar | Philippines | Singapore | Thailand | Viet Nam |
|----------------------|-------|--------|------|-------------------|----------|-----------|---------|----------|---------|-------------|-----------|----------|----------|
| Value in USD Million | | | | | | | | | | | | | |
| 1994 | 100.0 | 100.0 | - | 0.5 | - | 14.3 | - | 20.9 | - | 8.5 | 34.2 | 21.5 | - |
| 1995 | 100.0 | 100.0 | - | 0.4 | - | 13.8 | - | 22.2 | - | 7.2 | 32.3 | 24.1 | - |
| 1996 | 100.0 | 100.0 | - | 0.6 | - | 14.3 | - | 21.2 | - | 8.5 | 33.5 | 21.9 | - |
| 1997 | 100.0 | 100.0 | - | 0.5 | - | 12.4 | - | 21.3 | - | 10.7 | 36.2 | 18.9 | - |
| 1998 | 100.0 | 100.0 | - | 0.3 | - | 11.0 | - | 23.1 | - | 12.1 | 37.5 | 16.0 | - |
| 1999 | 100.0 | 99.6 | - | 0.4 | - | 8.6 | - | 22.9 | 0.4 | 11.8 | 37.9 | 18.0 | - |
| 2000 | 100.0 | 99.3 | - | 0.2 | 0.3 | 9.7 | - | 23.1 | 0.4 | 10.7 | 36.8 | 18.7 | - |
| 2001 | 100.0 | 99.2 | - | 0.3 | 0.2 | 10.0 | - | 22.9 | 0.6 | 11.2 | 34.4 | 20.5 | - |
| 2002 | 100.0 | 99.2 | - | 0.4 | 0.4 | 9.5 | - | 24.0 | 0.4 | 11.6 | 33.5 | 20.3 | - |
| 2003 | 100.0 | 99.2 | - | 0.3 | 0.4 | 8.7 | 0.0 | 22.3 | 0.3 | 11.1 | 34.4 | 22.5 | - |
| 2004 | 100.0 | 93.1 | 6.9 | 0.2 | 0.3 | 9.1 | 0.0 | 20.7 | 0.3 | 9.3 | 33.0 | 20.8 | 6.3 |
| 2005 | 100.0 | 93.9 | 6.1 | 0.2 | 0.4 | 9.3 | 0.1 | 19.5 | 0.2 | 8.8 | 34.0 | 22.1 | 5.4 |
| 2006 | 100.0 | 93.7 | 6.3 | 0.2 | 0.4 | 8.5 | 0.0 | 19.6 | 0.2 | 8.5 | 35.9 | 21.1 | 5.7 |
| 2007 | 100.0 | 91.1 | 8.9 | 0.2 | 0.4 | 8.9 | 0.0 | 19.3 | 0.2 | 7.5 | 34.8 | 20.3 | 8.2 |
| 2008 | 100.0 | 90.7 | 9.3 | 0.2 | 0.4 | 12.6 | 0.0 | 15.7 | 0.3 | 6.1 | 35.0 | 21.1 | 8.6 |
| 2009 | 100.0 | 89.1 | 10.9 | 0.2 | 0.4 | 12.6 | 0.0 | 16.7 | 0.3 | 6.2 | 34.0 | 19.5 | 10.1 |
| 2010 | 100.0 | 89.5 | 10.5 | 0.2 | 0.5 | 12.5 | 0.1 | 16.9 | 0.3 | 5.9 | 33.3 | 20.8 | 9.6 |
| 2011 | 100.0 | 89.5 | 10.5 | 0.1 | 0.5 | 13.7 | 0.1 | 15.5 | 0.4 | 5.6 | 32.9 | 21.8 | 9.5 |
| 2012 | 100.0 | 88.7 | 11.3 | 0.2 | 0.7 | 14.6 | 0.2 | 15.0 | 0.5 | 5.3 | 31.8 | 21.7 | 9.8 |
| 2013 | 100.0 | 86.9 | 13.1 | 0.2 | 0.7 | 13.8 | 0.1 | 15.7 | 0.8 | 5.3 | 30.7 | 21.3 | 11.5 |
| 2014 | 100.0 | 84.7 | 15.3 | 0.2 | 1.4 | 13.3 | 0.1 | 16.2 | 1.0 | 5.4 | 30.4 | 19.3 | 12.9 |

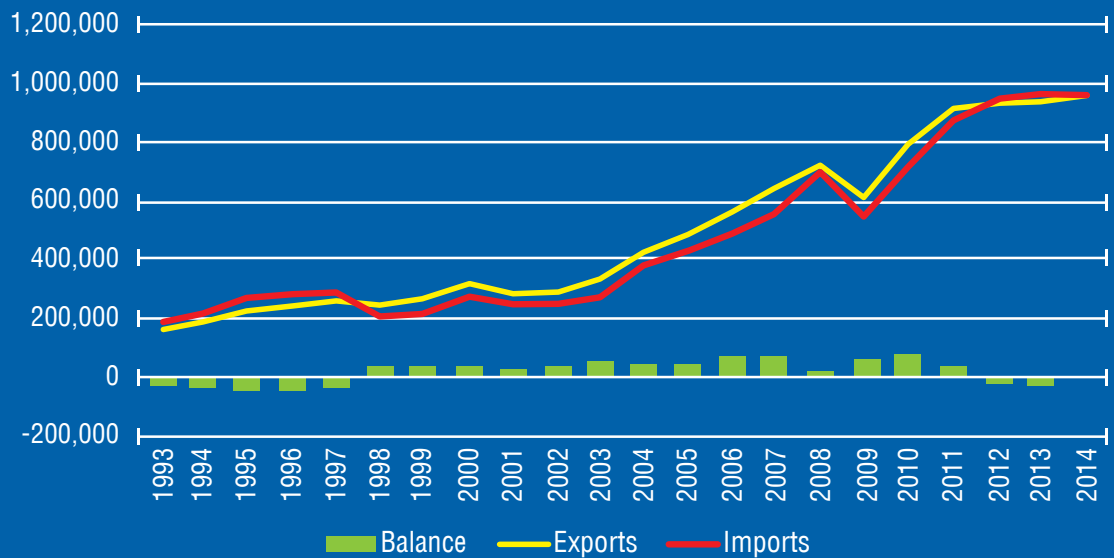
ASEAN6 covers Brunei Darussalam, Indonesia, Malaysia, Philippines, Singapore, and Thailand
CLMV covers Cambodia, Lao PDR, Myanmar, and Viet Nam

TABLE 1B.4
TREND IN THE SHARE OF EXTRA-ASEAN TRADE BALANCE TO EXTRA-ASEAN EXPORTS

| Year | ASEAN | ASEAN6 | CLMV | Brunei Darussalam | Cambodia | Indonesia | Lao PDR | Malaysia | Myanmar | Philippines | Singapore | Thailand | Viet Nam |
|------------|-------|--------|-------|-------------------|----------|-----------|----------|----------|---------|-------------|-----------|----------|----------|
| in percent | | | | | | | | | | | | | |
| 1994 | -17.1 | -17.1 | - | 22.8 | - | 4.4 | - | -14.7 | - | -56.6 | -17.2 | -27.2 | - |
| 1995 | -17.0 | -17.0 | - | 50.0 | - | 6.4 | - | -20.9 | - | -27.4 | -17.5 | -30.8 | - |
| 1996 | -18.2 | -18.2 | - | 22.5 | - | 9.8 | - | -17.6 | - | -47.2 | -15.9 | -43.2 | - |
| 1997 | -13.2 | -13.2 | - | 39.9 | - | 14.5 | - | -14.6 | - | -42.5 | -14.3 | -24.1 | - |
| 1998 | 16.0 | 16.0 | - | 59.8 | - | 42.3 | - | 13.4 | - | 1.7 | 7.1 | 19.2 | - |
| 1999 | 16.2 | 16.4 | - | 58.0 | - | 52.4 | - | 17.8 | -65.9 | 12.5 | 0.7 | 12.7 | - |
| 2000 | 13.0 | 13.1 | - | 65.1 | 33.8 | 47.8 | - | 13.6 | -38.2 | 8.0 | -0.8 | 7.0 | - |
| 2001 | 12.1 | 11.9 | - | 72.2 | 71.2 | 46.1 | - | 13.7 | -17.8 | -4.5 | 2.2 | 0.9 | - |
| 2002 | 13.6 | 13.4 | - | 51.5 | 41.5 | 48.6 | - | 13.5 | 24.7 | -0.7 | 5.7 | 1.5 | - |
| 2003 | 16.7 | 16.4 | - | 71.5 | 39.9 | 51.3 | -105.0 | 20.8 | 37.6 | -4.9 | 10.6 | 1.1 | - |
| 2004 | 10.6 | 11.5 | -3.9 | 79.3 | 45.1 | 40.5 | -728.6 | 16.5 | 0.9 | -8.6 | 7.1 | -4.3 | -8.9 |
| 2005 | 10.0 | 10.3 | 5.5 | 84.2 | 39.0 | 42.2 | -1,182.9 | 18.1 | 52.9 | -13.0 | 6.2 | -12.5 | -0.5 |
| 2006 | 12.6 | 12.6 | 13.6 | 87.0 | 41.1 | 49.4 | 23.1 | 17.4 | 31.1 | -6.0 | 6.1 | -9.4 | 9.9 |
| 2007 | 11.8 | 13.3 | -7.1 | 80.9 | 34.5 | 44.8 | -8.1 | 16.3 | 45.1 | -0.5 | 3.4 | 4.7 | -14.0 |
| 2008 | 3.9 | 5.2 | -11.3 | 83.2 | 30.4 | 19.7 | -202.5 | 23.9 | 25.3 | -0.9 | -6.7 | -9.0 | -16.1 |
| 2009 | 10.0 | 11.8 | -7.7 | 80.0 | 43.6 | 24.8 | -1.8 | 21.4 | 43.3 | -4.5 | 0.8 | 10.8 | -15.6 |
| 2010 | 10.0 | 11.3 | -3.7 | 84.4 | 34.1 | 28.8 | 49.3 | 19.1 | 42.9 | -5.2 | 3.7 | 2.3 | -10.7 |
| 2011 | 4.3 | 4.6 | 1.2 | 88.1 | 32.6 | 25.5 | 18.8 | 21.3 | 14.6 | -23.5 | -2.0 | -21.9 | -1.9 |
| 2012 | -1.4 | -2.1 | 3.6 | 81.9 | -9.8 | 7.0 | -57.3 | 15.0 | 14.4 | -19.5 | -7.7 | -18.6 | 4.8 |
| 2013 | -2.3 | -3.1 | 3.0 | 79.9 | 19.0 | 6.6 | 41.3 | 8.2 | -33.6 | -12.3 | -4.9 | -21.1 | 3.3 |
| 2014 | 0.5 | 0.6 | 0.0 | 78.5 | -55.0 | 6.7 | 40.8 | 8.0 | -37.0 | 1.9 | -3.1 | -9.8 | 5.1 |

ASEAN6 covers Brunei Darussalam, Indonesia, Malaysia, Philippines, Singapore, and Thailand
CLMV covers Cambodia, Lao PDR, Myanmar, and Viet Nam

Graph 1.2
Trend in Extra-ASEAN Trade, 1993-2014 (USD Million)



Graph 1.3
Trend in Intra-ASEAN Trade, 1993-2014 (USD Million)

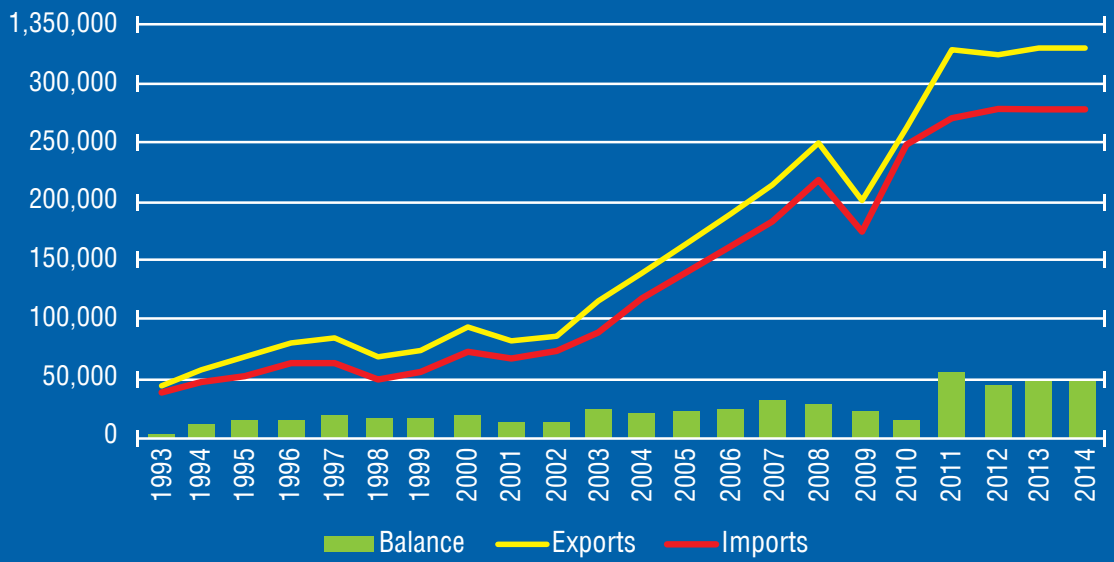


TABLE 1C.3
TREND IN INTRA-ASEAN TRADE: BALANCE

| Year | ASEAN | ASEAN6 | CLMV | Brunei Darussalam | Cambodia | Indonesia | Lao PDR | Malaysia | Myanmar | Philippines | Singapore | Thailand | Viet Nam |
|----------------------|--------|--------|---------|-------------------|----------|-----------|---------|----------|---------|-------------|-----------|----------|----------|
| Value in USD Million | | | | | | | | | | | | | |
| 1994 | 11,660 | 11,660 | - | -515 | - | 2,596 | - | 4,309 | - | -1,038 | 5,396 | 912 | - |
| 1995 | 16,577 | 16,577 | - | -483 | - | 2,257 | - | 5,913 | - | -132 | 7,233 | 1,789 | - |
| 1996 | 16,763 | 16,763 | - | -2,402 | - | 2,761 | - | 8,012 | - | -1,041 | 7,079 | 2,354 | - |
| 1997 | 20,731 | 20,731 | - | -480 | - | 3,438 | - | 8,409 | - | -1,437 | 5,397 | 5,404 | - |
| 1998 | 17,708 | 17,708 | - | -370 | - | 4,787 | - | 8,671 | - | -608 | 2,351 | 2,877 | - |
| 1999 | 17,133 | 17,918 | - | -520 | - | 3,495 | - | 9,472 | -785 | 528 | 3,028 | 1,915 | - |
| 2000 | 19,914 | 21,107 | - | 105 | -473 | 4,102 | - | 8,474 | -720 | 1,027 | 4,493 | 2,906 | - |
| 2001 | 15,041 | 16,428 | - | 230 | -1,019 | 3,780 | - | 5,770 | -368 | 321 | 3,824 | 2,502 | - |
| 2002 | 13,504 | 13,980 | - | 57 | -506 | 2,938 | - | 4,882 | 31 | -12 | 3,521 | 2,595 | - |
| 2003 | 24,470 | 24,122 | - | 16 | -1,593 | 2,695 | -276 | 5,033 | 2,092 | 184 | 12,227 | 3,967 | - |
| 2004 | 21,558 | 26,225 | -4,668 | 221 | -593 | 1,308 | -276 | 5,546 | 46 | -1,518 | 15,333 | 5,335 | -3,844 |
| 2005 | 22,813 | 27,154 | -4,341 | 791 | -882 | -1,506 | -215 | 7,470 | 663 | -1,724 | 19,809 | 2,315 | -3,907 |
| 2006 | 25,636 | 31,867 | -6,231 | 1,142 | -756 | -896 | -211 | 8,689 | 975 | -2,026 | 21,555 | 3,404 | -6,240 |
| 2007 | 32,822 | 39,872 | -7,050 | 1,106 | -1,032 | -1,500 | -319 | 7,980 | 2,015 | -4,843 | 29,227 | 7,902 | -7,714 |
| 2008 | 29,916 | 39,305 | -9,389 | 1,280 | -3,162 | -11,992 | -766 | 15,726 | 2,125 | -7,235 | 33,756 | 9,599 | -9,459 |
| 2009 | 22,927 | 28,100 | -5,173 | -68 | -809 | -3,118 | -483 | 8,665 | 1,131 | -5,723 | 22,613 | 5,731 | -5,012 |
| 2010 | 15,492 | 21,011 | -5,519 | -145 | -979 | -13,778 | -275 | 5,699 | 1,747 | -4,712 | 31,888 | 2,058 | -6,011 |
| 2011 | 56,787 | 65,315 | -8,528 | 530 | -1,336 | -15,155 | -611 | 3,925 | 707 | -6,405 | 49,418 | 33,002 | -7,288 |
| 2012 | 45,662 | 52,977 | -7,315 | 134 | -3,162 | -11,992 | 3 | 6,078 | -727 | -5,150 | 49,983 | 13,924 | -3,429 |
| 2013 | 52,078 | 56,649 | -4,571 | 801 | -1,517 | -13,400 | -1,261 | 8,931 | 1,381 | -5,556 | 50,902 | 14,972 | -3,174 |
| 2014 | 51,077 | 62,218 | -11,140 | 325 | -3,540 | -11,081 | -594 | 11,512 | -2,730 | -6,948 | 52,282 | 16,126 | -4,277 |

ASEAN6 covers Brunei Darussalam, Indonesia, Malaysia, Philippines, Singapore, and Thailand
CLMV covers Cambodia, Lao PDR, Myanmar, and Viet Nam

TABLE 1C.4
TREND IN THE SHARE OF INTRA-ASEAN TRADE BALANCE TO INTRA-ASEAN EXPORTS

| Year | ASEAN | ASEAN6 | CLMV | Brunei Darussalam | Cambodia | Indonesia | Lao PDR | Malaysia | Myanmar | Philippines | Singapore | Thailand | Viet Nam |
|------------|-------|--------|-------|-------------------|----------|-----------|---------|----------|---------|-------------|-----------|----------|----------|
| in percent | | | | | | | | | | | | | |
| 1994 | 19.9 | 19.9 | - | -110.0 | - | 44.3 | - | 28.2 | - | -72.8 | 19.6 | 11.4 | - |
| 1995 | 23.6 | 23.6 | - | -91.3 | - | 34.9 | - | 32.1 | - | -5.6 | 22.8 | 16.9 | - |
| 1996 | 20.7 | 20.7 | - | -538.2 | - | 33.2 | - | 35.3 | - | -35.1 | 20.6 | 19.4 | - |
| 1997 | 24.3 | 24.3 | - | -96.8 | - | 38.8 | - | 36.2 | - | -41.8 | 15.1 | 40.0 | - |
| 1998 | 25.5 | 25.5 | - | -167.7 | - | 51.2 | - | 40.1 | - | -15.9 | 9.0 | 34.6 | - |
| 1999 | 22.9 | 24.0 | - | -138.7 | - | 42.2 | - | 43.3 | -383.8 | 10.6 | 10.3 | 19.3 | - |
| 2000 | 21.3 | 22.7 | - | 16.4 | -622.2 | 37.7 | - | 34.7 | -182.9 | 17.2 | 11.9 | 22.0 | - |
| 2001 | 18.2 | 20.1 | - | 29.7 | -1,404.3 | 39.8 | - | 27.4 | -38.7 | 6.4 | 11.7 | 19.9 | - |
| 2002 | 15.6 | 16.4 | - | 8.3 | -550.7 | 29.6 | - | 22.1 | 2.5 | -0.2 | 10.4 | 19.7 | - |
| 2003 | 21.2 | 21.5 | - | 2.5 | -1,569.8 | 25.1 | -269.5 | 19.3 | 68.4 | 2.8 | 23.6 | 23.9 | - |
| 2004 | 15.3 | 19.2 | -93.0 | 25.5 | -740.1 | 10.1 | -307.6 | 17.5 | 4.6 | -22.2 | 24.5 | 25.2 | -99.8 |
| 2005 | 13.9 | 17.3 | -63.1 | 51.7 | -610.8 | -9.5 | -145.5 | 20.4 | 42.5 | -24.1 | 27.5 | 9.7 | -77.7 |
| 2006 | 13.5 | 17.7 | -70.1 | 60.5 | -321.1 | -4.8 | -72.8 | 21.2 | 45.4 | -24.7 | 25.7 | 12.6 | -100.4 |
| 2007 | 15.1 | 19.4 | -60.4 | 51.5 | -410.3 | -6.7 | -124.0 | 17.6 | 58.8 | -60.3 | 30.8 | 24.0 | -99.8 |
| 2008 | 12.0 | 16.7 | -63.0 | 51.6 | -414.9 | -50.9 | -105.8 | 31.2 | 55.2 | -102.2 | 31.1 | 24.3 | -94.4 |
| 2009 | 11.5 | 15.1 | -38.6 | -5.7 | -125.4 | -12.7 | -48.5 | 21.5 | 35.4 | -98.0 | 27.7 | 17.6 | -58.6 |
| 2010 | 5.9 | 8.5 | -34.7 | -13.6 | -139.4 | -41.3 | -23.9 | 11.3 | 46.7 | -40.8 | 29.9 | 4.6 | -58.2 |
| 2011 | 17.3 | 21.2 | -44.3 | 30.8 | -160.3 | -36.0 | -63.6 | 7.0 | 17.9 | -74.2 | 38.7 | 45.7 | -54.0 |
| 2012 | 14.1 | 17.6 | -31.8 | 7.7 | -319.2 | -28.7 | 0.3 | 10.0 | -21.4 | -52.5 | 38.5 | 24.5 | -19.7 |
| 2013 | 15.8 | 18.6 | -17.4 | 30.3 | -116.6 | -33.0 | -102.1 | 14.0 | 24.6 | -64.5 | 39.5 | 25.2 | -17.5 |
| 2014 | 15.5 | 20.5 | -42.7 | 15.5 | -173.7 | -27.8 | -40.9 | 17.6 | -62.6 | -75.4 | 40.9 | 27.1 | -23.4 |

ASEAN6 covers Brunei Darussalam, Indonesia, Malaysia, Philippines, Singapore, and Thailand
CLMV covers Cambodia, Lao PDR, Myanmar, and Viet Nam

TABLE 1D.1
TREND IN THE SHARE OF INTRA-ASEAN EXPORTS TO TOTAL ASEAN EXPORTS

| Year | ASEAN | ASEAN6 | CLMV | Brunei Darussalam | Cambodia | Indonesia | Lao PDR | Malaysia | Myanmar | Philippines | Singapore | Thailand | Viet Nam |
|------------|-------|--------|------|-------------------|----------|-----------|---------|----------|---------|-------------|-----------|----------|----------|
| in percent | | | | | | | | | | | | | |
| 1994 | 23.7 | 23.7 | - | 26.2 | - | 15.1 | - | 27.5 | - | 10.6 | 30.0 | 17.6 | - |
| 1995 | 23.7 | 23.7 | - | 19.1 | - | 14.3 | - | 27.5 | - | 13.6 | 30.4 | 17.9 | - |
| 1996 | 25.0 | 25.0 | - | 17.9 | - | 15.4 | - | 30.6 | - | 15.2 | 29.3 | 21.7 | - |
| 1997 | 24.9 | 24.9 | - | 18.3 | - | 17.3 | - | 30.0 | - | 13.6 | 27.9 | 23.4 | - |
| 1998 | 21.9 | 21.9 | - | 11.5 | - | 19.1 | - | 28.0 | - | 13.0 | 23.7 | 16.8 | - |
| 1999 | 21.9 | 21.9 | - | 16.0 | - | 17.0 | - | 26.0 | 27.5 | 14.2 | 25.5 | 17.6 | - |
| 2000 | 22.8 | 22.8 | - | 29.5 | 5.6 | 17.5 | - | 24.9 | 33.0 | 15.7 | 27.3 | 19.2 | - |
| 2001 | 22.3 | 22.3 | - | 21.9 | 4.9 | 16.9 | - | 23.9 | 42.9 | 15.5 | 27.0 | 19.3 | - |
| 2002 | 22.6 | 22.5 | - | 25.4 | 4.8 | 17.4 | - | 23.7 | 49.8 | 15.7 | 27.2 | 19.9 | - |
| 2003 | 25.5 | 25.2 | - | 19.7 | 4.8 | 17.6 | 71.0 | 24.8 | 68.6 | 18.2 | 32.4 | 20.6 | - |
| 2004 | 24.8 | 25.3 | 16.4 | 17.1 | 3.2 | 18.2 | 84.2 | 25.1 | 50.1 | 17.2 | 31.5 | 21.7 | 14.8 |
| 2005 | 25.3 | 25.6 | 19.7 | 24.0 | 4.7 | 18.5 | 84.8 | 26.1 | 49.9 | 17.3 | 31.3 | 21.8 | 17.6 |
| 2006 | 25.2 | 25.5 | 20.0 | 24.8 | 6.7 | 18.3 | 72.0 | 26.1 | 61.2 | 17.3 | 30.9 | 22.2 | 16.8 |
| 2007 | 25.3 | 25.7 | 19.9 | 28.1 | 6.4 | 19.5 | 67.4 | 25.7 | 57.8 | 15.9 | 31.8 | 21.4 | 16.0 |
| 2008 | 25.6 | 26.0 | 20.3 | 24.2 | 7.1 | 19.8 | 87.5 | 25.9 | 58.2 | 14.4 | 32.1 | 22.6 | 16.2 |
| 2009 | 24.6 | 25.1 | 19.3 | 16.6 | 12.9 | 21.1 | 80.6 | 25.7 | 50.4 | 15.2 | 30.3 | 21.3 | 15.1 |
| 2010 | 25.0 | 25.7 | 18.1 | 12.3 | 12.6 | 21.1 | 47.3 | 25.4 | 49.2 | 22.5 | 30.3 | 22.7 | 14.3 |
| 2011 | 26.4 | 27.3 | 17.2 | 13.9 | 12.4 | 20.7 | 55.0 | 24.6 | 48.7 | 18.0 | 31.2 | 31.6 | 14.2 |
| 2012 | 25.8 | 26.8 | 17.2 | 13.2 | 13.3 | 22.0 | 44.1 | 26.8 | 36.5 | 18.9 | 31.8 | 24.7 | 15.2 |
| 2013 | 26.0 | 27.3 | 16.9 | 23.1 | 14.2 | 22.3 | 47.6 | 28.0 | 49.2 | 16.0 | 31.4 | 25.9 | 13.7 |
| 2014 | 25.5 | 27.1 | 15.1 | 19.8 | 19.1 | 22.6 | 55.0 | 27.9 | 39.5 | 14.9 | 31.2 | 26.1 | 12.3 |

ASEAN6 covers Brunei Darussalam, Indonesia, Malaysia, Philippines, Singapore, and Thailand
CLMV covers Cambodia, Lao PDR, Myanmar, and Viet Nam

TABLE 1D.2
TREND IN THE SHARE OF INTRA-ASEAN IMPORTS TO TOTAL ASEAN IMPORTS

| Year | ASEAN | ASEAN6 | CLMV | Brunei Darussalam | Cambodia | Indonesia | Lao PDR | Malaysia | Myanmar | Philippines | Singapore | Thailand | Viet Nam |
|------------|-------|--------|------|-------------------|----------|-----------|---------|----------|---------|-------------|-----------|----------|----------|
| in percent | | | | | | | | | | | | | |
| 1994 | 17.6 | 17.6 | - | 49.2 | - | 9.4 | - | 19.2 | - | 11.6 | 22.7 | 13.0 | - |
| 1995 | 16.8 | 16.8 | - | 47.5 | - | 10.4 | - | 17.5 | - | 11.5 | 22.3 | 12.2 | - |
| 1996 | 18.3 | 18.3 | - | 64.2 | - | 11.9 | - | 19.5 | - | 14.1 | 22.2 | 13.5 | - |
| 1997 | 18.2 | 18.2 | - | 42.3 | - | 13.0 | - | 19.3 | - | 13.6 | 22.4 | 12.9 | - |
| 1998 | 19.9 | 19.9 | - | 46.3 | - | 16.7 | - | 21.2 | - | 14.9 | 23.3 | 14.0 | - |
| 1999 | 20.5 | 20.3 | - | 52.1 | - | 19.9 | - | 19.5 | 52.5 | 14.5 | 23.6 | 16.5 | - |
| 2000 | 21.1 | 20.8 | - | 50.1 | 39.1 | 20.2 | - | 20.0 | 50.2 | 14.4 | 24.7 | 16.6 | - |
| 2001 | 21.1 | 20.6 | - | 41.6 | 72.7 | 18.5 | - | 20.9 | 46.9 | 14.1 | 25.0 | 16.2 | - |
| 2002 | 22.2 | 21.9 | - | 39.2 | 35.9 | 22.4 | - | 21.9 | 56.2 | 15.6 | 26.2 | 16.8 | - |
| 2003 | 24.5 | 24.0 | - | 45.6 | 58.3 | 24.7 | 74.7 | 25.1 | 52.5 | 17.1 | 29.0 | 16.7 | - |
| 2004 | 23.8 | 23.6 | 26.7 | 42.6 | 33.6 | 25.1 | 72.3 | 24.9 | 49.2 | 19.0 | 27.3 | 16.6 | 24.2 |
| 2005 | 24.5 | 24.1 | 29.7 | 49.1 | 36.4 | 30.0 | 51.6 | 25.5 | 54.9 | 18.7 | 26.1 | 18.3 | 27.4 |
| 2006 | 25.0 | 24.4 | 33.0 | 50.1 | 33.9 | 31.7 | 85.2 | 25.2 | 55.5 | 19.7 | 26.1 | 18.5 | 31.0 |
| 2007 | 24.6 | 24.3 | 27.2 | 49.8 | 34.9 | 31.9 | 81.1 | 25.4 | 50.7 | 23.2 | 25.0 | 17.9 | 25.0 |
| 2008 | 23.9 | 23.6 | 27.1 | 47.9 | 36.2 | 31.7 | 82.7 | 24.0 | 45.5 | 25.3 | 23.4 | 16.8 | 24.5 |
| 2009 | 24.3 | 24.4 | 23.6 | 51.2 | 37.3 | 28.7 | 85.8 | 25.7 | 53.7 | 25.4 | 24.0 | 20.0 | 19.6 |
| 2010 | 25.9 | 26.3 | 22.3 | 50.6 | 34.3 | 34.7 | 68.7 | 27.2 | 47.5 | 27.9 | 24.0 | 22.3 | 19.3 |
| 2011 | 23.6 | 23.7 | 23.3 | 48.4 | 35.4 | 32.3 | 71.1 | 27.8 | 47.8 | 23.6 | 21.4 | 17.0 | 20.0 |
| 2012 | 22.8 | 22.9 | 22.1 | 43.6 | 37.0 | 28.1 | 33.3 | 27.9 | 44.9 | 22.9 | 21.0 | 17.3 | 18.4 |
| 2013 | 22.4 | 22.8 | 19.7 | 51.0 | 30.7 | 29.0 | 75.8 | 26.7 | 35.3 | 21.8 | 20.9 | 17.8 | 16.2 |
| 2014 | 22.5 | 22.9 | 20.3 | 49.1 | 29.4 | 28.6 | 74.4 | 25.7 | 43.7 | 23.8 | 20.6 | 19.0 | 15.5 |

ASEAN6 covers Brunei Darussalam, Indonesia, Malaysia, Philippines, Singapore, and Thailand
CLMV covers Cambodia, Lao PDR, Myanmar, and Viet Nam

TABLE 1E.3
ASEAN TRADE BALANCE BY DIALOGUE PARTNERS

| Year | ASEAN | Intra-ASEAN | ASEAN+3 | EAS | Australia | Canada | China | EU-28 | India | Japan | Korea, Rep. of | New Zealand | Pakistan | Russia | USA |
|----------------------|---------|-------------|---------|---------|-----------|--------|---------|---------|--------|---------|----------------|-------------|----------|---------|--------|
| Value in USD Million | | | | | | | | | | | | | | | |
| 1994 | -20,477 | 11,660 | -23,829 | -15,589 | -1,935 | 438 | -455 | -3,533 | 443 | -33,003 | -2,030 | -101 | 899 | -336 | 10,169 |
| 1995 | -21,858 | 16,577 | -22,978 | -15,769 | -1,994 | -51 | -929 | -2,107 | 983 | -35,854 | -2,771 | -104 | 801 | -234 | 8,559 |
| 1996 | -27,245 | 16,763 | -18,988 | -13,398 | -2,583 | -457 | -1,743 | -10,774 | 879 | -30,160 | -3,848 | -338 | 879 | 1,128 | 6,504 |
| 1997 | -13,302 | 20,731 | -17,030 | -10,925 | -1,545 | -686 | -4,315 | -5,156 | 78 | -29,256 | -4,190 | -523 | 1,492 | -240 | 8,335 |
| 1998 | 57,194 | 17,708 | 2,268 | 20,635 | 1,418 | 548 | -2,009 | 14,211 | 3,467 | -11,977 | -1,454 | -106 | 1,055 | -90 | 13,678 |
| 1999 | 60,466 | 17,133 | -774 | 28,303 | 1,770 | 174 | -2,741 | 21,593 | 3,566 | -13,779 | -1,387 | 141 | 939 | -490 | 24,090 |
| 2000 | 61,180 | 19,914 | 158 | 28,372 | 198 | 581 | -3,958 | 24,177 | 3,237 | -15,071 | -727 | 179 | 2,907 | -722 | 25,322 |
| 2001 | 49,721 | 15,041 | 8,426 | 26,146 | -988 | 2,679 | -2,883 | 17,552 | 2,539 | -5,008 | 1,277 | -257 | 755 | -696 | 17,123 |
| 2002 | 53,891 | 13,504 | 2,131 | 26,485 | 2,349 | 1,054 | -3,665 | 15,110 | 4,722 | -8,580 | 872 | 121 | 1,106 | -998 | 18,160 |
| 2003 | 80,575 | 24,470 | 16,284 | 46,598 | 4,727 | 890 | -1,517 | 18,955 | 4,393 | -7,005 | 335 | 320 | 1,421 | -588 | 21,463 |
| 2004 | 66,929 | 21,558 | 5,447 | 40,843 | 7,065 | 800 | -6,361 | 20,567 | 4,210 | -8,825 | -925 | 767 | 1,539 | -1,120 | 24,474 |
| 2005 | 71,362 | 22,813 | 6,365 | 52,896 | 8,048 | 308 | -8,882 | 21,370 | 7,096 | -8,322 | 756 | 1,178 | 1,963 | -1,765 | 31,974 |
| 2006 | 96,582 | 25,636 | 14,863 | 66,764 | 9,883 | 948 | -9,959 | 28,370 | 9,163 | 781 | -1,595 | 1,486 | 2,691 | -1,259 | 32,627 |
| 2007 | 108,821 | 32,822 | 12,598 | 71,605 | 12,915 | 1,045 | -15,220 | 29,053 | 12,431 | -2,781 | -2,223 | 1,308 | 3,440 | -1,251 | 33,604 |
| 2008 | 57,947 | 29,916 | 476 | 46,738 | 16,271 | 340 | -21,623 | 23,558 | 12,978 | -2,633 | -5,185 | 1,216 | 4,014 | -4,274 | 20,071 |
| 2009 | 84,068 | 22,927 | -3,028 | 37,949 | 14,235 | 1,942 | -15,021 | 13,997 | 13,925 | -4,746 | -6,187 | 897 | 3,362 | -3,456 | 15,376 |
| 2010 | 94,112 | 15,492 | -27 | 43,161 | 15,052 | 536 | -6,021 | 21,572 | 16,598 | -831 | -8,666 | 1,156 | 3,970 | -3,879 | 14,260 |
| 2011 | 95,954 | 56,787 | 33,643 | 71,809 | 15,240 | -183 | -24,953 | 18,848 | 16,831 | 17,516 | -15,706 | 909 | 5,232 | -8,610 | 13,795 |
| 2012 | 32,734 | 45,662 | -20,878 | 26,902 | 21,949 | 818 | -35,701 | 7,184 | 16,295 | -9,870 | -20,970 | 1,899 | 4,206 | -8,407 | 16,044 |
| 2013 | 30,740 | 52,078 | -17,697 | 35,591 | 22,995 | 1,028 | -45,417 | 2,640 | 16,009 | 4,959 | -29,317 | 1,583 | 4,410 | -9,463 | 22,164 |
| 2014 | 56,184 | 51,077 | -31,420 | 30,502 | 20,316 | 1,785 | -65,713 | 16,660 | 18,944 | 11,406 | -28,191 | 2,055 | 4,636 | -11,713 | 32,321 |

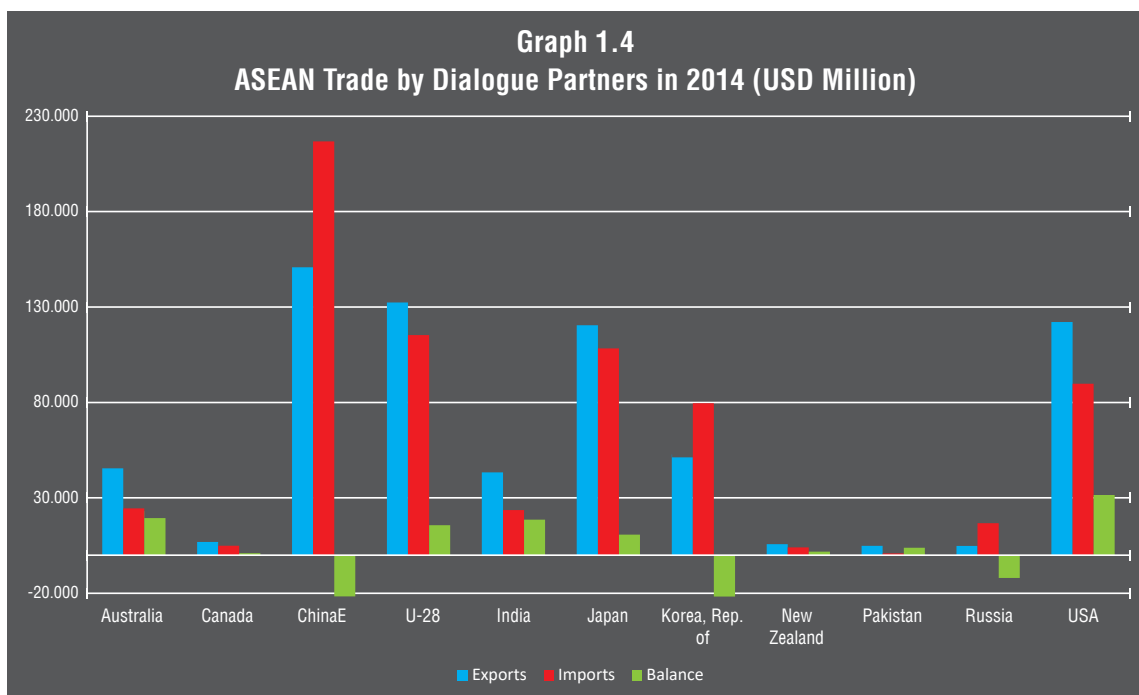
ASEAN+3 covers Intra-ASEAN, China, Japan, and Republic of Korea
EAS covers ASEAN+3 plus Australia, New Zealand, India, Russia and USA

TABLE 1E.4
TREND IN THE SHARE OF TRADE BALANCE TO ASEAN EXPORTS BY DIALOGUE PARTNERS

| Year | ASEAN | Intra-ASEAN | ASEAN+3 | EAS | Australia | Canada | China | EU-28 | India | Japan | Korea, Rep. of | New Zealand | Pakistan | Russia | USA |
|----------------------|-------|-------------|---------|------|-----------|--------|-------|-------|-------|-------|----------------|-------------|----------|--------|------|
| Value in USD Million | | | | | | | | | | | | | | | |
| 1994 | -8.3 | 19.9 | -22.7 | -9.6 | -42.9 | 20.3 | -8.6 | -10.0 | 22.2 | -96.2 | -29.0 | -14.5 | 84.4 | -211.0 | 20.6 |
| 1995 | -7.4 | 23.6 | -18.0 | -8.2 | -38.5 | -2.3 | -15.0 | -4.8 | 34.8 | -84.0 | -32.3 | -13.6 | 76.4 | -27.6 | 15.6 |
| 1996 | -8.4 | 20.7 | -13.5 | -6.2 | -42.3 | -23.0 | -23.3 | -22.7 | 23.6 | -69.9 | -40.7 | -41.6 | 70.5 | 35.6 | 10.9 |
| 1997 | -3.9 | 24.3 | -11.6 | -4.8 | -24.1 | -36.5 | -47.1 | -11.0 | 1.7 | -69.6 | -39.3 | -67.6 | 85.0 | -27.3 | 11.9 |
| 1998 | 18.1 | 25.5 | 1.9 | 10.4 | 19.9 | 23.7 | -21.8 | 29.0 | 66.5 | -34.5 | -18.6 | -14.0 | 81.9 | -19.1 | 21.2 |
| 1999 | 17.7 | 22.9 | -0.6 | 13.0 | 22.5 | 7.7 | -28.6 | 38.2 | 61.9 | -36.6 | -12.7 | 15.8 | 80.3 | -219.0 | 34.4 |
| 2000 | 14.9 | 21.3 | 0.1 | 10.8 | 2.2 | 21.5 | -27.9 | 38.1 | 50.2 | -29.8 | -5.0 | 14.7 | 90.8 | -220.8 | 34.3 |
| 2001 | 13.4 | 18.2 | 5.3 | 10.9 | -11.6 | 61.5 | -19.9 | 30.6 | 40.9 | -10.4 | 8.7 | -26.1 | 67.1 | -181.7 | 27.3 |
| 2002 | 14.0 | 15.6 | 1.3 | 10.7 | 24.5 | 34.7 | -18.7 | 26.9 | 56.1 | -19.3 | 5.6 | 11.2 | 78.6 | -189.4 | 29.5 |
| 2003 | 17.8 | 21.2 | 7.6 | 15.2 | 39.5 | 32.4 | -5.2 | 31.4 | 52.0 | -13.2 | 2.0 | 21.7 | 85.5 | -65.0 | 30.8 |
| 2004 | 11.8 | 15.3 | 2.0 | 10.7 | 43.6 | 24.8 | -15.4 | 26.9 | 38.4 | -13.1 | -4.7 | 36.2 | 89.7 | -96.8 | 30.5 |
| 2005 | 11.0 | 13.9 | 2.0 | 11.9 | 41.0 | 9.8 | -17.0 | 26.4 | 47.2 | -11.4 | 3.1 | 44.7 | 91.6 | -120.1 | 34.4 |
| 2006 | 12.9 | 13.5 | 4.1 | 13.2 | 42.7 | 24.2 | -15.3 | 30.0 | 48.4 | 1.0 | -5.9 | 49.3 | 90.1 | -79.5 | 33.7 |
| 2007 | 12.7 | 15.1 | 3.1 | 12.5 | 47.1 | 19.8 | -19.5 | 26.9 | 50.1 | -3.3 | -7.5 | 36.8 | 91.0 | -60.3 | 31.7 |
| 2008 | 5.9 | 12.0 | 0.1 | 7.1 | 47.2 | 6.2 | -24.7 | 20.4 | 42.0 | -2.5 | -14.2 | 26.9 | 89.7 | -156.2 | 19.5 |
| 2009 | 10.4 | 11.5 | -0.8 | 7.1 | 49.0 | 35.4 | -18.4 | 15.1 | 52.5 | -6.1 | -18.0 | 28.6 | 87.7 | -208.7 | 18.7 |
| 2010 | 8.9 | 5.9 | 0.0 | 6.1 | 42.7 | 10.3 | -5.3 | 18.7 | 46.1 | -0.8 | -19.3 | 27.2 | 77.7 | -149.8 | 14.2 |
| 2011 | 7.7 | 17.3 | 5.1 | 8.5 | 40.7 | -3.4 | -19.6 | 14.9 | 39.6 | 12.0 | -28.9 | 19.9 | 87.2 | -323.8 | 13.0 |
| 2012 | 2.6 | 14.1 | -3.2 | 3.1 | 48.0 | 12.4 | -25.2 | 5.8 | 37.0 | -7.8 | -38.1 | 34.1 | 80.0 | -172.4 | 14.9 |
| 2013 | 2.4 | 15.8 | -2.7 | 4.1 | 50.5 | 14.2 | -29.8 | 2.1 | 38.2 | 4.0 | -55.5 | 27.8 | 83.6 | -180.5 | 19.4 |
| 2014 | 4.3 | 15.5 | -4.8 | 3.5 | 44.8 | 23.9 | -43.7 | 12.6 | 43.7 | 9.5 | -54.6 | 32.2 | 81.8 | -216.3 | 26.4 |

ASEAN+3 covers Intra-ASEAN, China, Japan, and Republic of Korea
EAS covers ASEAN+3 plus Australia, New Zealand, India, Russia, and USA

Graph 1.4
ASEAN Trade by Dialogue Partners in 2014 (USD Million)



2

ASEAN Trade by Partners

Contents

| | |
|---|----|
| 2A 50 main ASEAN trading partners | 23 |
| 2B ASEAN trade by partner countries, by geographical area | 25 |
| 2C ASEAN trade with top 5 partner countries, by product | 38 |
| 2D ASEAN trade with dialogue partners, by major products | 40 |




TABLE 2A.1
50 MAIN TRADING PARTNERS FOR ASEAN EXPORTS
(Partners sorted on the basis of 2014 exports values)

| Main Partners | 2013 | 2014 | 2013/2014 | 2013 | 2014 | 2013 | 2014 |
|------------------------------|----------------------|----------------|-----------------|---------------------------------------|-------------|-------------|----------|
| | Value in USD Million | | Growth Rate (%) | Percentage Share to ASEAN Exports (%) | | Annual Rank | |
| ASEAN (Intra+Extra) | 1,271,128 | 1,292,400 | 1.7 | 100.0 | 100.0 | - | - |
| Extra-ASEAN | 940,810 | 962,758 | 2.3 | 74.0 | 74.5 | - | - |
| Intra-ASEAN | 330,318 | 329,642 | -0.2 | 26.0 | 25.5 | - | - |
| China (People's Republic of) | 152,546 | 150,407 | -1.4 | 12.0 | 11.6 | 1 | 1 |
| EU-28 | 124,434 | 132,484 | 6.5 | 9.8 | 10.3 | 2 | 2 |
| USA | 122,863 | 122,375 | -0.4 | 9.7 | 9.5 | 4 | 3 |
| Japan | 114,510 | 120,224 | 5.0 | 9.0 | 9.3 | 3 | 4 |
| Hong Kong | 82,085 | 85,275 | 3.9 | 6.5 | 6.6 | 5 | 5 |
| Korea, Republic of | 52,823 | 51,624 | -2.3 | 4.2 | 4.0 | 6 | 6 |
| Australia | 45,526 | 45,345 | -0.4 | 3.6 | 3.5 | 7 | 7 |
| India | 41,935 | 43,326 | 3.3 | 3.3 | 3.4 | 8 | 8 |
| Taiwan | 35,469 | 39,472 | 11.3 | 2.8 | 3.1 | 9 | 9 |
| United Arab Emirates | 18,840 | 20,550 | 9.1 | 1.5 | 1.6 | 10 | 10 |
| Panama | 12,110 | 10,005 | -17.4 | 1.0 | 0.8 | 11 | 11 |
| Saudi Arabia | 7,607 | 8,357 | 9.9 | 0.6 | 0.6 | 13 | 12 |
| Brazil | 9,001 | 7,685 | -14.6 | 0.7 | 0.6 | 12 | 13 |
| Bangladesh | 6,564 | 7,515 | 14.5 | 0.5 | 0.6 | 16 | 14 |
| Canada | 7,247 | 7,470 | 3.1 | 0.6 | 0.6 | 15 | 15 |
| Mexico | 5,971 | 6,947 | 16.3 | 0.5 | 0.5 | 17 | 16 |
| South Africa | 7,549 | 6,901 | -8.6 | 0.6 | 0.5 | 14 | 17 |
| New Zealand | 5,684 | 6,381 | 12.3 | 0.4 | 0.5 | 18 | 18 |
| Pakistan | 5,274 | 5,667 | 7.4 | 0.4 | 0.4 | 20 | 19 |
| Turkey | 5,316 | 5,421 | 2.0 | 0.4 | 0.4 | 20 | 20 |
| Russian Federation | 5,244 | 5,415 | 3.3 | 0.4 | 0.4 | 21 | 21 |
| Switzerland | 3,915 | 4,584 | 17.1 | 0.3 | 0.4 | 23 | 22 |
| Liberia | 3,986 | 4,148 | 4.1 | 0.3 | 0.3 | 164 | 23 |
| Egypt | 3,593 | 3,938 | 9.6 | 0.3 | 0.3 | 24 | 24 |
| Sri Lanka | 3,502 | 3,445 | -1.6 | 0.3 | 0.3 | 25 | 25 |
| Marshall Islands | 2,802 | 3,190 | 13.8 | 0.2 | 0.2 | 26 | 26 |
| Nigeria | 1,831 | 2,535 | 38.5 | 0.1 | 0.2 | 30 | 27 |
| Israel | 1,815 | 2,042 | 12.5 | 0.1 | 0.2 | 31 | 28 |
| Angola | 1,248 | 1,924 | 54.1 | 0.1 | 0.1 | 36 | 29 |
| Argentina | 2,014 | 1,701 | -15.5 | 0.2 | 0.1 | 27 | 30 |
| Norway | 1,831 | 1,647 | -10.1 | 0.1 | 0.1 | 198 | 31 |
| Chile | 1,312 | 1,636 | 24.7 | 0.1 | 0.1 | 35 | 32 |
| Iran, Islamic Republic of | 2,007 | 1,607 | -19.9 | 0.2 | 0.1 | 28 | 33 |
| Puerto Rico | 0.00 | 1,595 | n.a | 0.0 | 0.1 | 173 | 34 |
| Papua New Guinea | 1,791 | 1,581 | -11.7 | 0.1 | 0.1 | 32 | 35 |
| Oman | 1,487 | 1,346 | -9.5 | 0.1 | 0.1 | 34 | 36 |
| Kenya | 1,048 | 1,308 | 24.8 | 0.1 | 0.1 | 42 | 37 |
| Kuwait | 1,178 | 1,252 | 6.3 | 0.1 | 0.1 | 38 | 38 |
| Benin | 1,107 | 1,235 | 11.6 | 0.1 | 0.1 | 40 | 39 |
| Qatar | 997 | 1,184 | 18.8 | 0.1 | 0.1 | 44 | 40 |
| Bahamas | 1,036 | 1,054 | 1.7 | 0.1 | 0.1 | 43 | 41 |
| Peru | 984 | 1,033 | 5.0 | 0.1 | 0.1 | 45 | 42 |
| Ghana | 1,069 | 955 | -10.7 | 0.1 | 0.1 | 41 | 43 |
| Colombia | 771 | 926 | 20.2 | 0.1 | 0.1 | 48 | 44 |
| Ukraine | 1,489 | 923 | -38.0 | 0.1 | 0.1 | 33 | 45 |
| Algeria | 942 | 904 | -4.0 | 0.1 | 0.1 | 46 | 46 |
| Tanzania, United Republic of | 0.00 | 823 | n.a | 0.0 | 0.1 | 174 | 47 |
| Yemen | 1,157 | 778 | -32.7 | 0.1 | 0.1 | 39 | 48 |
| Togo | 0.01 | 708 | n.a | 0.0 | 0.1 | 176 | 49 |
| Côte d'Ivoire | 689.52 | 685 | -0.6 | 0.1 | 0.1 | 22 | 50 |
| Total for all 50 | 914,200 | 939,533 | 2.8 | 71.9 | 72.7 | - | - |

TABLE 2A.2
50 MAIN TRADING PARTNERS FOR ASEAN IMPORTS
(Partners sorted on the basis of 2014 imports values)

| Main Partners | 2013 | 2014 | 2013/2014 | 2013 | 2014 | 2013 | 2014 |
|------------------------------|----------------------|----------------|-----------------|---------------------------------------|-------------|-------------|----------|
| | Value in USD Million | | Growth Rate (%) | Percentage Share to ASEAN Imports (%) | | Annual Rank | |
| ASEAN (Intra+Extra) | 1,240,388 | 1,236,216 | -0.3 | 100.0 | 100.0 | - | - |
| Extra-ASEAN | 962,148 | 957,651 | -0.5 | 77.6 | 77.5 | - | - |
| Intra-ASEAN | 278,240 | 278,565 | 0.1 | 22.4 | 22.5 | - | - |
| China (People's Republic of) | 197,963 | 216,119 | 9.2 | 16.0 | 17.5 | 1 | 1 |
| EU-28 | 121,794 | 115,824 | -4.9 | 9.8 | 9.4 | 2 | 2 |
| Japan | 117,904 | 108,818 | -7.7 | 9.5 | 8.8 | 3 | 3 |
| USA | 92,346 | 90,054 | -2.5 | 7.4 | 7.3 | 110 | 4 |
| Korea, Republic of | 82,140 | 79,815 | -2.8 | 6.6 | 6.5 | 4 | 5 |
| Taiwan | 66,220 | 68,841 | 4.0 | 5.3 | 5.6 | 123 | 6 |
| Saudi Arabia | 33,259 | 36,528 | 9.8 | 2.7 | 3.0 | 192 | 7 |
| United Arab Emirates | 41,678 | 36,115 | -13.3 | 3.4 | 2.9 | 5 | 8 |
| Australia | 25,927 | 25,029 | -3.5 | 2.1 | 2.0 | 7 | 9 |
| India | 25,927 | 24,382 | -6.0 | 2.1 | 2.0 | 6 | 10 |
| Russian Federation | 14,706 | 17,128 | 16.5 | 1.2 | 1.4 | 131 | 11 |
| Qatar | 15,746 | 14,955 | -5.0 | 1.3 | 1.2 | 137 | 12 |
| Hong Kong | 13,136 | 14,097 | 7.3 | 1.1 | 1.1 | 9 | 13 |
| Switzerland | 16,923 | 11,841 | -30.0 | 1.4 | 1.0 | 8 | 14 |
| Brazil | 9,185 | 10,774 | 17.3 | 0.7 | 0.9 | 10 | 15 |
| Kuwait | 7,317 | 7,918 | 8.2 | 0.6 | 0.6 | 11 | 16 |
| Argentina | 5,875 | 5,917 | 0.7 | 0.5 | 0.5 | 13 | 17 |
| Canada | 6,219 | 5,685 | -8.6 | 0.5 | 0.5 | 12 | 18 |
| Venezuela | 6,143 | 5,089 | -17.2 | 0.5 | 0.4 | 135 | 19 |
| Nigeria | 4,042 | 4,776 | 18.1 | 0.3 | 0.4 | 155 | 20 |
| Mexico | 4,285 | 4,363 | 1.8 | 0.3 | 0.4 | 203 | 21 |
| New Zealand | 4,101 | 4,326 | 5.5 | 0.3 | 0.3 | 117 | 22 |
| Costa Rica | 2,566 | 4,104 | 59.9 | 0.2 | 0.3 | 16 | 23 |
| Azerbaijan | 3,794 | 3,926 | 3.5 | 0.3 | 0.3 | 14 | 24 |
| South Africa | 4,450 | 3,099 | -30.4 | 0.4 | 0.3 | 188 | 25 |
| Oman | 4,522 | 2,671 | -40.9 | 0.4 | 0.2 | 161 | 26 |
| Norway | 2,693 | 2,587 | -3.9 | 0.2 | 0.2 | 198 | 27 |
| Iraq | 3,159 | 2,549 | -19.3 | 0.3 | 0.2 | 15 | 28 |
| Turkey | 2,624 | 2,205 | -16.0 | 0.2 | 0.2 | 151 | 29 |
| Israel | 1,878 | 1,996 | 6.3 | 0.2 | 0.2 | 17 | 30 |
| Yemen | 1,889 | 1,669 | -11.6 | 0.2 | 0.1 | 149 | 31 |
| Algeria | 945 | 1,528 | 61.7 | 0.1 | 0.1 | 21 | 32 |
| Chile | 1,456 | 1,245 | -14.4 | 0.1 | 0.1 | 19 | 33 |
| Equatorial Guinea | 529 | 1,196 | 126.1 | 0.0 | 0.1 | 25 | 34 |
| Ukraine | 1,610 | 1,060 | -34.2 | 0.1 | 0.1 | 184 | 35 |
| Pakistan | 864 | 1,031 | 19.3 | 0.1 | 0.1 | 132 | 36 |
| Côte d'Ivoire | 683 | 889 | 30.2 | 0.1 | 0.1 | 22 | 37 |
| Bahrain | 1,253 | 822 | -34.4 | 0.1 | 0.1 | 20 | 38 |
| Colombia | 1,687 | 816 | -51.6 | 0.1 | 0.1 | 18 | 39 |
| Belarus | 453 | 687 | 51.5 | 0.0 | 0.1 | 27 | 40 |
| Angola | 611 | 675 | 10.4 | 0.0 | 0.1 | 23 | 41 |
| Ghana | 359 | 624 | 73.9 | 0.0 | 0.1 | 31 | 42 |
| Congo | 393 | 573 | 45.7 | 0.0 | 0.0 | 30 | 43 |
| Egypt | 538 | 526 | -2.2 | 0.0 | 0.0 | 24 | 44 |
| Botswana | 83 | 466 | 457.9 | 0.0 | 0.0 | 39 | 45 |
| Bangladesh | 429 | 461 | 7.3 | 0.0 | 0.0 | 29 | 46 |
| Paraguay | 0 | 416 | n.a | 0.0 | 0.0 | 142 | 47 |
| Peru | 0 | 411 | n.a | 0.0 | 0.0 | 190 | 48 |
| Morocco | 0 | 385 | n.a | 0.0 | 0.0 | 172 | 49 |
| Sri Lanka | 0 | 384 | n.a | 0.0 | 0.0 | 191 | 50 |
| Total for all 50 | 952,303 | 947,396 | -0.5 | 76.8 | 76.6 | - | - |

**TABLE 2B.1
ASEAN EXPORTS TO PARTNERS
BY GEOGRAPHICAL AREA**

| Main Partners | 2012 | 2013 | 2014 | 2012/2013 | 2013/2014 | 2012 | 2013 | 2014 |
|----------------------------------|----------------------|------------------|------------------|-----------------|-----------------|---------------------------------------|--------------|--------------|
| | Value in USD Million | | | Growth Rate (%) | Growth Rate (%) | Percentage Share to ASEAN Exports (%) | | |
| ASEAN (Intra+Extra) | 1,254,580.7 | 1,271,128.1 | 1,292,399.8 | 1.32 | 1.67 | 100.0 | 100.0 | 100.0 |
| Extra-ASEAN | 930,725.7 | 940,810.1 | 962,757.7 | 1.08 | 2.33 | 74.2 | 74.0 | 74.5 |
| Intra-ASEAN | 323,855.0 | 330,318.1 | 329,642.1 | 2.00 | -0.20 | 25.8 | 26.0 | 25.5 |
| Europe | 145,856.9 | 142,650.1 | 150,896.0 | -2.20 | 5.78 | 11.63 | 11.22 | 11.68 |
| European Union (EU) | 124,891.7 | 124,434.1 | 132,484.0 | -0.37 | 6.47 | 9.95 | 9.79 | 10.25 |
| Austria | 1,655.0 | 2,632.5 | 2,864.7 | 59.06 | 8.82 | 0.13 | 0.21 | 0.22 |
| Belgium | 9,628.3 | 9,905.2 | 11,104.8 | 2.88 | 12.11 | 0.77 | 0.78 | 0.86 |
| Bulgaria | 186.1 | 235.9 | 281.6 | 26.75 | 19.36 | 0.01 | 0.02 | 0.02 |
| Croatia | 191.2 | 119.7 | 126.5 | -37.37 | 5.68 | 0.02 | 0.01 | 0.01 |
| Cyprus | 704.5 | 638.5 | 624.9 | -9.37 | -2.12 | 0.06 | 0.05 | 0.05 |
| Czech Republic | 1,822.8 | 1,819.5 | 2,034.6 | -0.18 | 11.82 | 0.15 | 0.14 | 0.16 |
| Denmark | 1,498.2 | 1,446.0 | 1,523.7 | -3.49 | 5.38 | 0.12 | 0.11 | 0.12 |
| Estonia | 197.3 | 230.6 | 255.6 | 16.87 | 10.82 | 0.02 | 0.02 | 0.02 |
| Finland | 1,251.7 | 991.1 | 935.9 | -20.82 | -5.58 | 0.10 | 0.08 | 0.07 |
| France | 13,417.3 | 11,392.3 | 10,553.8 | -15.09 | -7.36 | 1.07 | 0.90 | 0.82 |
| Germany | 24,338.3 | 25,562.7 | 26,737.3 | 5.03 | 4.59 | 1.94 | 2.01 | 2.07 |
| Greece | 1,742.4 | 1,698.0 | 1,904.6 | -2.55 | 12.17 | 0.14 | 0.13 | 0.15 |
| Hungary | 1,327.7 | 1,287.3 | 1,410.1 | -3.05 | 9.54 | 0.11 | 0.10 | 0.11 |
| Ireland | 1,102.5 | 1,326.6 | 1,264.9 | 20.33 | -4.66 | 0.09 | 0.10 | 0.10 |
| Italy | 7,980.4 | 8,025.8 | 8,826.7 | 0.57 | 9.98 | 0.64 | 0.63 | 0.68 |
| Latvia | 249.7 | 270.4 | 279.5 | 8.29 | 3.39 | 0.02 | 0.02 | 0.02 |
| Lithuania | 257.4 | 181.0 | 203.1 | -29.68 | 12.19 | 0.02 | 0.01 | 0.02 |
| Luxembourg | 161.9 | 188.4 | 626.4 | 16.40 | 232.49 | 0.01 | 0.01 | 0.05 |
| Malta | 1,255.2 | 1,265.5 | 1,605.7 | 0.81 | 26.88 | 0.10 | 0.10 | 0.12 |
| Netherlands | 26,104.4 | 26,595.4 | 28,957.5 | 1.88 | 8.88 | 2.08 | 2.09 | 2.24 |
| Poland | 1,866.9 | 1,991.8 | 2,202.6 | 6.69 | 10.58 | 0.15 | 0.16 | 0.17 |
| Portugal | 584.8 | 723.2 | 828.2 | 23.66 | 14.53 | 0.05 | 0.06 | 0.06 |
| Romania | 486.6 | 489.4 | 539.7 | 0.58 | 10.27 | 0.04 | 0.04 | 0.04 |
| Slovakia | 601.2 | 714.8 | 720.5 | 18.90 | 0.80 | 0.05 | 0.06 | 0.06 |
| Slovenia | 203.1 | 296.9 | 384.7 | 46.16 | 29.57 | 0.02 | 0.02 | 0.03 |
| Spain | 5,838.3 | 5,956.7 | 6,651.7 | 2.03 | 11.67 | 0.47 | 0.47 | 0.51 |
| Sweden | 2,163.9 | 2,356.2 | 2,405.5 | 8.89 | 2.09 | 0.17 | 0.19 | 0.19 |
| United Kingdom | 18,074.5 | 16,092.7 | 16,629.5 | -10.96 | 3.34 | 1.44 | 1.27 | 1.29 |
| Non-EU European Countries | 20,965.2 | 18,215.9 | 18,412.1 | -13.11 | 1.08 | 1.67 | 1.43 | 1.42 |
| Albania | 20.3 | 27.1 | 20.5 | 33.57 | -24.32 | 0.00 | 0.00 | 0.00 |
| Andorra | 3.3 | 6.7 | 2.8 | 106.09 | -58.80 | 0.00 | 0.00 | 0.00 |
| Belarus | 84.2 | 54.1 | 42.0 | -35.68 | -22.36 | 0.01 | 0.00 | 0.00 |
| Bosnia and Herzegovina | 8.7 | 10.0 | 10.7 | 15.57 | 6.75 | 0.00 | 0.00 | 0.00 |
| Faroe Islands | 1.1 | 0.1 | 0.9 | -90.35 | 742.49 | 0.00 | 0.00 | 0.00 |
| Gibraltar | 54.5 | 123.5 | 104.2 | 126.80 | -15.67 | 0.00 | 0.01 | 0.01 |
| Holy See (Vatican City State) | 0.6 | 0.4 | 1.3 | -21.66 | 207.60 | 0.00 | 0.00 | 0.00 |
| Iceland | 11.8 | 10.7 | 12.7 | -9.60 | 19.17 | 0.00 | 0.00 | 0.00 |
| Liechtenstein | 172.9 | 133.0 | 172.8 | -23.08 | 29.95 | 0.01 | 0.01 | 0.01 |
| Macedonia | 20.7 | 8.9 | 10.9 | -57.11 | 22.90 | 0.00 | 0.00 | 0.00 |
| Moldova, Republic of | 7.8 | 5.7 | 5.8 | -27.54 | 2.58 | 0.00 | 0.00 | 0.00 |
| Monaco | 7.4 | 4.0 | 4.8 | -45.53 | 18.73 | 0.00 | 0.00 | 0.00 |
| Montenegro | 15.1 | 6.6 | 9.6 | -56.61 | 46.33 | 0.00 | 0.00 | 0.00 |
| Norway | 1,449.8 | 1,831.4 | 1,646.9 | 26.32 | -10.07 | 0.12 | 0.14 | 0.13 |
| Russia | 4,875.6 | 5,243.5 | 5,414.8 | 7.55 | 3.27 | 0.39 | 0.41 | 0.42 |
| San Marino | 0.2 | 0.0 | 0.1 | -75.59 | 119.19 | 0.00 | 0.00 | 0.00 |
| Serbia | 201.8 | 30.2 | 24.2 | -85.01 | -19.97 | 0.02 | 0.00 | 0.00 |
| Switzerland | 7,874.6 | 3,914.9 | 4,583.6 | -50.28 | 17.08 | 0.63 | 0.31 | 0.35 |
| Turkey | 4,746.2 | 5,316.3 | 5,420.6 | 12.01 | 1.96 | 0.38 | 0.42 | 0.42 |
| Ukraine | 1,408.9 | 1,488.6 | 922.6 | 5.66 | -38.02 | 0.11 | 0.12 | 0.07 |

| Main Partners | 2012 | 2013 | 2014 | 2012/2013 | 2013/2014 | 2012 | 2013 | 2014 |
|---------------------------------------|----------------------|----------|----------|-----------------|-----------------|---------------------------------------|------|------|
| | Value in USD Million | | | Growth Rate (%) | Growth Rate (%) | Percentage Share to ASEAN Exports (%) | | |
| Africa | 31,607.0 | 31,483.7 | 32,776.2 | -0.39 | 4.11 | 2.52 | 2.48 | 2.54 |
| North Africa | 5,888.2 | 5,941.9 | 6,088.8 | 0.91 | 2.47 | 0.47 | 0.47 | 0.47 |
| Algeria | 754.0 | 941.8 | 904.3 | 24.91 | -3.98 | 0.06 | 0.07 | 0.07 |
| Egypt | 3,732.1 | 3,593.3 | 3,938.0 | -3.72 | 9.59 | 0.30 | 0.28 | 0.30 |
| Libya | 499.9 | 533.6 | 560.4 | 6.74 | 5.04 | 0.04 | 0.04 | 0.04 |
| Morocco | 549.5 | 538.6 | 311.2 | -1.99 | -42.23 | 0.04 | 0.04 | 0.02 |
| Tunisia | 352.7 | 334.5 | 374.9 | -5.18 | 12.09 | 0.03 | 0.03 | 0.03 |
| Other African Countries | 25,718.8 | 25,541.9 | 26,687.4 | -0.69 | 4.48 | 2.05 | 2.01 | 2.06 |
| Angola | 1,034.9 | 1,248.5 | 1,923.6 | 20.63 | 54.07 | 0.08 | 0.10 | 0.15 |
| Benin | 646.1 | 1,107.0 | 1,235.5 | 71.33 | 11.60 | 0.05 | 0.09 | 0.10 |
| Botswana | 10.0 | 13.5 | 21.3 | 35.41 | 57.69 | 0.00 | 0.00 | 0.00 |
| British Indian Ocean Territory | 90.6 | 11.2 | 6.7 | -87.66 | -39.78 | 0.01 | 0.00 | 0.00 |
| Burkina Faso | 23.3 | 32.8 | 21.6 | 41.15 | -34.19 | 0.00 | 0.00 | 0.00 |
| Burundi | 33.6 | 1.6 | 2.9 | -95.18 | 80.32 | 0.00 | 0.00 | 0.00 |
| Cameroon | 389.0 | 406.5 | 442.0 | 4.51 | 8.74 | 0.03 | 0.03 | 0.03 |
| Cape Verde | 10.1 | 13.9 | 19.6 | 36.89 | 41.59 | 0.00 | 0.00 | 0.00 |
| Central African Republic | 3.4 | 61.7 | 9.0 | 1,732.33 | -85.36 | 0.00 | 0.00 | 0.00 |
| Chad | 3.6 | 2.4 | 9.9 | -31.36 | 306.32 | 0.00 | 0.00 | 0.00 |
| Comoros | 25.0 | 9.6 | 10.9 | -61.71 | 13.49 | 0.00 | 0.00 | 0.00 |
| Congo | 263.2 | 270.1 | 250.4 | 2.63 | -7.28 | 0.02 | 0.02 | 0.02 |
| Congo, The Democratic Republic of The | 61.3 | 76.8 | 62.8 | 25.31 | -18.28 | 0.00 | 0.01 | 0.00 |
| Djibouti | 391.8 | 466.6 | 438.4 | 19.09 | -6.04 | 0.03 | 0.04 | 0.03 |
| Equatorial Guinea | 43.1 | 355.1 | 50.0 | 723.83 | -85.93 | 0.00 | 0.03 | 0.00 |
| Eritrea | 24.2 | 23.4 | 24.9 | -3.20 | 6.43 | 0.00 | 0.00 | 0.00 |
| Ethiopia | 201.8 | 184.1 | 180.0 | -8.74 | -2.24 | 0.02 | 0.01 | 0.01 |
| Gabon | 124.7 | 199.0 | 164.0 | 59.66 | -17.60 | 0.01 | 0.02 | 0.01 |
| Gambia | 93.2 | 87.8 | 110.7 | -5.74 | 26.08 | 0.01 | 0.01 | 0.01 |
| Ghana | 1,830.7 | 1,068.9 | 955.0 | -41.61 | -10.66 | 0.15 | 0.08 | 0.07 |
| Guinea | 149.4 | 111.2 | 163.0 | -25.54 | 46.61 | 0.01 | 0.01 | 0.01 |
| Guinea-Bissau | 9.3 | 10.3 | 11.5 | 9.87 | 12.09 | 0.00 | 0.00 | 0.00 |
| Ivory Coast/Cote D'Ivoire | 730.2 | 689.5 | 685.2 | -5.57 | -0.63 | 0.06 | 0.05 | 0.05 |
| Kenya | 761.0 | 1,048.3 | 1,307.8 | 37.75 | 24.75 | 0.06 | 0.08 | 0.10 |
| Lesotho | 14.3 | 2.1 | 2.0 | -85.24 | -5.90 | 0.00 | 0.00 | 0.00 |
| Liberia | 4,267.7 | 3,986.0 | 4,147.7 | -6.60 | 4.06 | 0.34 | 0.31 | 0.32 |
| Madagascar | 260.4 | 202.7 | 217.1 | -22.16 | 7.07 | 0.02 | 0.02 | 0.02 |
| Malawi | 31.8 | 30.0 | 31.7 | -5.58 | 5.51 | 0.00 | 0.00 | 0.00 |
| Mali | 24.8 | 49.0 | 17.4 | 97.34 | -64.40 | 0.00 | 0.00 | 0.00 |
| Mauritania | 181.8 | 161.3 | 180.9 | -11.26 | 12.19 | 0.01 | 0.01 | 0.01 |
| Mauritius | 431.3 | 333.1 | 336.2 | -22.76 | 0.94 | 0.03 | 0.03 | 0.03 |
| Mayotte | 17.5 | 19.4 | 18.9 | 10.61 | -2.71 | 0.00 | 0.00 | 0.00 |
| Mozambique | 585.6 | 667.0 | 674.8 | 13.91 | 1.17 | 0.05 | 0.05 | 0.05 |
| Namibia | 61.8 | 51.6 | 143.6 | -16.48 | 178.39 | 0.00 | 0.00 | 0.01 |
| Niger | 55.4 | 74.4 | 76.9 | 34.15 | 3.38 | 0.00 | 0.01 | 0.01 |
| Nigeria | 2,126.9 | 1,830.8 | 2,535.2 | -13.92 | 38.47 | 0.17 | 0.14 | 0.20 |
| Réunion | 671.7 | 659.0 | 640.8 | -1.88 | -2.77 | 0.05 | 0.05 | 0.05 |
| Rwanda | 7.7 | 8.2 | 13.1 | 6.43 | 59.61 | 0.00 | 0.00 | 0.00 |
| Saint Helena | 0.2 | 0.3 | 0.0 | 45.99 | -83.06 | 0.00 | 0.00 | 0.00 |
| Sao Tome and Principe | 4.2 | 1.3 | 2.7 | -69.52 | 106.70 | 0.00 | 0.00 | 0.00 |
| Senegal | 282.2 | 319.9 | 422.1 | 13.37 | 31.94 | 0.02 | 0.03 | 0.03 |
| Seychelles | 73.4 | 56.9 | 55.2 | -22.52 | -2.89 | 0.01 | 0.00 | 0.00 |
| Sierra Leone | 96.5 | 75.6 | 79.9 | -21.59 | 5.66 | 0.01 | 0.01 | 0.01 |
| Somalia | 36.6 | 77.9 | 130.9 | 112.66 | 68.03 | 0.00 | 0.01 | 0.01 |
| South Africa | 7,832.9 | 7,549.0 | 6,901.2 | -3.63 | -8.58 | 0.62 | 0.59 | 0.53 |
| Sudan | 464.0 | 393.8 | 299.4 | -15.13 | -23.96 | 0.04 | 0.03 | 0.02 |
| Swaziland | 11.2 | 23.3 | 17.2 | 108.21 | -26.46 | 0.00 | 0.00 | 0.00 |
| Tanzania | 622.5 | 690.7 | 822.8 | 10.96 | 19.12 | 0.05 | 0.05 | 0.06 |
| Togo | 474.6 | 659.6 | 708.4 | 38.99 | 7.39 | 0.04 | 0.05 | 0.05 |
| Uganda | 54.1 | 65.4 | 58.1 | 20.80 | -11.14 | 0.00 | 0.01 | 0.00 |
| Zambia | 32.4 | 28.8 | 26.4 | -10.92 | -8.47 | 0.00 | 0.00 | 0.00 |
| Zimbabwe | 41.9 | 24.7 | 20.1 | -40.93 | -18.62 | 0.00 | 0.00 | 0.00 |

| Main Partners | 2012 | 2013 | 2014 | 2012/2013 | 2013/2014 | 2012 | 2013 | 2014 |
|---|----------------------|-----------|-----------|-----------------|-----------------|---------------------------------------|-------|-------|
| | Value in USD Million | | | Growth Rate (%) | Growth Rate (%) | Percentage Share to ASEAN Exports (%) | | |
| America | 152,208.8 | 159,530.2 | 166,635.5 | 4.81 | 4.45 | 12.13 | 12.55 | 12.89 |
| North America | 114,613.0 | 121,757.2 | 129,845.1 | 6.23 | 6.64 | 9.14 | 9.58 | 10.05 |
| Canada | 6,576.9 | 7,247.4 | 7,469.9 | 10.20 | 3.07 | 0.52 | 0.57 | 0.58 |
| Greenland | 0.5 | 0.1 | 0.4 | -83.17 | 358.46 | 0.00 | 0.00 | 0.00 |
| USA | 108,035.7 | 114,509.7 | 122,374.7 | 5.99 | 6.87 | 8.61 | 9.01 | 9.47 |
| Central America and Caribbean | 24,034.0 | 22,349.0 | 22,345.8 | -7.01 | -0.01 | 1.92 | 1.76 | 1.73 |
| Anguilla | 1.0 | 0.7 | 0.7 | -32.33 | 9.00 | 0.00 | 0.00 | 0.00 |
| Antigua and Barbuda | 463.6 | 359.2 | 316.0 | -22.51 | -12.02 | 0.04 | 0.03 | 0.02 |
| Aruba | 6.9 | 5.8 | 7.0 | -15.27 | 20.08 | 0.00 | 0.00 | 0.00 |
| Bahamas | 1,068.4 | 1,036.4 | 1,054.0 | -2.99 | 1.70 | 0.09 | 0.08 | 0.08 |
| Barbados | 32.7 | 21.8 | 25.1 | -33.27 | 14.79 | 0.00 | 0.00 | 0.00 |
| Belize | 116.4 | 19.5 | 20.5 | -83.26 | 5.24 | 0.01 | 0.00 | 0.00 |
| Bermuda | 305.6 | 354.5 | 326.5 | 16.01 | -7.90 | 0.02 | 0.03 | 0.03 |
| Cayman Islands | 111.4 | 110.0 | 128.3 | -1.29 | 16.66 | 0.01 | 0.01 | 0.01 |
| Costa Rica | 282.8 | 273.6 | 281.9 | -3.23 | 3.03 | 0.02 | 0.02 | 0.02 |
| Cuba | 26.4 | 34.1 | 22.1 | 29.07 | -35.01 | 0.00 | 0.00 | 0.00 |
| Curacao | 1.8 | 1.7 | 6.5 | -7.93 | 291.04 | 0.00 | 0.00 | 0.00 |
| Dominica | 40.5 | 13.7 | 14.0 | -66.21 | 2.13 | 0.00 | 0.00 | 0.00 |
| Dominican Republic | 181.3 | 163.5 | 224.8 | -9.80 | 37.45 | 0.01 | 0.01 | 0.02 |
| El Salvador | 93.6 | 97.8 | 87.8 | 4.45 | -10.24 | 0.01 | 0.01 | 0.01 |
| Grenada | 2.8 | 9.9 | 13.9 | 249.35 | 40.45 | 0.00 | 0.00 | 0.00 |
| Guadeloupe | 33.2 | 11.7 | 13.5 | -64.59 | 14.83 | 0.00 | 0.00 | 0.00 |
| Guatemala | 210.2 | 199.9 | 216.7 | -4.88 | 8.40 | 0.02 | 0.02 | 0.02 |
| Haiti | 117.1 | 131.8 | 129.9 | 12.58 | -1.44 | 0.01 | 0.01 | 0.01 |
| Honduras | 171.2 | 128.3 | 122.4 | -25.08 | -4.63 | 0.01 | 0.01 | 0.01 |
| Jamaica | 80.9 | 74.2 | 75.7 | -8.28 | 2.00 | 0.01 | 0.01 | 0.01 |
| Martinique | 13.3 | 10.6 | 11.9 | -20.30 | 12.42 | 0.00 | 0.00 | 0.00 |
| Mexico | 5,962.2 | 5,971.3 | 6,946.8 | 0.15 | 16.34 | 0.48 | 0.47 | 0.54 |
| Montserrat | 0.3 | 0.1 | 0.2 | -69.25 | 151.68 | 0.00 | 0.00 | 0.00 |
| Netherlands Antilles | 63.3 | 121.1 | 289.8 | 91.13 | 139.33 | 0.01 | 0.01 | 0.02 |
| Nicaragua | 100.9 | 100.9 | 94.4 | -0.01 | -6.48 | 0.01 | 0.01 | 0.01 |
| Panama | 13,060.7 | 12,109.7 | 10,004.9 | -7.28 | -17.38 | 1.04 | 0.95 | 0.77 |
| Puerto Rico | 1,139.8 | 670.3 | 1,595.1 | -41.19 | 137.95 | 0.09 | 0.05 | 0.12 |
| Saint Kitts and Nevis | 10.3 | 4.2 | 9.1 | -59.03 | 117.02 | 0.00 | 0.00 | 0.00 |
| Saint Lucia | 6.5 | 5.5 | 5.5 | -15.58 | -0.64 | 0.00 | 0.00 | 0.00 |
| Saint Martin (Dutch Part) | 0.2 | 0.0 | n.a | -77.89 | -100.00 | 0.00 | 0.00 | 0.00 |
| Saint Martin (French Part) | 0 | 0 | n.a | n.a | n.a | 0.00 | 0.00 | 0.00 |
| Saint Vincent | 148.1 | 104.5 | 95.3 | -29.49 | -8.72 | 0.01 | 0.01 | 0.01 |
| Trinidad and Tobago | 165.5 | 184.9 | 191.2 | 11.71 | 3.39 | 0.01 | 0.01 | 0.01 |
| Turks and Caicos Islands | 2.3 | 5.7 | 4.1 | 147.55 | -28.50 | 0.00 | 0.00 | 0.00 |
| Virgin Islands, British | 11.2 | 8.0 | 8.5 | -28.73 | 6.35 | 0.00 | 0.00 | 0.00 |
| Virgin Islands, U.S. | 1.5 | 3.7 | 1.7 | 150.92 | -54.69 | 0.00 | 0.00 | 0.00 |
| South America | 13,561.8 | 15,424.0 | 14,444.7 | 13.73 | -6.35 | 1.08 | 1.21 | 1.12 |
| Argentina | 1,948.6 | 2,013.8 | 1,701.0 | 3.34 | -15.53 | 0.16 | 0.16 | 0.13 |
| Bolivia | 49.7 | 66.5 | 119.0 | 33.91 | 78.85 | 0.00 | 0.01 | 0.01 |
| Brazil | 7,070.9 | 9,000.6 | 7,685.3 | 27.29 | -14.61 | 0.56 | 0.71 | 0.59 |
| Chile | 1,207.8 | 1,311.9 | 1,635.9 | 8.62 | 24.70 | 0.10 | 0.10 | 0.13 |
| Colombia | 834.8 | 770.5 | 926.5 | -7.71 | 20.24 | 0.07 | 0.06 | 0.07 |
| Ecuador | 612.7 | 518.5 | 666.1 | -15.37 | 28.46 | 0.05 | 0.04 | 0.05 |
| French Guiana | 3.1 | 7.3 | 3.7 | 134.76 | -49.06 | 0.00 | 0.00 | 0.00 |
| Guyana | 27.3 | 19.6 | 19.3 | -28.23 | -1.78 | 0.00 | 0.00 | 0.00 |
| Paraguay | 105.7 | 118.6 | 107.5 | 12.14 | -9.29 | 0.01 | 0.01 | 0.01 |
| Peru | 813.4 | 983.9 | 1,032.9 | 20.96 | 4.98 | 0.06 | 0.08 | 0.08 |
| Suriname | 48.0 | 46.3 | 40.7 | -3.59 | -12.07 | 0.00 | 0.00 | 0.00 |
| Uruguay | 277.7 | 240.7 | 250.3 | -13.32 | 3.99 | 0.02 | 0.02 | 0.02 |
| Venezuela, Bolivarian Republic of | 561.9 | 325.8 | 256.4 | -42.01 | -21.30 | 0.04 | 0.03 | 0.02 |
| Asia and Near and Middle East | 535,629.6 | 543,530.5 | 549,570.7 | 1.48 | 1.11 | 42.69 | 42.76 | 42.52 |
| Asian Countries (exclude ASEAN Member States) | 499,767.9 | 505,635.1 | 509,492.3 | 1.17 | 0.76 | 39.84 | 39.78 | 39.42 |
| Afghanistan | 256.4 | 290.7 | 223.2 | 13.34 | -23.21 | 0.02 | 0.02 | 0.02 |
| Bangladesh | 5,893.0 | 6,563.9 | 7,514.7 | 11.39 | 14.49 | 0.47 | 0.52 | 0.58 |

| Main Partners | 2012 | 2013 | 2014 | 2012/2013 | 2013/2014 | 2012 | 2013 | 2014 |
|---|----------------------|-----------------|-----------------|-----------------|-----------------|---------------------------------------|-------------|-------------|
| | Value in USD Million | | | Growth Rate (%) | Growth Rate (%) | Percentage Share to ASEAN Exports (%) | | |
| Bhutan | 22.0 | 36.4 | 10.8 | 65.34 | -70.38 | 0.00 | 0.00 | 0.00 |
| China | 141,892.0 | 152,545.5 | 150,406.6 | 7.51 | -1.40 | 11.31 | 12.00 | 11.64 |
| Hong Kong | 80,507.1 | 82,084.8 | 85,275.4 | 1.96 | 3.89 | 6.42 | 6.46 | 6.60 |
| India | 44,055.4 | 41,935.2 | 43,325.8 | -4.81 | 3.32 | 3.51 | 3.30 | 3.35 |
| Japan | 126,507.0 | 122,863.2 | 120,224.1 | -2.88 | -2.15 | 10.08 | 9.67 | 9.30 |
| Kazakhstan | 218.9 | 333.2 | 383.7 | 52.21 | 15.16 | 0.02 | 0.03 | 0.03 |
| Korea, Democratic People's Republic of | 96.9 | 370.8 | 207.8 | 282.49 | -43.97 | 0.01 | 0.03 | 0.02 |
| Korea, Republic of | 55,030.3 | 52,823.0 | 51,624.2 | -4.01 | -2.27 | 4.39 | 4.16 | 3.99 |
| Kyrgyzstan | 12.8 | 11.9 | 15.0 | -7.65 | 26.71 | 0.00 | 0.00 | 0.00 |
| Macao | 157.0 | 196.1 | 196.5 | 24.90 | 0.22 | 0.01 | 0.02 | 0.02 |
| Maldives | 477.8 | 403.7 | 526.0 | -15.51 | 30.30 | 0.04 | 0.03 | 0.04 |
| Mongolia | 131.5 | 156.4 | 114.3 | 18.91 | -26.90 | 0.01 | 0.01 | 0.01 |
| Nepal | 219.4 | 219.5 | 202.4 | 0.04 | -7.79 | 0.02 | 0.02 | 0.02 |
| Pakistan | 5,255.6 | 5,274.3 | 5,667.1 | 0.36 | 7.45 | 0.42 | 0.41 | 0.44 |
| Sri Lanka | 3,252.1 | 3,502.2 | 3,445.4 | 7.69 | -1.62 | 0.26 | 0.28 | 0.27 |
| Taiwan | 35,219.2 | 35,469.4 | 39,472.1 | 0.71 | 11.29 | 2.81 | 2.79 | 3.05 |
| Tajikistan | 7.9 | 10.0 | 9.2 | 26.36 | -7.56 | 0.00 | 0.00 | 0.00 |
| Timor Leste | 417.5 | 358.9 | 460.3 | -14.03 | 28.25 | 0.03 | 0.03 | 0.04 |
| Turkmenistan | 50.3 | 60.7 | 56.7 | 20.65 | -6.55 | 0.00 | 0.00 | 0.00 |
| Uzbekistan | 87.7 | 125.4 | 130.9 | 42.98 | 4.37 | 0.01 | 0.01 | 0.01 |
| Near and Middle Eastern Countries | 35,861.7 | 37,895.4 | 40,078.4 | 5.67 | 5.76 | 2.86 | 2.98 | 3.10 |
| Armenia | 26.0 | 11.2 | 31.6 | -56.79 | 181.83 | 0.00 | 0.00 | 0.00 |
| Azerbaijan | 73.2 | 117.3 | 237.2 | 60.26 | 102.17 | 0.01 | 0.01 | 0.02 |
| Bahrain | 378.8 | 426.5 | 532.8 | 12.60 | 24.91 | 0.03 | 0.03 | 0.04 |
| Georgia | 201.3 | 186.4 | 173.3 | -7.39 | -7.01 | 0.02 | 0.01 | 0.01 |
| Iran | 2,399.4 | 2,006.9 | 1,606.8 | -16.36 | -19.94 | 0.19 | 0.16 | 0.12 |
| Iraq | 1,297.3 | 1,197.1 | 683.7 | -7.72 | -42.89 | 0.10 | 0.09 | 0.05 |
| Israel | 1,102.5 | 1,326.6 | 2,042.3 | 20.33 | 53.94 | 0.09 | 0.10 | 0.16 |
| Jordan | 744.6 | 767.8 | 675.7 | 3.12 | -12.00 | 0.06 | 0.06 | 0.05 |
| Kuwait | 1,046.8 | 1,178.2 | 1,252.4 | 12.55 | 6.29 | 0.08 | 0.09 | 0.10 |
| Lebanon | 485.1 | 442.8 | 420.7 | -8.73 | -4.98 | 0.04 | 0.03 | 0.03 |
| Oman | 1,640.5 | 1,486.9 | 1,345.9 | -9.36 | -9.48 | 0.13 | 0.12 | 0.10 |
| Palestine | 0.5 | 2.9 | 7.0 | 465.32 | 141.44 | 0.00 | 0.00 | 0.00 |
| Qatar | 928.6 | 997.0 | 1,184.2 | 7.37 | 18.77 | 0.07 | 0.08 | 0.09 |
| Saudi Arabia | 7,704.9 | 7,607.2 | 8,356.6 | -1.27 | 9.85 | 0.61 | 0.60 | 0.65 |
| Syria | 342.5 | 143.3 | 199.8 | -58.15 | 39.41 | 0.03 | 0.01 | 0.02 |
| United Arab Emirates | 16,455.1 | 18,840.4 | 20,550.4 | 14.50 | 9.08 | 1.31 | 1.48 | 1.59 |
| Yemen | 1,034.7 | 1,156.7 | 778.1 | 11.79 | -32.73 | 0.08 | 0.09 | 0.06 |
| Oceania and Polar Regions | 59,023.8 | 58,507.9 | 58,981.6 | -0.87 | 0.81 | 4.70 | 4.60 | 4.56 |
| Australia and New Zealand | 51,308.1 | 51,234.8 | 51,758.7 | -0.14 | 1.02 | 4.09 | 4.03 | 4.00 |
| Australia | 45,724.3 | 45,526.1 | 45,344.6 | -0.43 | -0.40 | 3.64 | 3.58 | 3.51 |
| Christmas Island | 7.2 | 4.1 | 2.8 | -43.28 | -30.49 | 0.00 | 0.00 | 0.00 |
| Cocos (Keeling) Islands | 0.0 | 0.0 | 0.2 | 68.09 | 335.04 | 0.00 | 0.00 | 0.00 |
| Cook Islands | 12.5 | 16.1 | 27.2 | 28.20 | 69.38 | 0.00 | 0.00 | 0.00 |
| New Zealand | 5,561.7 | 5,684.1 | 6,381.1 | 2.20 | 12.26 | 0.44 | 0.45 | 0.49 |
| Niue | 0.9 | 1.1 | 0.2 | 19.55 | -83.05 | 0.00 | 0.00 | 0.00 |
| Norfolk Island | 1.0 | 1.5 | 2.4 | 56.93 | 59.34 | 0.00 | 0.00 | 0.00 |
| Tokelau | 0.4 | 1.8 | 0.2 | 305.67 | -89.72 | 0.00 | 0.00 | 0.00 |
| Other Countries of Oceania and Polar Regions | 7,715.7 | 7,273.1 | 7,223.0 | -5.74 | -0.69 | 0.62 | 0.57 | 0.56 |
| American Samoa | 119.3 | 134.0 | 79.5 | 12.39 | -40.72 | 0.01 | 0.01 | 0.01 |
| Bouvet Island | 1.3 | 0.0 | 2 | n.a. | n.a. | 0.00 | 0.00 | 0.00 |
| Fiji | 809.1 | 772.5 | 553.9 | -4.53 | -28.30 | 0.06 | 0.06 | 0.04 |
| French Polynesia | 217.1 | 138.0 | 356.6 | -36.44 | 158.49 | 0.02 | 0.01 | 0.03 |
| French Southern Territories | 0.1 | 0.1 | 4.5 | 75.21 | 3,290.76 | 0.00 | 0.00 | 0.00 |
| Guam | 534.5 | 430.9 | 415.4 | -19.37 | -3.61 | 0.04 | 0.03 | 0.03 |
| Kiribati | 16.5 | 18.3 | 17.0 | 10.89 | -7.42 | 0.00 | 0.00 | 0.00 |
| Marshall Islands | 2,354.0 | 2,802.0 | 3,190.0 | 19.03 | 13.84 | 0.19 | 0.22 | 0.25 |
| Micronesia, Federated States of | 12.7 | 14.1 | 16.5 | 10.94 | 16.68 | 0.00 | 0.00 | 0.00 |
| Nauru | 5.0 | 1.8 | 1.6 | -64.65 | -10.23 | 0.00 | 0.00 | 0.00 |
| New Caledonia | 750.0 | 706.6 | 618.2 | -5.79 | -12.52 | 0.06 | 0.06 | 0.05 |

| Main Partners | 2012 | 2013 | 2014 | 2012/2013 | 2013/2014 | 2012 | 2013 | 2014 |
|--------------------------------------|----------------------|---------|-----------|-----------------|-----------------|---------------------------------------|------|-------|
| | Value in USD Million | | | Growth Rate (%) | Growth Rate (%) | Percentage Share to ASEAN Exports (%) | | |
| Northern Mariana Islands | 19.4 | 15.9 | 19.4 | -18.34 | 22.34 | 0.00 | 0.00 | 0.00 |
| Palau | 18.6 | 13.9 | 8.5 | -25.44 | -39.01 | 0.00 | 0.00 | 0.00 |
| Papua New Guinea | 2,314.2 | 1,790.9 | 1,580.8 | -22.61 | -11.73 | 0.18 | 0.14 | 0.12 |
| Pitcairn | 3.8 | 0.2 | 0.0 | -95.68 | -69.83 | 0.00 | 0.00 | 0.00 |
| Samoa | 110.4 | 89.9 | 48.7 | -18.64 | -45.79 | 0.01 | 0.01 | 0.00 |
| Solomon Islands | 191.6 | 173.6 | 139.2 | -9.39 | -19.78 | 0.02 | 0.01 | 0.01 |
| South Georgia and Sandwich Islands | 0.2 | 0.1 | 0.0 | -60.88 | -59.08 | 0.00 | 0.00 | 0.00 |
| Tonga | 14.9 | 10.2 | 12.4 | -31.30 | 21.69 | 0.00 | 0.00 | 0.00 |
| Tuvalu Islands | 67.3 | 50.8 | 43.5 | -24.56 | -14.40 | 0.01 | 0.00 | 0.00 |
| United States Minor Outlying Islands | 9.4 | 1.3 | 3.3 | -86.27 | 152.95 | 0.00 | 0.00 | 0.00 |
| Vanuatu | 144.6 | 105.6 | 110.5 | -26.97 | 4.60 | 0.01 | 0.01 | 0.01 |
| Wallis and Futuna | 1.7 | 1.9 | 1.6 | 14.08 | -16.48 | 0.00 | 0.00 | 0.00 |
| Miscellaneous - Unspecified | 930,725.7 | 5,107.6 | 962,757.7 | -99.45 | 18,749.47 | 74.19 | 0.40 | 74.49 |

0.0 refers to value less than 0.05

0 refers to zero value

n.a. not applicable

TABLE 2B.2
ASEAN IMPORTS FROM PARTNERS
BY GEOGRAPHICAL AREA

| Main Partners | 2012 | 2013 | 2014 | 2012/2013 | 2013/2014 | 2012 | 2013 | 2014 |
|---------------------------|----------------------|-------------|-------------|-----------------|-----------------|---------------------------------------|-------|-------|
| | Value in USD Million | | | Growth Rate (%) | Growth Rate (%) | Percentage Share to ASEAN Imports (%) | | |
| ASEAN (Intra+Extra) | 1,221,846.8 | 1,240,388.4 | 1,236,216.2 | 1.5 | -0.3 | 100.0 | 100.0 | 100.0 |
| Extra-ASEAN | 943,653.6 | 962,148.2 | 957,651.3 | 2.0 | -0.5 | 77.2 | 77.6 | 77.5 |
| Intra-ASEAN | 278,193.2 | 278,240.2 | 278,564.9 | 0.0 | 0.1 | 22.8 | 22.4 | 22.5 |
| Europe | 152,175.8 | 160,960.7 | 151,574.8 | 5.8 | -5.8 | 12.45 | 12.98 | 12.26 |
| European Union (EU) | 117,707.2 | 121,794.1 | 115,823.6 | 3.5 | -4.9 | 9.63 | 9.82 | 9.37 |
| Austria | 2,404.9 | 2,650.7 | 2,932.2 | 10.2 | 10.6 | 0.20 | 0.21 | 0.24 |
| Belgium | 4,361.4 | 5,974.0 | 4,869.1 | 37.0 | -18.5 | 0.36 | 0.48 | 0.39 |
| Bulgaria | 166.0 | 627.6 | 1,036.3 | 278.1 | 65.1 | 0.01 | 0.05 | 0.08 |
| Croatia | 53.0 | 29.6 | 59.8 | -44.1 | 101.9 | 0.00 | 0.00 | 0.00 |
| Cyprus | 266.2 | 77.3 | 120.6 | -71.0 | 56.0 | 0.02 | 0.01 | 0.01 |
| Czech Republic | 725.5 | 938.1 | 1,013.3 | 29.3 | 8.0 | 0.06 | 0.08 | 0.08 |
| Denmark | 1,777.6 | 1,530.1 | 1,630.0 | -13.9 | 6.5 | 0.15 | 0.12 | 0.13 |
| Estonia | 314.6 | 120.9 | 63.6 | -61.6 | -47.4 | 0.03 | 0.01 | 0.01 |
| Finland | 1,715.4 | 1,798.5 | 1,903.2 | 4.8 | 5.8 | 0.14 | 0.14 | 0.15 |
| France | 21,172.0 | 20,860.4 | 19,330.8 | -1.5 | -7.3 | 1.73 | 1.68 | 1.56 |
| Germany | 32,346.6 | 34,292.6 | 33,534.5 | 6.0 | -2.2 | 2.65 | 2.76 | 2.71 |
| Greece | 771.2 | 478.6 | 532.0 | -37.9 | 11.2 | 0.06 | 0.04 | 0.04 |
| Hungary | 895.1 | 899.8 | 808.7 | 0.5 | -10.1 | 0.07 | 0.07 | 0.07 |
| Ireland | 2,602.6 | 2,670.2 | 2,236.0 | 2.6 | -16.3 | 0.21 | 0.22 | 0.18 |
| Italy | 10,400.9 | 11,584.1 | 11,858.7 | 11.4 | 2.4 | 0.85 | 0.93 | 0.96 |
| Latvia | 191.0 | 185.1 | 49.3 | -3.1 | -73.4 | 0.02 | 0.01 | 0.00 |
| Lithuania | 158.3 | 225.2 | 128.1 | 42.3 | -43.1 | 0.01 | 0.02 | 0.01 |
| Luxembourg | 148.4 | 167.4 | 139.5 | 12.8 | -16.7 | 0.01 | 0.01 | 0.01 |
| Malta | 744.6 | 584.6 | 384.9 | -21.5 | -34.2 | 0.06 | 0.05 | 0.03 |
| Netherlands | 12,566.9 | 10,608.1 | 10,222.0 | -15.6 | -3.6 | 1.03 | 0.86 | 0.83 |
| Poland | 895.4 | 1,088.4 | 1,269.9 | 21.6 | 16.7 | 0.07 | 0.09 | 0.10 |
| Portugal | 307.6 | 394.3 | 405.2 | 28.2 | 2.8 | 0.03 | 0.03 | 0.03 |
| Romania | 304.0 | 288.0 | 334.6 | -5.3 | 16.2 | 0.02 | 0.02 | 0.03 |
| Slovakia | 128.7 | 163.8 | 164.9 | 27.3 | 0.7 | 0.01 | 0.01 | 0.01 |
| Slovenia | 132.5 | 150.4 | 160.0 | 13.5 | 6.4 | 0.01 | 0.01 | 0.01 |
| Spain | 3,094.5 | 3,545.3 | 3,869.5 | 14.6 | 9.1 | 0.25 | 0.29 | 0.31 |
| Sweden | 4,568.6 | 4,166.1 | 3,502.8 | -8.8 | -15.9 | 0.37 | 0.34 | 0.28 |
| United Kingdom | 14,494.1 | 15,694.8 | 13,264.0 | 8.3 | -15.5 | 1.19 | 1.27 | 1.07 |
| Non-EU European Countries | 34,468.6 | 39,166.6 | 35,751.2 | 13.6 | -8.7 | 2.82 | 3.16 | 2.89 |
| Albania | 2.1 | 3.5 | 2.7 | 65.3 | -21.4 | 0.00 | 0.00 | 0.00 |

| Main Partners | 2012 | 2013 | 2014 | 2012/2013 | 2013/2014 | 2012 | 2013 | 2014 |
|---------------------------------------|----------------------|-----------------|-----------------|-----------------|-----------------|---------------------------------------|-------------|-------------|
| | Value in USD Million | | | Growth Rate (%) | Growth Rate (%) | Percentage Share to ASEAN Imports (%) | | |
| Andorra | 24.9 | 1.2 | 21.5 | -95.4 | 1769.3 | 0.00 | 0.00 | 0.00 |
| Belarus | 433.2 | 453.2 | 686.6 | 4.6 | 51.5 | 0.04 | 0.04 | 0.06 |
| Bosnia and Herzegovina | 5.4 | 12.2 | 20.3 | 126.3 | 65.8 | 0.00 | 0.00 | 0.00 |
| Faroe Islands | 8.9 | 4.4 | 4.2 | -50.4 | -5.4 | 0.00 | 0.00 | 0.00 |
| Gibraltar | 0.0 | 0.2 | 0.3 | 323.0 | 95.3 | 0.00 | 0.00 | 0.00 |
| Holy See (Vatican City State) | 0.3 | 0.5 | 1.3 | 83.5 | 162.1 | 0.00 | 0.00 | 0.00 |
| Iceland | 28.0 | 25.8 | 21.5 | -7.9 | -16.6 | 0.00 | 0.00 | 0.00 |
| Liechtenstein | 17.5 | 11.4 | 75.5 | -34.9 | 564.6 | 0.00 | 0.00 | 0.01 |
| Macedonia | 2.2 | 2.2 | 11.7 | -2.5 | 436.5 | 0.00 | 0.00 | 0.00 |
| Moldova, Republic of | 1.9 | 19.5 | 23.1 | 940.4 | 18.1 | 0.00 | 0.00 | 0.00 |
| Monaco | 5.0 | 4.4 | 4.7 | -10.4 | 6.6 | 0.00 | 0.00 | 0.00 |
| Montenegro | 9.4 | 12.9 | 0.7 | 37.3 | -94.9 | 0.00 | 0.00 | 0.00 |
| Norway | 2,254.9 | 2,692.9 | 2,586.9 | 19.4 | -3.9 | 0.18 | 0.22 | 0.21 |
| Russia | 13,282.6 | 14,706.0 | 17,128.1 | 10.7 | 16.5 | 1.09 | 1.19 | 1.39 |
| San Marino | 0.2 | 0.5 | 0.4 | 194.5 | -21.1 | 0.00 | 0.00 | 0.00 |
| Serbia | 89.3 | 58.7 | 55.4 | -34.2 | -5.6 | 0.01 | 0.00 | 0.00 |
| Switzerland | 14,690.3 | 16,922.9 | 11,841.0 | 15.2 | -30.0 | 1.20 | 1.36 | 0.96 |
| Turkey | 1,595.2 | 2,624.3 | 2,205.4 | 64.5 | -16.0 | 0.13 | 0.21 | 0.18 |
| Ukraine | 2,017.5 | 1,609.9 | 1,060.0 | -20.2 | -34.2 | 0.17 | 0.13 | 0.09 |
| Africa | 16,263.6 | 15,726.9 | 17,126.7 | -3.3 | 8.9 | 1.33 | 1.27 | 1.39 |
| North Africa | 3,675.6 | 2,703.0 | 2,629.7 | -26.5 | -2.7 | 0.30 | 0.22 | 0.21 |
| Algeria | 1,087.1 | 945.1 | 1,528.3 | -13.1 | 61.7 | 0.09 | 0.08 | 0.12 |
| Egypt | 737.5 | 537.8 | 526.2 | -27.1 | -2.2 | 0.06 | 0.04 | 0.04 |
| Libya | 1,309.8 | 753.6 | 385.4 | -42.5 | -48.9 | 0.11 | 0.06 | 0.03 |
| Morocco | 463.8 | 392.2 | 107.5 | -15.4 | -72.6 | 0.04 | 0.03 | 0.01 |
| Tunisia | 77.2 | 74.3 | 82.3 | -3.8 | 10.8 | 0.01 | 0.01 | 0.01 |
| Western Sahara | 0.2 | 0.0 | 0.0 | -98.1 | -8.6 | 0.00 | 0.00 | 0.00 |
| Other African Countries | 12,588.0 | 13,023.9 | 14,497.0 | 3.5 | 11.3 | 1.03 | 1.05 | 1.17 |
| Angola | 847.1 | 611.4 | 674.8 | -27.8 | 10.4 | 0.07 | 0.05 | 0.05 |
| Benin | 88.6 | 38.2 | 42.6 | -56.9 | 11.4 | 0.01 | 0.00 | 0.00 |
| Botswana | 21.6 | 83.5 | 465.7 | 286.0 | 457.9 | 0.00 | 0.01 | 0.04 |
| British Indian Ocean Territory | 9.6 | 13.2 | 18.8 | 38.3 | 41.9 | 0.00 | 0.00 | 0.00 |
| Burkina Faso | 95.1 | 136.7 | 119.6 | 43.8 | -12.5 | 0.01 | 0.01 | 0.01 |
| Burundi | 0.4 | 0.1 | 1.1 | -62.6 | 723.9 | 0.00 | 0.00 | 0.00 |
| Cameroon | 184.2 | 184.8 | 316.3 | 0.3 | 71.1 | 0.02 | 0.01 | 0.03 |
| Cape Verde | 2.2 | 0.2 | 1.0 | -93.1 | 540.3 | 0.00 | 0.00 | 0.00 |
| Central African Republic | 15.6 | 15.1 | 16.2 | -3.1 | 7.3 | 0.00 | 0.00 | 0.00 |
| Chad | 33.1 | 40.5 | 24.8 | 22.4 | -38.7 | 0.00 | 0.00 | 0.00 |
| Comoros | 12.5 | 7.6 | 5.7 | -39.6 | -25.2 | 0.00 | 0.00 | 0.00 |
| Congo | 346.5 | 393.5 | 573.2 | 13.6 | 45.7 | 0.03 | 0.03 | 0.05 |
| Congo, The Democratic Republic of The | 6.0 | 36.0 | 138.6 | 500.7 | 285.2 | 0.00 | 0.00 | 0.01 |
| Djibouti | 2.3 | 4.3 | 0.8 | 89.4 | -80.8 | 0.00 | 0.00 | 0.00 |
| Equatorial Guinea | 48.7 | 529.0 | 1,196.2 | 985.7 | 126.1 | 0.00 | 0.04 | 0.10 |
| Eritrea | 1.3 | 0.0 | 0.1 | -98.7 | 233.3 | 0.00 | 0.00 | 0.00 |
| Ethiopia | 30.9 | 54.3 | 46.5 | 75.9 | -14.4 | 0.00 | 0.00 | 0.00 |
| Gabon | 291.6 | 70.1 | 142.8 | -76.0 | 103.7 | 0.02 | 0.01 | 0.01 |
| Gambia | 8.3 | 4.6 | 4.0 | -44.6 | -13.0 | 0.00 | 0.00 | 0.00 |
| Ghana | 517.7 | 358.6 | 623.7 | -30.7 | 73.9 | 0.04 | 0.03 | 0.05 |
| Guinea | 27.5 | 56.9 | 6.5 | 107.0 | -88.5 | 0.00 | 0.00 | 0.00 |
| Guinea-Bissau | 25.2 | 0.2 | 0.3 | -99.3 | 76.1 | 0.00 | 0.00 | 0.00 |
| Ivory Coast/Cote D'Ivoire | 564.8 | 682.7 | 888.6 | 20.9 | 30.2 | 0.05 | 0.06 | 0.07 |
| Kenya | 55.4 | 57.0 | 48.4 | 2.8 | -15.0 | 0.00 | 0.00 | 0.00 |
| Lesotho | 0.4 | 0.2 | 1.5 | -57.4 | 802.8 | 0.00 | 0.00 | 0.00 |
| Liberia | 98.5 | 25.2 | 49.5 | -74.4 | 96.7 | 0.01 | 0.00 | 0.00 |
| Madagascar | 199.7 | 61.8 | 82.9 | -69.0 | 34.0 | 0.02 | 0.00 | 0.01 |
| Malawi | 19.3 | 25.6 | 24.7 | 32.8 | -3.4 | 0.00 | 0.00 | 0.00 |
| Mali | 128.1 | 80.9 | 104.0 | -36.8 | 28.5 | 0.01 | 0.01 | 0.01 |
| Mauritania | 16.9 | 3.9 | 17.8 | -77.2 | 361.3 | 0.00 | 0.00 | 0.00 |
| Mauritius | 45.5 | 36.1 | 23.1 | -20.7 | -35.9 | 0.00 | 0.00 | 0.00 |
| Mozambique | 69.8 | 110.8 | 67.2 | 58.8 | -39.3 | 0.01 | 0.01 | 0.01 |
| Namibia | 29.0 | 23.0 | 36.4 | -20.7 | 58.5 | 0.00 | 0.00 | 0.00 |

| Main Partners | 2012 | 2013 | 2014 | 2012/2013 | 2013/2014 | 2012 | 2013 | 2014 |
|--------------------------------------|----------------------|------------------|------------------|-----------------|-----------------|---------------------------------------|--------------|--------------|
| | Value in USD Million | | | Growth Rate (%) | Growth Rate (%) | Percentage Share to ASEAN Imports (%) | | |
| Niger | 1.3 | 0.5 | 1.5 | -60.5 | 179.5 | 0.00 | 0.00 | 0.00 |
| Nigeria | 3,496.0 | 4,042.2 | 4,775.8 | 15.6 | 18.1 | 0.29 | 0.33 | 0.39 |
| Réunion | 47.7 | 16.5 | 9.6 | -65.4 | -42.1 | 0.00 | 0.00 | 0.00 |
| Rwanda | 65.2 | 68.7 | 94.4 | 5.3 | 37.4 | 0.01 | 0.01 | 0.01 |
| Saint Helena | 0.8 | 0.6 | 0.8 | -33.4 | 52.5 | 0.00 | 0.00 | 0.00 |
| Sao Tome and Principe | 0.1 | 0.1 | 0.3 | -43.5 | 292.0 | 0.00 | 0.00 | 0.00 |
| Senegal | 61.8 | 39.6 | 44.4 | -36.0 | 12.3 | 0.01 | 0.00 | 0.00 |
| Seychelles | 8.8 | 8.5 | 18.8 | -3.7 | 122.6 | 0.00 | 0.00 | 0.00 |
| Sierra Leone | 15.1 | 13.5 | 1.8 | -10.1 | -86.4 | 0.00 | 0.00 | 0.00 |
| Somalia | 0.9 | 0.9 | 0.5 | 3.1 | -50.4 | 0.00 | 0.00 | 0.00 |
| South Africa | 4,402.6 | 4,449.6 | 3,098.7 | 1.1 | -30.4 | 0.36 | 0.36 | 0.25 |
| Sudan | 15.5 | 40.7 | 5.1 | 162.9 | -87.5 | 0.00 | 0.00 | 0.00 |
| Swaziland | 34.8 | 22.1 | 24.0 | -36.7 | 8.9 | 0.00 | 0.00 | 0.00 |
| Tanzania | 155.3 | 209.1 | 223.3 | 34.6 | 6.8 | 0.01 | 0.02 | 0.02 |
| Togo | 60.6 | 62.8 | 70.4 | 3.7 | 12.0 | 0.00 | 0.01 | 0.01 |
| Uganda | 80.2 | 55.4 | 55.5 | -30.9 | 0.3 | 0.01 | 0.00 | 0.00 |
| Zambia | 187.4 | 166.1 | 215.5 | -11.4 | 29.7 | 0.02 | 0.01 | 0.02 |
| Zimbabwe | 110.6 | 81.2 | 88.2 | -26.6 | 8.7 | 0.01 | 0.01 | 0.01 |
| America | 129,589.7 | 133,313.7 | 131,162.8 | 2.9 | -1.6 | 10.61 | 10.75 | 10.61 |
| North America | 97,762.1 | 98,568.3 | 95,743.0 | 0.8 | -2.9 | 8.00 | 7.95 | 7.74 |
| Canada | 5,758.5 | 6,219.0 | 5,685.1 | 8.0 | -8.6 | 0.47 | 0.50 | 0.46 |
| Greenland | 12.1 | 3.7 | 4.1 | -69.7 | 11.0 | 0.00 | 0.00 | 0.00 |
| Saint Pierre and Miquelon | 0 | 0.0 | 0.0 | n.a. | n.a. | 0.00 | 0.00 | 0.00 |
| USA | 91,991.5 | 92,345.7 | 90,053.9 | 0.4 | -2.5 | 7.53 | 7.44 | 7.28 |
| Central America and Caribbean | 8,830.4 | 9,339.3 | 10,135.9 | 5.8 | 8.5 | 0.72 | 0.75 | 0.82 |
| Anguilla | 4.5 | 0.2 | 4.1 | -95.1 | 1750.9 | 0.00 | 0.00 | 0.00 |
| Antigua and Barbuda | 7.5 | 48.1 | 4.8 | 543.2 | -90.0 | 0.00 | 0.00 | 0.00 |
| Aruba | 180.3 | 128.9 | 102.5 | -28.5 | -20.4 | 0.01 | 0.01 | 0.01 |
| Bahamas | 778.5 | 19.1 | 316.1 | -97.5 | 1551.3 | 0.06 | 0.00 | 0.03 |
| Barbados | 7.0 | 4.4 | 3.6 | -37.0 | -19.0 | 0.00 | 0.00 | 0.00 |
| Belize | 13.6 | 9.0 | 21.5 | -33.9 | 138.4 | 0.00 | 0.00 | 0.00 |
| Bermuda | 72.0 | 268.6 | 38.8 | 273.0 | -85.5 | 0.01 | 0.02 | 0.00 |
| Cayman Islands | 26.4 | 419.3 | 13.8 | 1489.3 | -96.7 | 0.00 | 0.03 | 0.00 |
| Costa Rica | 2,067.4 | 2,566.5 | 4,103.7 | 24.1 | 59.9 | 0.17 | 0.21 | 0.33 |
| Cuba | 18.4 | 14.3 | 51.8 | -22.7 | 263.4 | 0.00 | 0.00 | 0.00 |
| Curacao | 1.5 | 1.9 | 3.0 | 31.4 | 52.9 | 0.00 | 0.00 | 0.00 |
| Dominica | 4.4 | 0.6 | 1.0 | -85.5 | 51.3 | 0.00 | 0.00 | 0.00 |
| Dominican Republic | 119.1 | 89.9 | 80.8 | -24.5 | -10.1 | 0.01 | 0.01 | 0.01 |
| El Salvador | 20.5 | 63.6 | 12.6 | 210.6 | -80.2 | 0.00 | 0.01 | 0.00 |
| Grenada | 2.8 | 9.2 | 0.7 | 234.5 | -92.4 | 0.00 | 0.00 | 0.00 |
| Guadeloupe | 1.9 | 0.9 | 0.5 | -51.2 | -45.1 | 0.00 | 0.00 | 0.00 |
| Guatemala | 24.4 | 32.4 | 25.0 | 32.4 | -22.8 | 0.00 | 0.00 | 0.00 |
| Haiti | 41.9 | 9.1 | 9.7 | -78.2 | 6.2 | 0.00 | 0.00 | 0.00 |
| Honduras | 28.0 | 10.6 | 6.9 | -62.2 | -34.4 | 0.00 | 0.00 | 0.00 |
| Jamaica | 9.3 | 9.6 | 10.1 | 2.9 | 5.4 | 0.00 | 0.00 | 0.00 |
| Martinique | 1.7 | 0.6 | 0.0 | -67.9 | -99.5 | 0.00 | 0.00 | 0.00 |
| Mexico | 3,375.8 | 4,285.4 | 4,363.1 | 26.9 | 1.8 | 0.28 | 0.35 | 0.35 |
| Netherlands Antilles | 743.7 | 449.7 | 55.6 | -39.5 | -87.6 | 0.06 | 0.04 | 0.00 |
| Nicaragua | 3.6 | 4.2 | 5.0 | 17.6 | 20.2 | 0.00 | 0.00 | 0.00 |
| Panama | 729.6 | 254.5 | 224.6 | -65.1 | -11.7 | 0.06 | 0.02 | 0.02 |
| Puerto Rico | 324.0 | 400.0 | 297.6 | 23.5 | -25.6 | 0.03 | 0.03 | 0.02 |
| Saint Kitts and Nevis | 0.3 | 0.2 | 0.1 | -33.9 | -29.1 | 0.00 | 0.00 | 0.00 |
| Saint Lucia | 1.3 | 0.7 | 0.4 | -43.3 | -36.9 | 0.00 | 0.00 | 0.00 |
| Saint Vincent | 4.2 | 1.6 | 0.7 | -61.8 | -58.3 | 0.00 | 0.00 | 0.00 |
| Trinidad and Tobago | 146.8 | 209.5 | 348.8 | 42.7 | 66.5 | 0.01 | 0.02 | 0.03 |
| Turks and Caicos Islands | 55.1 | 0.4 | 0.6 | -99.2 | 42.3 | 0.00 | 0.00 | 0.00 |
| Virgin Islands, British | 12.2 | 24.1 | 14.0 | 97.8 | -41.7 | 0.00 | 0.00 | 0.00 |
| Virgin Islands, U.S. | 2.6 | 2.2 | 14.3 | -15.8 | 548.1 | 0.00 | 0.00 | 0.00 |
| South America | 22,997.2 | 25,406.1 | 25,283.9 | 10.5 | -0.5 | 1.88 | 2.05 | 2.05 |
| Argentina | 4,866.0 | 5,875.1 | 5,916.8 | 20.7 | 0.7 | 0.40 | 0.47 | 0.48 |
| Bolivia | 34.9 | 69.7 | 35.0 | 100.1 | -49.8 | 0.00 | 0.01 | 0.00 |

| Main Partners | 2012 | 2013 | 2014 | 2012/2013 | 2013/2014 | 2012 | 2013 | 2014 |
|---|----------------------|------------------|------------------|-----------------|-----------------|---------------------------------------|--------------|--------------|
| | Value in USD Million | | | Growth Rate (%) | Growth Rate (%) | Percentage Share to ASEAN Imports (%) | | |
| Brazil | 9,505.9 | 9,185.2 | 10,773.6 | -3.4 | 17.3 | 0.78 | 0.74 | 0.87 |
| Chile | 1,303.6 | 1,455.6 | 1,245.3 | 11.7 | -14.4 | 0.11 | 0.12 | 0.10 |
| Colombia | 1,538.9 | 1,687.2 | 815.8 | 9.6 | -51.6 | 0.13 | 0.14 | 0.07 |
| Ecuador | 179.1 | 152.8 | 288.2 | -14.7 | 88.6 | 0.01 | 0.01 | 0.02 |
| Falkland Islands (Malvinas) | 0.4 | 2.8 | 0.8 | 558.7 | -70.2 | 0.00 | 0.00 | 0.00 |
| French Guiana | 0.4 | 0.1 | 0.3 | -79.6 | 282.0 | 0.00 | 0.00 | 0.00 |
| Guyana | 14.5 | 5.5 | 4.3 | -61.8 | -21.9 | 0.00 | 0.00 | 0.00 |
| Paraguay | 138.0 | 211.3 | 416.1 | 53.1 | 96.9 | 0.01 | 0.02 | 0.03 |
| Peru | 625.8 | 372.2 | 410.9 | -40.5 | 10.4 | 0.05 | 0.03 | 0.03 |
| Suriname | 11.9 | 3.2 | 2.0 | -73.2 | -36.5 | 0.00 | 0.00 | 0.00 |
| Uruguay | 225.7 | 242.6 | 285.3 | 7.5 | 17.6 | 0.02 | 0.02 | 0.02 |
| Venezuela, Bolivarian Republic of | 4,552.2 | 6,142.9 | 5,089.4 | 34.9 | -17.2 | 0.37 | 0.50 | 0.41 |
| Asia and Near and Middle East | 613,474.3 | 621,090.9 | 623,915.7 | 1.2 | 0.5 | 50.21 | 50.07 | 50.47 |
| Asian Countries (exclude ASEAN Member States) | 495,700.9 | 505,768.5 | 514,230.1 | 2.0 | 1.7 | 40.57 | 40.78 | 41.60 |
| Afghanistan | 3.2 | 2.5 | 0.9 | -20.5 | -62.8 | 0.00 | 0.00 | 0.00 |
| Bangladesh | 460.7 | 429.2 | 460.6 | -6.8 | 7.3 | 0.04 | 0.03 | 0.04 |
| Bhutan | 0.4 | 0.4 | 0.6 | -13.9 | 68.1 | 0.00 | 0.00 | 0.00 |
| China | 177,592.8 | 197,962.8 | 216,119.4 | 11.5 | 9.2 | 14.53 | 15.96 | 17.48 |
| Hong Kong | 14,235.3 | 13,135.9 | 14,096.9 | -7.7 | 7.3 | 1.17 | 1.06 | 1.14 |
| India | 27,760.3 | 25,926.7 | 24,382.0 | -6.6 | -6.0 | 2.27 | 2.09 | 1.97 |
| Japan | 136,376.8 | 117,903.9 | 108,817.7 | -13.5 | -7.7 | 11.16 | 9.51 | 8.80 |
| Kazakhstan | 117.3 | 82.2 | 56.5 | -29.9 | -31.3 | 0.01 | 0.01 | 0.00 |
| Korea, Democratic People's Republic of | 85.7 | 29.6 | 23.1 | -65.4 | -22.1 | 0.01 | 0.00 | 0.00 |
| Korea, Republic of | 75,999.8 | 82,139.6 | 79,814.8 | 8.1 | -2.8 | 6.22 | 6.62 | 6.46 |
| Kyrgyzstan | 5.2 | 4.2 | 1.2 | -19.0 | -71.2 | 0.00 | 0.00 | 0.00 |
| Macao | 44.3 | 68.7 | 90.9 | 55.0 | 32.3 | 0.00 | 0.01 | 0.01 |
| Maldives | 38.8 | 74.0 | 41.4 | 90.9 | -44.0 | 0.00 | 0.01 | 0.00 |
| Mongolia | 2.3 | 6.1 | 24.8 | 169.9 | 302.7 | 0.00 | 0.00 | 0.00 |
| Nepal | 8.0 | 6.2 | 7.3 | -22.2 | 18.0 | 0.00 | 0.00 | 0.00 |
| Pakistan | 1,050.0 | 864.2 | 1,031.2 | -17.7 | 19.3 | 0.09 | 0.07 | 0.08 |
| Sri Lanka | 402.6 | 389.7 | 383.6 | -3.2 | -1.6 | 0.03 | 0.03 | 0.03 |
| Taiwan | 61,032.7 | 66,220.0 | 68,841.4 | 8.5 | 4.0 | 5.00 | 5.34 | 5.57 |
| Tajikistan | 21.0 | 0.3 | 0.1 | -98.4 | -74.4 | 0.00 | 0.00 | 0.00 |
| Timor Leste | 428.7 | 345.3 | 3.1 | -19.5 | -99.1 | 0.04 | 0.03 | 0.00 |
| Turkmenistan | 7.8 | 4.7 | 2.5 | -39.2 | -48.0 | 0.00 | 0.00 | 0.00 |
| Uzbekistan | 27.3 | 172.2 | 30.3 | 530.6 | -82.4 | 0.00 | 0.01 | 0.00 |
| Near and Middle Eastern Countries | 117,773.4 | 115,322.4 | 109,685.5 | -2.1 | -4.9 | 9.64 | 9.30 | 8.87 |
| Armenia | 5.1 | 3.5 | 12.1 | -32.9 | 250.3 | 0.00 | 0.00 | 0.00 |
| Azerbaijan | 2,558.8 | 3,794.1 | 3,926.3 | 48.3 | 3.5 | 0.21 | 0.31 | 0.32 |
| Bahrain | 1,012.9 | 1,253.2 | 822.3 | 23.7 | -34.4 | 0.08 | 0.10 | 0.07 |
| Georgia | 126.7 | 50.7 | 22.9 | -60.0 | -54.9 | 0.01 | 0.00 | 0.00 |
| Iran | 3,452.4 | 241.3 | 171.1 | -93.0 | -29.1 | 0.28 | 0.02 | 0.01 |
| Iraq | 1,364.2 | 3,158.7 | 2,549.3 | 131.5 | -19.3 | 0.11 | 0.25 | 0.21 |
| Israel | 1,475.5 | 1,877.6 | 1,996.1 | 27.2 | 6.3 | 0.12 | 0.15 | 0.16 |
| Jordan | 467.9 | 510.2 | 302.1 | 9.0 | -40.8 | 0.04 | 0.04 | 0.02 |
| Kuwait | 9,400.8 | 7,316.7 | 7,918.4 | -22.2 | 8.2 | 0.77 | 0.59 | 0.64 |
| Lebanon | 19.7 | 19.1 | 22.6 | -2.8 | 18.0 | 0.00 | 0.00 | 0.00 |
| Oman | 5,284.5 | 4,522.0 | 2,671.1 | -14.4 | -40.9 | 0.43 | 0.36 | 0.22 |
| Palestine | 0.0 | 0.1 | 0.3 | 263.7 | 183.3 | 0.00 | 0.00 | 0.00 |
| Qatar | 14,150.3 | 15,745.6 | 14,955.2 | 11.3 | -5.0 | 1.16 | 1.27 | 1.21 |
| Saudi Arabia | 37,507.0 | 33,258.6 | 36,528.2 | -11.3 | 9.8 | 3.07 | 2.68 | 2.95 |
| Syria | 5.9 | 3.4 | 2.6 | -42.2 | -22.9 | 0.00 | 0.00 | 0.00 |
| United Arab Emirates | 39,411.3 | 41,678.4 | 36,115.4 | 5.8 | -13.3 | 3.23 | 3.36 | 2.92 |
| Yemen | 1,530.3 | 1,889.1 | 1,669.5 | 23.4 | -11.6 | 0.13 | 0.15 | 0.14 |
| Oceania and Polar Regions | 29,012.2 | 27,726.4 | 30,257.6 | -4.4 | 9.1 | 2.37 | 2.24 | 2.45 |
| Australia and New Zealand | 27,468.6 | 26,666.3 | 29,389.1 | -2.9 | 10.2 | 2.25 | 2.15 | 2.38 |
| Australia | 23,774.8 | 22,531.4 | 25,028.5 | -5.2 | 11.1 | 1.95 | 1.82 | 2.02 |
| Christmas Island | 26.2 | 25.1 | 22.9 | -4.4 | -8.9 | 0.00 | 0.00 | 0.00 |
| Cocos (Keeling) Islands | 0.0 | 0.2 | 0.1 | 504.3 | -59.2 | 0.00 | 0.00 | 0.00 |
| Cook Islands | 1.0 | 3.3 | 2.6 | 227.3 | -20.6 | 0.00 | 0.00 | 0.00 |
| Heard and McDonald Islands | 0.0 | 0.7 | 0.3 | 2866.5 | -52.5 | 0.00 | 0.00 | 0.00 |
| New Zealand | 3,663.1 | 4,101.3 | 4,326.5 | 12.0 | 5.5 | 0.30 | 0.33 | 0.35 |
| Niue | 0.0 | 0.0 | 0.0 | 308.6 | 24.1 | 0.00 | 0.00 | 0.00 |

| Main Partners | 2012 | 2013 | 2014 | 2012/2013 | 2013/2014 | 2012 | 2013 | 2014 |
|--|----------------------|---------|-----------|-----------------|-----------------|---------------------------------------|------|-------|
| | Value in USD Million | | | Growth Rate (%) | Growth Rate (%) | Percentage Share to ASEAN Imports (%) | | |
| Norfolk Island | 1.4 | 2.9 | 2.9 | 99.6 | 1.2 | 0.00 | 0.00 | 0.00 |
| Tokelau | 1.9 | 1.3 | 5.1 | -30.2 | 282.8 | 0.00 | 0.00 | 0.00 |
| Other Countries of Oceania and Polar Regions | 1,543.6 | 1,060.1 | 868.6 | -31.3 | -18.1 | 0.13 | 0.09 | 0.07 |
| American Samoa | 61.1 | 6.8 | 13.1 | -88.9 | 91.6 | 0.01 | 0.00 | 0.00 |
| Antarctica | 0.8 | 0.1 | 0.3 | -93.2 | 425.1 | 0.00 | 0.00 | 0.00 |
| Bouvet Island | 0.0 | 0.0 | 0.0 | -65.9 | -16.5 | 0.00 | 0.00 | 0.00 |
| Fiji | 24.8 | 17.4 | 21.1 | -30.0 | 21.8 | 0.00 | 0.00 | 0.00 |
| French Polynesia | 20.4 | 10.4 | 4.1 | -49.1 | -60.5 | 0.00 | 0.00 | 0.00 |
| French Southern Territories | 0 | 0.1 | 0.4 | n.a. | n.a. | 0.00 | 0.00 | 0.00 |
| Guam | 3.7 | 4.4 | 2.2 | 19.5 | -49.2 | 0.00 | 0.00 | 0.00 |
| Kiribati | 38.9 | 57.8 | 40.9 | 48.7 | -29.2 | 0.00 | 0.00 | 0.00 |
| Marshall Islands | 536.1 | 82.0 | 254.8 | -84.7 | 210.9 | 0.04 | 0.01 | 0.02 |
| Micronesia, Federated States of | 47.5 | 18.9 | 15.5 | -60.1 | -17.8 | 0.00 | 0.00 | 0.00 |
| Nauru | 0.1 | 0.9 | 0.3 | 593.7 | -70.6 | 0.00 | 0.00 | 0.00 |
| New Caledonia | 15.6 | 12.6 | 20.8 | -19.1 | 64.9 | 0.00 | 0.00 | 0.00 |
| Northern Mariana Islands | 0.2 | 0.1 | 0.1 | -40.6 | -37.8 | 0.00 | 0.00 | 0.00 |
| Palau | 0.1 | 0.0 | 0.1 | -87.6 | 625.0 | 0.00 | 0.00 | 0.00 |
| Papua New Guinea | 538.5 | 585.2 | 380.2 | 8.7 | -35.0 | 0.04 | 0.05 | 0.03 |
| Pitcairn | 3.8 | 0.3 | 0.3 | -91.6 | -15.3 | 0.00 | 0.00 | 0.00 |
| Samoa | 5.2 | 1.4 | 3.0 | -73.4 | 116.9 | 0.00 | 0.00 | 0.00 |
| Solomon Islands | 54.0 | 46.1 | 33.4 | -14.5 | -27.5 | 0.00 | 0.00 | 0.00 |
| Tonga | 0.2 | 0.1 | 0.1 | -43.4 | -37.2 | 0.00 | 0.00 | 0.00 |
| Totolu Islands | 14.4 | 18.6 | 2.0 | 29.2 | -89.4 | 0.00 | 0.00 | 0.00 |
| United States Minor Outlying Islands | 1.6 | 0.7 | 0.3 | -53.1 | -58.0 | 0.00 | 0.00 | 0.00 |
| Vanuatu | 176.4 | 196.1 | 75.4 | 11.2 | -61.5 | 0.01 | 0.02 | 0.01 |
| Miscellaneous - Unspecified | 943,653.6 | 3,329.6 | 957,651.3 | -99.6 | 28662.1 | 77.23 | 0.27 | 77.47 |

0.0 refers to value less than 0.05
0 refers to zero value
n.a. not applicable

TABLE 2B.3
ASEAN TRADE BALANCE BY PARTNERS
BY GEOGRAPHICAL AREA

| Main Partners | 2012 | 2013 | 2014 | 2012/2013 | 2013/2014 |
|---------------------|----------------------|---------|--------|-----------------|-----------------|
| | Value in USD Million | | | Growth Rate (%) | Growth Rate (%) |
| ASEAN (Intra+Extra) | 32,734 | 30,740 | 56,184 | -6.09 | 82.77 |
| Extra-ASEAN | -12,928 | -21,338 | 5,106 | 65.05 | -123.93 |
| Intra-ASEAN | 45,662 | 52,078 | 51,077 | 14.05 | -1.92 |
| Europe | -6,319 | -18,311 | -679 | 189.78 | -96.29 |
| European Union (EU) | 7,184 | 2,640 | 16,660 | -63.25 | 531.07 |
| Austria | -750 | -18 | -67 | -97.58 | 271.45 |
| Belgium | 5,267 | 3,931 | 6,236 | -25.36 | 58.62 |
| Bulgaria | 20 | -392 | -755 | -2046.52 | 92.68 |
| Croatia | 138 | 90 | 67 | -34.79 | -25.94 |
| Cyprus | 438 | 561 | 504 | 28.03 | -10.13 |
| Czech Republic | 1,097 | 881 | 1,021 | -19.68 | 15.87 |
| Denmark | -279 | -84 | -106 | -69.88 | 26.32 |
| Estonia | -117 | 110 | 192 | -193.55 | 75.02 |
| Finland | -464 | -807 | -967 | 74.11 | 19.81 |
| France | -7,755 | -9,468 | -8,777 | 22.10 | -7.30 |
| Germany | -8,008 | -8,730 | -6,797 | 9.01 | -22.14 |
| Greece | 971 | 1,219 | 1,373 | 25.55 | 12.57 |
| Hungary | 433 | 387 | 601 | -10.45 | 55.21 |
| Ireland | -1,500 | -1,344 | -971 | -10.43 | -27.72 |
| Italy | -2,421 | -3,558 | -3,032 | 47.01 | -14.79 |
| Latvia | 59 | 85 | 230 | 45.24 | 170.11 |
| Lithuania | 99 | -44 | 75 | -144.58 | -269.58 |
| Luxembourg | 13 | 21 | 487 | 55.86 | 2218.81 |

| Main Partners | 2012 | 2013 | 2014 | 2012/2013 | 2013/2014 |
|---------------------------------------|----------------------|----------------|----------------|-----------------|-----------------|
| | Value in USD Million | | | Growth Rate (%) | Growth Rate (%) |
| Malta | 511 | 681 | 1,221 | 33.33 | 79.29 |
| Netherlands | 13,538 | 15,987 | 18,735 | 18.10 | 17.19 |
| Poland | 971 | 903 | 933 | -7.01 | 3.24 |
| Portugal | 277 | 329 | 423 | 18.65 | 28.62 |
| Romania | 183 | 201 | 205 | 10.32 | 1.81 |
| Slovakia | 472 | 551 | 556 | 16.63 | 0.83 |
| Slovenia | 71 | 146 | 225 | 107.33 | 53.35 |
| Spain | 2,744 | 2,411 | 2,782 | -12.12 | 15.38 |
| Sweden | -2,405 | -1,810 | -1,097 | -24.74 | -39.37 |
| United Kingdom | 3,580 | 398 | 3,365 | -88.89 | 745.78 |
| Non-EU European Countries | -13,503 | -20,951 | -17,339 | 55.15 | -17.24 |
| Albania | 18 | 24 | 18 | 29.92 | -24.75 |
| Andorra | -22 | 6 | -19 | -125.77 | -436.39 |
| Belarus | -349 | -399 | -645 | 14.33 | 61.54 |
| Bosnia and Herzegovina | 3 | -2 | -10 | -167.44 | 334.18 |
| Faroe Islands | -8 | -4 | -3 | -44.94 | -23.29 |
| Gibraltar | 54 | 123 | 104 | 126.67 | -15.81 |
| Holy See (Vatican City State) | 0 | 0 | 0 | -116.13 | -257.36 |
| Iceland | -16 | -15 | -9 | -6.73 | -41.89 |
| Liechtenstein | 155 | 122 | 97 | -21.76 | -20.02 |
| Macedonia | 19 | 7 | -1 | -63.71 | -111.44 |
| Moldova, Republic of | 6 | -14 | -17 | -332.91 | 24.45 |
| Monaco | 2 | 0 | 0 | -117.01 | -111.10 |
| Montenegro | 6 | -6 | 9 | -209.08 | -242.27 |
| Norway | -805 | -862 | -940 | 7.01 | 9.10 |
| Russia | -8,407 | -9,463 | -11,713 | 12.55 | 23.79 |
| Serbia | 112 | -28 | -31 | -125.32 | 9.66 |
| Svalbard | 0 | 0 | 0 | -103.93 | 20553.13 |
| Switzerland | -6,816 | -13,008 | -7,257 | 90.85 | -44.21 |
| Turkey | 3,151 | 2,692 | 3,215 | -14.57 | 19.44 |
| Ukraine | -609 | -121 | -137 | -80.06 | 13.16 |
| Africa | 15,343 | 15,757 | 15,650 | 2.69 | -0.68 |
| North Africa | 2,213 | 3,239 | 3,459 | 46.39 | 6.80 |
| Algeria | -333 | -3 | -624 | -99.00 | 18666.12 |
| Egypt | 2,995 | 3,055 | 3,412 | 2.03 | 11.66 |
| Libya | -810 | -220 | 175 | -72.83 | -179.55 |
| Morocco | 86 | 146 | 204 | 70.80 | 39.14 |
| Tunisia | 276 | 260 | 293 | -5.56 | 12.44 |
| Other African Countries | 13,131 | 12,518 | 12,190 | -4.67 | -2.62 |
| Angola | 188 | 637 | 1,249 | 239.15 | 96.02 |
| Benin | 557 | 1,069 | 1,193 | 91.72 | 11.61 |
| Botswana | -12 | -70 | -444 | 500.62 | 535.20 |
| British Indian Ocean Territory | 81 | -2 | -12 | -102.53 | 486.83 |
| Burkina Faso | -72 | -104 | -98 | 44.62 | -5.59 |
| Burundi | 33 | 1 | 2 | -95.53 | 23.23 |
| Cameroon | 205 | 222 | 126 | 8.26 | -43.29 |
| Cape Verde | 8 | 14 | 19 | 73.02 | 36.07 |
| Central African Republic | -12 | 47 | -7 | -481.64 | -115.38 |
| Chad | -30 | -38 | -15 | 28.86 | -60.78 |
| Comoros | 12 | 2 | 5 | -83.99 | 160.49 |
| Congo | -83 | -123 | -323 | 48.11 | 161.56 |
| Congo, The Democratic Republic of The | 55 | 41 | -76 | -26.18 | -285.69 |
| Djibouti | 390 | 462 | 438 | 18.67 | -5.34 |
| Equatorial Guinea | -6 | -174 | -1,146 | 2997.38 | 559.39 |
| Eritrea | 23 | 23 | 25 | 2.08 | 6.27 |
| Ethiopia | 171 | 130 | 134 | -24.03 | 2.87 |
| Gabon | -167 | 129 | 21 | -177.24 | -83.53 |
| Gambia | 85 | 83 | 107 | -1.94 | 28.24 |
| Ghana | 1,313 | 710 | 331 | -45.90 | -53.36 |
| Guinea | 122 | 54 | 157 | -55.47 | 188.43 |
| Guinea-Bissau | -16 | 10 | 11 | -163.93 | 11.03 |
| Ivory Coast/Cote D'Ivoire | 165 | 7 | -203 | -95.90 | -3095.51 |

| Main Partners | 2012 | 2013 | 2014 | 2012/2013 | 2013/2014 |
|--------------------------------------|----------------------|---------------|---------------|-----------------|-----------------|
| | Value in USD Million | | | Growth Rate (%) | Growth Rate (%) |
| Kenya | 706 | 991 | 1,259 | 40.49 | 27.04 |
| Lesotho | 14 | 2 | 1 | -86.01 | -73.28 |
| Liberia | 4,169 | 3,961 | 4,098 | -5.00 | 3.47 |
| Madagascar | 61 | 141 | 134 | 131.87 | -4.75 |
| Malawi | 13 | 4 | 7 | -64.47 | 56.65 |
| Mali | -103 | -32 | -87 | -69.08 | 170.98 |
| Mauritania | 165 | 157 | 163 | -4.51 | 3.63 |
| Mauritius | 386 | 297 | 313 | -23.00 | 5.42 |
| Mayotte | 18 | 19 | 14 | 10.21 | -28.21 |
| Mozambique | 516 | 556 | 608 | 7.84 | 9.23 |
| Namibia | 33 | 29 | 107 | -12.75 | 274.52 |
| Niger | 54 | 74 | 75 | 36.50 | 2.12 |
| Nigeria | -1,369 | -2,211 | -2,241 | 61.53 | 1.32 |
| Réunion | 624 | 642 | 631 | 2.97 | -1.76 |
| Rwanda | -58 | -60 | -81 | 5.15 | 34.41 |
| Saint Helena | -1 | 0 | -1 | -57.01 | 189.48 |
| Sao Tome and Principe | 4 | 1 | 2 | -70.39 | 94.96 |
| Senegal | 220 | 280 | 378 | 27.21 | 34.71 |
| Seychelles | 65 | 48 | 36 | -25.09 | -24.83 |
| Sierra Leone | 81 | 62 | 78 | -23.72 | 25.75 |
| Somalia | 36 | 77 | 130 | 115.46 | 69.48 |
| South Africa | 3,430 | 3,099 | 3,802 | -9.65 | 22.69 |
| Sudan | 449 | 353 | 294 | -21.28 | -16.64 |
| Swaziland | -24 | 1 | -7 | -105.45 | -631.24 |
| Tanzania | 467 | 482 | 600 | 3.09 | 24.48 |
| Togo | 414 | 597 | 638 | 44.17 | 6.91 |
| Uganda | -26 | 10 | 3 | -138.66 | -74.01 |
| Zambia | -155 | -137 | -189 | -11.45 | 37.73 |
| Zimbabwe | -69 | -56 | -68 | -17.94 | 20.67 |
| America | 22,619 | 26,217 | 35,473 | 15.90 | 35.31 |
| North America | 16,851 | 23,189 | 34,102 | 37.61 | 47.06 |
| Canada | 818 | 1,028 | 1,785 | 25.67 | 73.55 |
| Greenland | -12 | -4 | -4 | -69.18 | 3.26 |
| USA | 16,044 | 22,164 | 32,321 | 38.14 | 45.83 |
| Central America and Caribbean | 15,204 | 13,010 | 12,210 | -14.43 | -6.15 |
| Anguilla | -4 | 0 | -3 | -112.20 | -877.03 |
| Antigua and Barbuda | 456 | 311 | 311 | -31.78 | 0.03 |
| Aruba | -173 | -123 | -96 | -29.06 | -22.34 |
| Bahamas | 290 | 1,017 | 738 | 250.94 | -27.46 |
| Barbados | 26 | 17 | 21 | -32.26 | 23.39 |
| Belize | 103 | 10 | -1 | -89.80 | -109.17 |
| Bermuda | 234 | 86 | 288 | -63.23 | 234.90 |
| Cayman Islands | 85 | -309 | 115 | -463.70 | -137.04 |
| Costa Rica | -1,785 | -2,293 | -3,822 | 28.48 | 66.68 |
| Cuba | 8 | 20 | -30 | 148.67 | -249.67 |
| Curacao | 0 | 0 | 4 | -180.96 | -1408.67 |
| Dominica | 36 | 13 | 13 | -63.86 | -0.28 |
| Dominican Republic | 62 | 74 | 144 | 18.39 | 95.52 |
| El Salvador | 73 | 34 | 75 | -53.24 | 119.84 |
| Grenada | 0 | 1 | 13 | 751.81 | 1804.41 |
| Guadeloupe | 31 | 11 | 13 | -65.39 | 19.93 |
| Guatemala | 186 | 168 | 192 | -9.79 | 14.43 |
| Haiti | 75 | 123 | 120 | 63.17 | -2.00 |
| Honduras | 143 | 118 | 115 | -17.84 | -1.95 |
| Jamaica | 72 | 65 | 66 | -9.73 | 1.50 |
| Martinique | 12 | 10 | 12 | -13.10 | 18.68 |
| Mexico | 2,586 | 1,686 | 2,584 | -34.82 | 53.25 |
| Netherlands Antilles | -680 | -329 | 234 | -51.70 | -171.27 |
| Nicaragua | 97 | 97 | 89 | -0.66 | -7.63 |
| Panama | 12,331 | 11,855 | 9,780 | -3.86 | -17.50 |
| Puerto Rico | 816 | 270 | 1,298 | -66.86 | 379.91 |
| Saint Kitts and Nevis | 10 | 4 | 9 | -59.74 | 123.78 |

| Main Partners | 2012 | 2013 | 2014 | 2012/2013 | 2013/2014 |
|--|----------------------|----------------|----------------|-----------------|-----------------|
| | Value in USD Million | | | Growth Rate (%) | Growth Rate (%) |
| Saint Lucia | 5 | 5 | 5 | -8.94 | 4.74 |
| Saint Vincent | 144 | 103 | 95 | -28.54 | -7.94 |
| Trinidad and Tobago | 19 | -25 | -158 | -231.69 | 540.78 |
| Turks and Caicos Islands | -53 | 5 | 3 | -110.05 | -34.03 |
| Virgin Islands, British | -1 | -16 | -6 | 1509.55 | -65.48 |
| Virgin Islands, U.S. | -1 | 2 | -13 | -230.55 | -944.27 |
| South America | -9,435 | -9,982 | -10,839 | 5.79 | 8.59 |
| Argentina | -2,917 | -3,861 | -4,216 | 32.36 | 9.18 |
| Bolivia | 15 | -3 | 84 | -121.46 | -2736.03 |
| Brazil | -2,435 | -185 | -3,088 | -92.42 | 1573.04 |
| Chile | -96 | -144 | 391 | 49.97 | -371.89 |
| Colombia | -704 | -917 | 111 | 30.20 | -112.08 |
| Ecuador | 434 | 366 | 378 | -15.67 | 3.33 |
| Falkland Islands (Malvinas) | 0 | -3 | -1 | 568.41 | -72.40 |
| French Guiana | 3 | 7 | 3 | 168.92 | -53.07 |
| Guyana | 13 | 14 | 15 | 9.54 | 6.10 |
| Paraguay | -32 | -93 | -309 | 187.05 | 232.78 |
| Peru | 188 | 612 | 622 | 226.00 | 1.68 |
| Suriname | 36 | 43 | 39 | 19.34 | -10.26 |
| Uruguay | 52 | -2 | -35 | -103.63 | 1756.22 |
| Venezuela, Bolivarian Republic of | -3,990 | -5,817 | -4,833 | 45.78 | -16.92 |
| Asia and Near and Middle East | -77,845 | -77,560 | -74,345 | -0.37 | -4.15 |
| Asian Countries (exclude ASEAN Member States) | 4,067 | -133 | -4,738 | -103.28 | 3451.13 |
| Afghanistan | 253 | 288 | 222 | 13.76 | -22.86 |
| Bangladesh | 5,432 | 6,135 | 7,054 | 12.93 | 14.99 |
| Bhutan | 22 | 36 | 10 | 66.96 | -71.84 |
| China | -35,701 | -45,417 | -65,713 | 27.22 | 44.69 |
| Hong Kong | 66,272 | 68,949 | 71,179 | 4.04 | 3.23 |
| India | 16,295 | 16,009 | 18,944 | -1.76 | 18.34 |
| Japan | -9,870 | 4,959 | 11,406 | -150.25 | 130.00 |
| Kazakhstan | 102 | 251 | 327 | 146.89 | 30.40 |
| Korea, Democratic People's Republic of | 11 | 341 | 185 | 2928.49 | -45.87 |
| Korea, Republic of | -20,970 | -29,317 | -28,191 | 39.81 | -3.84 |
| Kyrgyzstan | 8 | 8 | 14 | 0.12 | 80.67 |
| Macao | 113 | 127 | 106 | 13.06 | -17.09 |
| Maldives | 439 | 330 | 485 | -24.91 | 46.99 |
| Mongolia | 129 | 150 | 90 | 16.25 | -40.39 |
| Nepal | 211 | 213 | 195 | 0.88 | -8.54 |
| Pakistan | 4,206 | 4,410 | 4,636 | 4.86 | 5.12 |
| Sri Lanka | 2,850 | 3,112 | 3,062 | 9.23 | -1.63 |
| Taiwan | -25,814 | -30,751 | -29,369 | 19.13 | -4.49 |
| Tajikistan | -13 | 10 | 9 | -173.27 | -5.28 |
| Timor Leste | -11 | 14 | 457 | -221.43 | 3248.96 |
| Turkmenistan | 43 | 56 | 54 | 31.55 | -3.07 |
| Uzbekistan | 60 | -47 | 101 | -177.42 | -315.11 |
| Near and Middle Eastern Countries | -81,912 | -77,427 | -69,607 | -5.47 | -10.10 |
| Armenia | 21 | 8 | 20 | -62.70 | 151.41 |
| Azerbaijan | -2,486 | -3,677 | -3,689 | 47.93 | 0.34 |
| Bahrain | -634 | -827 | -290 | 30.37 | -64.98 |
| Georgia | 75 | 136 | 150 | 82.03 | 10.91 |
| Iran | -1,053 | 1,766 | 1,436 | -267.68 | -18.69 |
| Iraq | -67 | -1,962 | -1,866 | 2830.85 | -4.89 |
| Israel | -373 | -551 | 46 | 47.69 | -108.38 |
| Jordan | 277 | 258 | 374 | -6.88 | 45.00 |
| Kuwait | -8,354 | -6,139 | -6,666 | -26.52 | 8.59 |
| Lebanon | 465 | 424 | 398 | -8.98 | -6.02 |
| Oman | -3,644 | -3,035 | -1,325 | -16.71 | -56.34 |
| Palestine | 0 | 3 | 7 | 476.98 | 139.92 |
| Qatar | -13,222 | -14,749 | -13,771 | 11.55 | -6.63 |
| Saudi Arabia | -29,802 | -25,651 | -28,172 | -13.93 | 9.83 |
| Syria | 337 | 140 | 197 | -58.44 | 40.93 |

| Main Partners | 2012 | 2013 | 2014 | 2012/2013 | 2013/2014 |
|--|----------------------|---------|---------|-----------------|-----------------|
| | Value in USD Million | | | Growth Rate (%) | Growth Rate (%) |
| United Arab Emirates | -22,956 | -22,838 | -15,565 | -0.51 | -31.85 |
| Yemen | -496 | -732 | -891 | 47.78 | 21.70 |
| Oceania and Polar Regions | 30,012 | 30,781 | 28,724 | 2.57 | -6.68 |
| Australia and New Zealand | 23,839 | 24,569 | 22,370 | 3.06 | -8.95 |
| Australia | 21,949 | 22,995 | 20,316 | 4.76 | -11.65 |
| Christmas Island | -19 | -21 | -20 | 10.43 | -4.65 |
| Cook Islands | 12 | 13 | 25 | 10.60 | 92.93 |
| New Zealand | 1,899 | 1,583 | 2,055 | -16.63 | 29.80 |
| Niue | 1 | 1 | 0 | 17.91 | -85.15 |
| Norfolk Island | 0 | -1 | -1 | 183.23 | -62.08 |
| Tokelau | -1 | 0 | -5 | -127.34 | -1315.96 |
| Other Countries of Oceania and Polar Regions | 6,172 | 6,213 | 6,354 | 0.66 | 2.28 |
| American Samoa | 58 | 127 | 66 | 118.79 | -47.80 |
| Antarctica | -1 | 0 | 0 | -155.78 | -157.34 |
| Bouvet Island | 1 | 0 | 2 | -100.06 | -269694.23 |
| Fiji | 784 | 755 | 533 | -3.72 | -29.45 |
| French Polynesia | 197 | 128 | 352 | -35.12 | 176.30 |
| French Southern Territories | 0 | 0 | 4 | -14.64 | 6269.90 |
| Guam | 531 | 427 | 413 | -19.64 | -3.14 |
| Kiribati | -22 | -39 | -24 | 76.59 | -39.33 |
| Marshall Islands | 1,818 | 2,720 | 2,935 | 49.63 | 7.91 |
| Micronesia, Federated States of | -35 | -5 | 1 | -86.11 | -118.70 |
| Nauru | 5 | 1 | 1 | -82.26 | 52.90 |
| New Caledonia | 734 | 694 | 597 | -5.51 | -13.92 |
| Northern Mariana Islands | 19 | 16 | 19 | -18.11 | 22.80 |
| Palau | 18 | 14 | 8 | -25.01 | -39.76 |
| Papua New Guinea | 1,776 | 1,206 | 1,201 | -32.10 | -0.43 |
| Samoa | 105 | 88 | 46 | -15.92 | -48.34 |
| Solomon Islands | 138 | 127 | 106 | -7.38 | -16.97 |
| Tonga | 15 | 10 | 12 | -31.12 | 22.42 |
| Tovalu Islands | 53 | 32 | 42 | -39.15 | 28.86 |
| United States Minor Outlying Islands | 8 | 1 | 3 | -92.99 | 438.94 |
| Vanuatu | -32 | -91 | 35 | 185.03 | -138.71 |
| Wallis and Futuna | 1 | 2 | 1 | 26.95 | -21.77 |
| Miscellaneous - Unspecified | -12,928 | 1,778 | 5,106 | -113.75 | 187.19 |

TABLE 2C.1
ASEAN TRADE WITH TOP 5 MAIN PARTNERS
BY PRODUCTS AT ONE-DIGIT SITC CODE
(Partners sorted on the basis of 2014 total trade values)

| Partners | Code and label, SITC rev. 4, 1-digit level | Exports | | Imports | | Balance | |
|------------------------------|---|----------------------|------------------|------------------|----------------|----------------|---------|
| | | 2013 | 2014 | 2013 | 2014 | 2013 | 2014 |
| | | Value in USD Million | | | | | |
| Total ASEAN (Intra+Extra) | 0 Food and live animals | 75,868 | 82,604 | 61,710 | 66,605 | 14,158 | 15,999 |
| | 1 Beverages and tobacco | 8,156 | 8,788 | 7,309 | 7,478 | 846 | 1,310 |
| | 2 Crude materials, inedible, except fuels | 50,979 | 41,103 | 34,818 | 33,961 | 16,161 | 7,142 |
| | 3 Mineral fuels, lubricants and related materials | 220,105 | 207,296 | 273,589 | 268,158 | -53,485 | -60,862 |
| | 4 Animal and vegetable oils, fats and waxes | 36,522 | 38,197 | 3,953 | 4,543 | 32,569 | 33,654 |
| | 5 Chemicals and related products, n.e.s. | 109,995 | 115,093 | 118,347 | 123,414 | -8,352 | -8,322 |
| | 6 Manufactured goods classified chiefly by material | 110,471 | 113,196 | 163,108 | 171,904 | -52,637 | -58,707 |
| | 7 Machinery and transport equipment | 467,033 | 481,291 | 471,943 | 459,428 | -4,910 | 21,863 |
| | 8 Miscellaneous manufactured articles | 145,518 | 161,029 | 74,058 | 74,881 | 71,460 | 86,148 |
| | 9 Commodities not classified elsewhere in the SITC | 46,483 | 43,803 | 31,554 | 25,844 | 14,929 | 17,959 |
| TOTAL | 1,271,128 | 1,292,400 | 1,240,388 | 1,236,216 | 30,740 | 56,184 | |
| Intra-ASEAN | 0 Food and live animals | 16,909 | 18,136 | 14,140 | 15,520 | 2,769 | 2,616 |
| | 1 Beverages and tobacco | 5,092 | 5,551 | 1,917 | 2,274 | 3,175 | 3,277 |
| | 2 Crude materials, inedible, except fuels | 5,699 | 4,790 | 7,450 | 7,131 | -1,752 | -2,341 |
| | 3 Mineral fuels, lubricants and related materials | 87,424 | 86,416 | 86,183 | 82,587 | 1,241 | 3,829 |
| | 4 Animal and vegetable oils, fats and waxes | 3,788 | 4,343 | 3,115 | 3,623 | 673 | 720 |
| | 5 Chemicals and related products, n.e.s. | 32,761 | 33,814 | 25,613 | 27,439 | 7,148 | 6,375 |
| | 6 Manufactured goods classified chiefly by material | 33,131 | 32,505 | 26,642 | 28,094 | 6,489 | 4,411 |
| | 7 Machinery and transport equipment | 118,207 | 114,818 | 93,897 | 91,899 | 24,310 | 22,919 |
| | 8 Miscellaneous manufactured articles | 21,546 | 23,626 | 16,265 | 16,131 | 5,281 | 7,495 |
| | 9 Commodities not classified elsewhere in the SITC | 5,762 | 5,643 | 3,018 | 3,866 | 2,744 | 1,777 |
| TOTAL | 330,317 | 329,642 | 278,240 | 278,565 | 52,077 | 51,077 | |
| China | 0 Food and live animals | 9,050 | 9,719 | 5,512 | 6,104 | 3,538 | 3,615 |
| | 1 Beverages and tobacco | 578 | 541 | 677 | 681 | -99 | -140 |
| | 2 Crude materials, inedible, except fuels | 18,964 | 14,047 | 1,986 | 2,058 | 16,979 | 11,989 |
| | 3 Mineral fuels, lubricants and related materials | 21,207 | 18,667 | 8,122 | 9,026 | 13,085 | 9,641 |
| | 4 Animal and vegetable oils, fats and waxes | 5,345 | 4,885 | 73 | 71 | 5,272 | 4,814 |
| | 5 Chemicals and related products, n.e.s. | 23,011 | 24,342 | 17,164 | 19,175 | 5,846 | 5,166 |
| | 6 Manufactured goods classified chiefly by material | 12,423 | 11,157 | 41,039 | 51,216 | -28,616 | -40,059 |
| | 7 Machinery and transport equipment | 53,345 | 57,363 | 106,568 | 109,296 | -53,222 | -51,934 |
| | 8 Miscellaneous manufactured articles | 7,092 | 8,427 | 16,207 | 17,145 | -9,114 | -8,718 |
| | 9 Commodities not classified elsewhere in the SITC | 1,528 | 1,260 | 615 | 1,346 | 913 | -86 |
| TOTAL | 152,546 | 150,407 | 197,963 | 216,119 | -45,417 | -65,713 | |
| EU-28 | 0 Food and live animals | 9,345 | 10,045 | 4,702 | 5,501 | 4,642 | 4,544 |
| | 1 Beverages and tobacco | 211 | 262 | 3,214 | 2,987 | -3,003 | -2,725 |
| | 2 Crude materials, inedible, except fuels | 3,798 | 3,183 | 2,271 | 2,022 | 1,527 | 1,161 |
| | 3 Mineral fuels, lubricants and related materials | 1,710 | 1,773 | 6,336 | 5,872 | -4,626 | -4,099 |
| | 4 Animal and vegetable oils, fats and waxes | 5,539 | 5,980 | 174 | 189 | 5,365 | 5,791 |
| | 5 Chemicals and related products, n.e.s. | 11,014 | 11,699 | 17,481 | 18,179 | -6,467 | -6,480 |
| | 6 Manufactured goods classified chiefly by material | 8,018 | 8,745 | 14,496 | 12,263 | -6,478 | -3,518 |
| | 7 Machinery and transport equipment | 54,258 | 56,418 | 60,904 | 56,136 | -6,647 | 282 |
| | 8 Miscellaneous manufactured articles | 25,631 | 28,825 | 9,963 | 10,363 | 15,668 | 18,462 |
| | 9 Commodities not classified elsewhere in the SITC | 4,911 | 5,553 | 2,251 | 2,312 | 2,659 | 3,241 |
| TOTAL | 124,434 | 132,484 | 121,794 | 115,824 | 2,640 | 16,660 | |

| Partners | Code and label, SITC rev. 4, 1-digit level | Exports | | Imports | | Balance | |
|--------------------|---|----------------------|----------------|----------------|----------------|----------------|---------|
| | | 2013 | 2014 | 2013 | 2014 | 2013 | 2014 |
| | | Value in USD Million | | | | | |
| Japan | 0 Food and live animals | 8,383 | 8,456 | 717 | 696 | 7,666 | 7,760 |
| | 1 Beverages and tobacco | 319 | 321 | 43 | 50 | 276 | 271 |
| | 2 Crude materials, inedible, except fuels | 7,231 | 6,843 | 1,759 | 1,934 | 5,472 | 4,909 |
| | 3 Mineral fuels, lubricants and related materials | 35,323 | 30,581 | 4,380 | 3,610 | 30,943 | 26,971 |
| | 4 Animal and vegetable oils, fats and waxes | 697 | 784 | 16 | 18 | 681 | 766 |
| | 5 Chemicals and related products, n.e.s. | 7,678 | 7,817 | 10,214 | 10,004 | -2,536 | -2,187 |
| | 6 Manufactured goods classified chiefly by material | 13,300 | 13,330 | 27,014 | 24,928 | -13,714 | -11,598 |
| | 7 Machinery and transport equipment | 34,622 | 36,191 | 62,132 | 56,746 | -27,511 | -20,555 |
| | 8 Miscellaneous manufactured articles | 14,252 | 14,848 | 8,031 | 7,577 | 6,221 | 7,271 |
| | 9 Commodities not classified elsewhere in the SITC | 1,058 | 1,053 | 3,598 | 3,255 | -2,540 | -2,202 |
| TOTAL | 122,863 | 120,224 | 117,904 | 108,818 | 4,959 | 11,406 | |
| USA | 0 Food and live animals | 9,440 | 10,783 | 7,161 | 7,691 | 2,279 | 3,092 |
| | 1 Beverages and tobacco | 105 | 126 | 202 | 195 | -96 | -69 |
| | 2 Crude materials, inedible, except fuels | 2,723 | 2,009 | 5,312 | 5,550 | -2,590 | -3,540 |
| | 3 Mineral fuels, lubricants and related materials | 3,074 | 2,285 | 4,669 | 4,237 | -1,595 | -1,952 |
| | 4 Animal and vegetable oils, fats and waxes | 1,877 | 2,137 | 37 | 43 | 1,840 | 2,093 |
| | 5 Chemicals and related products, n.e.s. | 4,698 | 4,572 | 10,510 | 10,496 | -5,812 | -5,924 |
| | 6 Manufactured goods classified chiefly by material | 7,870 | 8,646 | 4,614 | 4,760 | 3,256 | 3,886 |
| | 7 Machinery and transport equipment | 46,494 | 49,577 | 47,765 | 46,501 | -1,271 | 3,076 |
| | 8 Miscellaneous manufactured articles | 37,768 | 41,875 | 9,175 | 7,994 | 28,592 | 33,881 |
| | 9 Commodities not classified elsewhere in the SITC | 461 | 364 | 2,901 | 2,588 | -2,439 | -2,224 |
| TOTAL | 114,510 | 122,375 | 92,346 | 90,054 | 22,164 | 32,321 | |
| Korea, Republic of | 0 Food and live animals | 2,296 | 2,596 | 620 | 522 | 1,677 | 2,074 |
| | 1 Beverages and tobacco | 161 | 216 | 93 | 120 | 68 | 96 |
| | 2 Crude materials, inedible, except fuels | 2,764 | 2,423 | 1,601 | 1,521 | 1,163 | 901 |
| | 3 Mineral fuels, lubricants and related materials | 16,908 | 14,795 | 14,974 | 17,400 | 1,935 | -2,605 |
| | 4 Animal and vegetable oils, fats and waxes | 391 | 588 | 18 | 19 | 372 | 569 |
| | 5 Chemicals and related products, n.e.s. | 4,334 | 4,367 | 7,641 | 7,802 | -3,307 | -3,434 |
| | 6 Manufactured goods classified chiefly by material | 4,196 | 4,573 | 16,223 | 15,887 | -12,028 | -11,315 |
| | 7 Machinery and transport equipment | 15,790 | 15,706 | 37,567 | 32,979 | -21,778 | -17,273 |
| | 8 Miscellaneous manufactured articles | 5,274 | 5,831 | 2,632 | 2,775 | 2,642 | 3,056 |
| | 9 Commodities not classified elsewhere in the SITC | 710 | 529 | 771 | 788 | -61 | -259 |
| TOTAL | 52,823 | 51,624 | 82,140 | 79,815 | -29,317 | -28,191 | |

TABLE 2D.1
ASEAN EXPORTS TO DIALOGUE PARTNERS
BY TOP 10 PRODUCTS AT TWO-DIGIT SITC CODE
(Products sorted on the basis of 2014 exports values)

| Partners | Code and label, SITC rev. 4, 2-digit level | 2013 | 2014 | 2013/2014 | 2013 | 2014 |
|--------------|--|-----------------------|-------------|-----------------|----------------------------|------|
| | | Exports (USD Million) | | Growth Rate (%) | Share to Total Exports (%) | |
| Australia | 27 Mineral fuels, mineral oils and products of their distillation; bituminous substances; mineral waxes | 16,374 | 16,125 | -1.5 | 36.0 | 35.6 |
| | 84 Nuclear reactors, boilers, machinery and mechanical appliances; parts thereof | 4,822 | 5,352 | 11.0 | 10.6 | 11.8 |
| | 87 Vehicles other than railway or tramway rolling stock, and parts and accessories thereof | 4,851 | 4,387 | -9.6 | 10.7 | 9.7 |
| | 85 Electrical machinery and equipment and parts thereof; sound recorders and reproducers, television image and sound recorders and reproducers, and parts and accessories of such articles | 3,046 | 3,095 | 1.6 | 6.7 | 6.8 |
| | 73 Articles of iron or steel | 2,162 | 2,195 | 1.5 | 4.7 | 4.8 |
| | 39 Plastics and articles thereof | 1,379 | 1,353 | -1.9 | 3.0 | 3.0 |
| | 21 Miscellaneous edible preparations | 604 | 856 | 41.8 | 1.3 | 1.9 |
| | 90 Optical, photographic, cinematographic, measuring, checking, precision, medical or surgical instruments and apparatus; parts and accessories thereof | 817 | 844 | 3.2 | 1.8 | 1.9 |
| | 40 Rubber and articles thereof | 587 | 606 | 3.2 | 1.3 | 1.3 |
| | 71 Natural or cultured pearls, precious or semi-precious stones, precious metals, metals clad with precious metal, and articles thereof; imitation jewellery; coin | 954 | 592 | -38.0 | 2.1 | 1.3 |
| | Total 10 products | 35,597 | 35,405 | -0.5 | 78.2 | 78.1 |
| TOTAL | 45,526 | 45,345 | -0.4 | 100.0 | 100.0 | |
| Canada | 85 Electrical machinery and equipment and parts thereof; sound recorders and reproducers, television image and sound recorders and reproducers, and parts and accessories of such articles | 1,928 | 1,304 | -32.3 | 26.6 | 17.5 |
| | 61 Articles of apparel and clothing accessories, knitted or crocheted | 795 | 893 | 12.3 | 11.0 | 12.0 |
| | 84 Nuclear reactors, boilers, machinery and mechanical appliances; parts thereof | 558 | 651 | 16.7 | 7.7 | 8.7 |
| | 62 Articles of apparel and clothing accessories, not knitted or crocheted | 337 | 406 | 20.6 | 4.6 | 5.4 |
| | 40 Rubber and articles thereof | 440 | 372 | -15.6 | 6.1 | 5.0 |
| | 16 Preparations of meat, of fish or of crustaceans, molluscs or other aquatic invertebrates | 319 | 340 | 6.7 | 4.4 | 4.6 |
| | 03 Fish and crustaceans, molluscs and other aquatic invertebrates | 242 | 296 | 22.2 | 3.3 | 4.0 |
| | 29 Organic chemicals | 58 | 294 | 405.2 | 0.8 | 3.9 |
| | 64 Footwear, gaiters and the like; parts of such articles | 244 | 290 | 18.8 | 3.4 | 3.9 |
| | 94 Furniture; bedding, mattresses, mattress supports, cushions and similar stuffed furnishings; lamps and lighting fittings, not elsewhere specified or included; illuminated signs, illuminated name-plates and the like; prefabricated buildings | 236 | 286 | 21.1 | 3.3 | 3.8 |
| | Total 10 products | 5,157 | 5,131 | -0.5 | 71.2 | 68.7 |
| TOTAL | 7,247 | 7,470 | 3.1 | 100.0 | 100.0 | |
| China | 85 Electrical machinery and equipment and parts thereof; sound recorders and reproducers, television image and sound recorders and reproducers, and parts and accessories of such articles | 39,329 | 41,299 | 5.0 | 25.8 | 27.5 |
| | 27 Mineral fuels, mineral oils and products of their distillation; bituminous substances; mineral waxes | 21,224 | 18,673 | -12.0 | 13.9 | 12.4 |
| | 84 Nuclear reactors, boilers, machinery and mechanical appliances; parts thereof | 13,768 | 14,424 | 4.8 | 9.0 | 9.6 |
| | 39 Plastics and articles thereof | 9,265 | 10,238 | 10.5 | 6.1 | 6.8 |
| | 40 Rubber and articles thereof | 12,173 | 8,527 | -30.0 | 8.0 | 5.7 |
| | 29 Organic chemicals | 8,226 | 7,948 | -3.4 | 5.4 | 5.3 |
| | 15 Animal or vegetable fats and oils and their cleavage products; prepared edible fats; animal or vegetable waxes | 5,640 | 5,242 | -7.1 | 3.7 | 3.5 |
| | 90 Optical, photographic, cinematographic, measuring, checking, precision, medical or surgical instruments and apparatus; parts and accessories thereof | 3,316 | 4,137 | 24.7 | 2.2 | 2.8 |
| | 26 Ores, slag and ash | 5,516 | 3,596 | -34.8 | 3.6 | 2.4 |
| | 44 Wood and articles of wood; wood charcoal | 3,307 | 3,204 | -3.1 | 2.2 | 2.1 |
| | Total 10 products | 121,765 | 117,288 | -3.7 | 79.8 | 78.0 |
| TOTAL | 152,546 | 150,407 | -1.4 | 100.0 | 100.0 | |

| Partners | Code and label, SITC rev. 4, 2-digit level | 2013 | 2014 | 2013/2014 | 2013 | 2014 | |
|----------|--|---|----------------|-----------------|----------------------------|--------------|------|
| | | Exports (USD Million) | | Growth Rate (%) | Share to Total Exports (%) | | |
| EU-28 | 85 | Electrical machinery and equipment and parts thereof; sound recorders and reproducers, television image and sound recorders and reproducers, and parts and accessories of such articles | 31,529 | 32,843 | 4.2 | 25.3 | 24.8 |
| | 84 | Nuclear reactors, boilers, machinery and mechanical appliances; parts thereof | 17,826 | 18,338 | 2.9 | 14.3 | 13.8 |
| | 15 | Animal or vegetable fats and oils and their cleavage products; prepared edible fats; animal or vegetable waxes | 5,613 | 6,065 | 8.1 | 4.5 | 4.6 |
| | 64 | Footwear, gaiters and the like; parts of such articles | 4,918 | 5,821 | 18.4 | 4.0 | 4.4 |
| | 99 | Other products | 4,805 | 5,457 | 13.6 | 3.9 | 4.1 |
| | 90 | Optical, photographic, cinematographic, measuring, checking, precision, medical or surgical instruments and apparatus; parts and accessories thereof | 4,943 | 5,362 | 8.5 | 4.0 | 4.0 |
| | 29 | Organic chemicals | 4,926 | 4,768 | -3.2 | 4.0 | 3.6 |
| | 61 | Articles of apparel and clothing accessories, knitted or crocheted | 3,819 | 4,494 | 17.7 | 3.1 | 3.4 |
| | 40 | Rubber and articles thereof | 4,986 | 4,416 | -11.4 | 4.0 | 3.3 |
| | 62 | Articles of apparel and clothing accessories, not knitted or crocheted | 3,419 | 4,071 | 19.1 | 2.7 | 3.1 |
| | Total 10 products | 86,784 | 91,637 | 5.6 | 69.7 | 69.2 | |
| | TOTAL | 124,434 | 132,484 | 6.5 | 100.0 | 100.0 | |
| India | 27 | Mineral fuels, mineral oils and products of their distillation; bituminous substances; mineral waxes | 9,091 | 10,138 | 11.5 | 21.7 | 23.4 |
| | 15 | Animal or vegetable fats and oils and their cleavage products; prepared edible fats; animal or vegetable waxes | 6,605 | 6,272 | -5.0 | 15.8 | 14.5 |
| | 85 | Electrical machinery and equipment and parts thereof; sound recorders and reproducers, television image and sound recorders and reproducers, and parts and accessories of such articles | 5,395 | 5,094 | -5.6 | 12.9 | 11.8 |
| | 84 | Nuclear reactors, boilers, machinery and mechanical appliances; parts thereof | 4,313 | 4,441 | 3.0 | 10.3 | 10.3 |
| | 29 | Organic chemicals | 2,715 | 2,717 | 0.1 | 6.5 | 6.3 |
| | 39 | Plastics and articles thereof | 1,682 | 2,142 | 27.3 | 4.0 | 4.9 |
| | 40 | Rubber and articles thereof | 1,061 | 1,065 | 0.4 | 2.5 | 2.5 |
| | 71 | Natural or cultured pearls, precious or semi-precious stones, precious metals, metals clad with precious metal, and articles thereof; imitation jewellery; coin | 1,159 | 869 | -25.0 | 2.8 | 2.0 |
| | 44 | Wood and articles of wood; wood charcoal | 940 | 854 | -9.1 | 2.2 | 2.0 |
| | 90 | Optical, photographic, cinematographic, measuring, checking, precision, medical or surgical instruments and apparatus; parts and accessories thereof | 773 | 812 | 5.0 | 1.8 | 1.9 |
| | Total 10 products | 33,734 | 34,404 | 2.0 | 80.4 | 79.4 | |
| | TOTAL | 41,935 | 43,326 | 3.3 | 100.0 | 100.0 | |
| Japan | 27 | Mineral fuels, mineral oils and products of their distillation; bituminous substances; mineral waxes | 35,323 | 30,581 | -13.4 | 28.7 | 25.4 |
| | 85 | Electrical machinery and equipment and parts thereof; sound recorders and reproducers, television image and sound recorders and reproducers, and parts and accessories of such articles | 22,706 | 22,983 | 1.2 | 18.5 | 19.1 |
| | 84 | Nuclear reactors, boilers, machinery and mechanical appliances; parts thereof | 9,012 | 9,492 | 5.3 | 7.3 | 7.9 |
| | 44 | Wood and articles of wood; wood charcoal | 5,809 | 5,745 | -1.1 | 4.7 | 4.8 |
| | 39 | Plastics and articles thereof | 3,525 | 3,858 | 9.5 | 2.9 | 3.2 |
| | 90 | Optical, photographic, cinematographic, measuring, checking, precision, medical or surgical instruments and apparatus; parts and accessories thereof | 2,910 | 3,079 | 5.8 | 2.4 | 2.6 |
| | 87 | Vehicles other than railway or tramway rolling stock, and parts and accessories thereof | 2,766 | 2,774 | 0.3 | 2.3 | 2.3 |
| | 40 | Rubber and articles thereof | 3,038 | 2,528 | -16.8 | 2.5 | 2.1 |
| | 16 | Preparations of meat, of fish or of crustaceans, molluscs or other aquatic invertebrates | 2,571 | 2,349 | -8.6 | 2.1 | 2.0 |
| | 62 | Articles of apparel and clothing accessories, not knitted or crocheted | 2,523 | 2,270 | -10.0 | 2.1 | 1.9 |
| | Total 10 products | 90,182 | 85,660 | -5.0 | 73.4 | 71.3 | |
| | TOTAL | 122,863 | 120,224 | -2.1 | 100.0 | 100.0 | |

| Partners | Code and label, SITC rev. 4, 2-digit level | 2013 | 2014 | 2013/2014 | 2013 | 2014 | |
|--------------------|--|---|---------------|-----------------|----------------------------|--------------|------|
| | | Exports (USD Million) | | Growth Rate (%) | Share to Total Exports (%) | | |
| Korea, Republic of | 27 | Mineral fuels, mineral oils and products of their distillation; bituminous substances; mineral waxes | 16,908 | 14,795 | -12.5 | 32.0 | 28.7 |
| | 85 | Electrical machinery and equipment and parts thereof; sound recorders and reproducers, television image and sound recorders and reproducers, and parts and accessories of such articles | 11,879 | 12,010 | 1.1 | 22.5 | 23.3 |
| | 84 | Nuclear reactors, boilers, machinery and mechanical appliances; parts thereof | 3,004 | 3,176 | 5.7 | 5.7 | 6.2 |
| | 62 | Articles of apparel and clothing accessories, not knitted or crocheted | 1,619 | 2,031 | 25.4 | 3.1 | 3.9 |
| | 29 | Organic chemicals | 1,111 | 1,301 | 17.2 | 2.1 | 2.5 |
| | 90 | Optical, photographic, cinematographic, measuring, checking, precision, medical or surgical instruments and apparatus; parts and accessories thereof | 1,221 | 1,276 | 4.5 | 2.3 | 2.5 |
| | 44 | Wood and articles of wood; wood charcoal | 722 | 992 | 37.3 | 1.4 | 1.9 |
| | 40 | Rubber and articles thereof | 1,182 | 979 | -17.2 | 2.2 | 1.9 |
| | 39 | Plastics and articles thereof | 816 | 970 | 18.9 | 1.5 | 1.9 |
| | 38 | Miscellaneous chemical products | 898 | 875 | -2.6 | 1.7 | 1.7 |
| | | Total 10 products | 39,360 | 38,404 | -2.4 | 74.5 | 74.4 |
| | TOTAL | 52,823 | 51,624 | -2.3 | 100.0 | 100.0 | |
| New Zealand | 27 | Mineral fuels, mineral oils and products of their distillation; bituminous substances; mineral waxes | 2,043 | 2,180 | 6.7 | 35.9 | 34.2 |
| | 87 | Vehicles other than railway or tramway rolling stock, and parts and accessories thereof | 515 | 577 | 12.0 | 9.1 | 9.0 |
| | 84 | Nuclear reactors, boilers, machinery and mechanical appliances; parts thereof | 554 | 576 | 4.1 | 9.7 | 9.0 |
| | 85 | Electrical machinery and equipment and parts thereof; sound recorders and reproducers, television image and sound recorders and reproducers, and parts and accessories of such articles | 506 | 483 | -4.5 | 8.9 | 7.6 |
| | 23 | Residues and waste from the food industries; prepared animal fodder | 255 | 353 | 38.3 | 4.5 | 5.5 |
| | 39 | Plastics and articles thereof | 307 | 340 | 10.8 | 5.4 | 5.3 |
| | 89 | Ships, boats and floating structures | 0 | 183 | 45761.6 | 0.0 | 2.9 |
| | 90 | Optical, photographic, cinematographic, measuring, checking, precision, medical or surgical instruments and apparatus; parts and accessories thereof | 93 | 118 | 26.7 | 1.6 | 1.9 |
| | 21 | Miscellaneous edible preparations | 79 | 110 | 39.9 | 1.4 | 1.7 |
| | 08 | Edible fruit and nuts; peel of citrus fruits or melons | 37 | 104 | 183.6 | 0.6 | 1.6 |
| | Total 10 products | 4,389 | 5,025 | 14.5 | 77.2 | 78.7 | |
| | TOTAL | 5,684 | 6,381 | 12.3 | 100.0 | 100.0 | |
| Pakistan | 15 | Animal or vegetable fats and oils and their cleavage products; prepared edible fats; animal or vegetable waxes | 1,951 | 2,021 | 3.6 | 37.0 | 35.7 |
| | 27 | Mineral fuels, mineral oils and products of their distillation; bituminous substances; mineral waxes | 298 | 525 | 75.8 | 5.7 | 9.3 |
| | 84 | Nuclear reactors, boilers, machinery and mechanical appliances; parts thereof | 470 | 401 | -14.6 | 8.9 | 7.1 |
| | 87 | Vehicles other than railway or tramway rolling stock, and parts and accessories thereof | 277 | 308 | 11.2 | 5.3 | 5.4 |
| | 55 | Man-made staple fibres | 190 | 201 | 6.1 | 3.6 | 3.6 |
| | 29 | Organic chemicals | 221 | 195 | -11.8 | 4.2 | 3.4 |
| | 39 | Plastics and articles thereof | 180 | 194 | 7.9 | 3.4 | 3.4 |
| | 09 | Coffee, tea, maté and spices | 106 | 165 | 55.2 | 2.0 | 2.9 |
| | 40 | Rubber and articles thereof | 151 | 141 | -6.4 | 2.9 | 2.5 |
| | 38 | Miscellaneous chemical products | 114 | 136 | 19.7 | 2.2 | 2.4 |
| | Total 10 products | 3,957 | 4,288 | 8.3 | 75.0 | 75.7 | |
| | TOTAL | 5,274 | 5,667 | 7.4 | 100.0 | 100.0 | |

| Partners | Code and label, SITC rev. 4, 2-digit level | 2013 | 2014 | 2013/2014 | 2013 | 2014 | |
|----------|--|---|----------------|-----------------|----------------------------|--------------|------|
| | | Exports (USD Million) | | Growth Rate (%) | Share to Total Exports (%) | | |
| Russia | 85 | Electrical machinery and equipment and parts thereof; sound recorders and reproducers, television image and sound recorders and reproducers, and parts and accessories of such articles | 1,447 | 1,451 | 0.3 | 27.6 | 26.8 |
| | 15 | Animal or vegetable fats and oils and their cleavage products; prepared edible fats; animal or vegetable waxes | 491 | 577 | 17.6 | 9.4 | 10.7 |
| | 84 | Nuclear reactors, boilers, machinery and mechanical appliances; parts thereof | 529 | 501 | -5.2 | 10.1 | 9.3 |
| | 87 | Vehicles other than railway or tramway rolling stock, and parts and accessories thereof | 351 | 312 | -10.9 | 6.7 | 5.8 |
| | 39 | Plastics and articles thereof | 159 | 210 | 32.1 | 3.0 | 3.9 |
| | 09 | Coffee, tea, maté and spices | 198 | 201 | 1.3 | 3.8 | 3.7 |
| | 40 | Rubber and articles thereof | 207 | 187 | -10.0 | 4.0 | 3.4 |
| | 64 | Footwear, gaiters and the like; parts of such articles | 194 | 169 | -12.9 | 3.7 | 3.1 |
| | 03 | Fish and crustaceans, molluscs and other aquatic invertebrates | 148 | 148 | 0.1 | 2.8 | 2.7 |
| | 71 | Natural or cultured pearls, precious or semi-precious stones, precious metals, metals clad with precious metal, and articles thereof; imitation jewellery; coin | 68 | 133 | 95.2 | 1.3 | 2.5 |
| | Total 10 products | 3,792 | 3,890 | 2.6 | 72.3 | 71.8 | |
| | TOTAL | 5,244 | 5,415 | 3.3 | 100.0 | 100.0 | |
| USA | 85 | Electrical machinery and equipment and parts thereof; sound recorders and reproducers, television image and sound recorders and reproducers, and parts and accessories of such articles | 26,355 | 29,405 | 11.6 | 23.0 | 24.0 |
| | 84 | Nuclear reactors, boilers, machinery and mechanical appliances; parts thereof | 17,160 | 17,680 | 3.0 | 15.0 | 14.4 |
| | 61 | Articles of apparel and clothing accessories, knitted or crocheted | 10,675 | 11,244 | 5.3 | 9.3 | 9.2 |
| | 62 | Articles of apparel and clothing accessories, not knitted or crocheted | 6,349 | 6,965 | 9.7 | 5.5 | 5.7 |
| | 90 | Optical, photographic, cinematographic, measuring, checking, precision, medical or surgical instruments and apparatus; parts and accessories thereof | 4,959 | 5,487 | 10.6 | 4.3 | 4.5 |
| | 40 | Rubber and articles thereof | 5,773 | 5,149 | -10.8 | 5.0 | 4.2 |
| | 64 | Footwear, gaiters and the like; parts of such articles | 3,836 | 4,658 | 21.4 | 3.4 | 3.8 |
| | 94 | Furniture; bedding, mattresses, mattress supports, cushions and similar stuffed furnishings; lamps and lighting fittings, not elsewhere specified or included; illuminated signs, illuminated name-plates and the like; prefabricated buildings | 3,764 | 4,119 | 9.4 | 3.3 | 3.4 |
| | 03 | Fish and crustaceans, molluscs and other aquatic invertebrates | 2,525 | 3,092 | 22.4 | 2.2 | 2.5 |
| | 16 | Preparations of meat, of fish or of crustaceans, molluscs or other aquatic invertebrates | 2,287 | 2,463 | 7.7 | 2.0 | 2.0 |
| | Total 10 products | 83,684 | 90,262 | 7.9 | 73.1 | 73.8 | |
| | TOTAL | 114,510 | 122,375 | 6.9 | 100.0 | 100.0 | |

TABLE 2D.2
ASEAN IMPORTS FROM DIALOGUE PARTNERS
BY TOP 10 PRODUCTS AT TWO-DIGIT SITC CODE
(Products sorted on the basis of 2014 imports values)

| Partners | Code and label, SITC rev. 4, 2-digit level | 2013 | 2014 | 2013/2014 | 2013 | 2014 | |
|-----------|--|---|---------------|-----------------|----------------------------|--------------|------|
| | | Imports (USD Million) | | Growth Rate (%) | Share to Total Imports (%) | | |
| Australia | 27 | Mineral fuels, mineral oils and products of their distillation; bituminous substances; mineral waxes | 3,664 | 5,569 | 52.0 | 16.3 | 22.2 |
| | 10 | Cereals | 2,263 | 2,371 | 4.8 | 10.0 | 9.5 |
| | 75 | Nickel and articles thereof | 1,479 | 1,796 | 21.4 | 6.6 | 7.2 |
| | 74 | Copper and articles thereof | 1,089 | 1,093 | 0.4 | 4.8 | 4.4 |
| | 01 | Live animals | 493 | 1,019 | 106.6 | 2.2 | 4.1 |
| | 02 | Meat and edible meat offal | 703 | 996 | 41.7 | 3.1 | 4.0 |
| | 76 | Aluminium and articles thereof | 1,034 | 948 | -8.4 | 4.6 | 3.8 |
| | 71 | Natural or cultured pearls, precious or semi-precious stones, precious metals, metals clad with precious metal, and articles thereof; imitation jewellery; coin | 1,475 | 939 | -36.3 | 6.5 | 3.8 |
| | 28 | Inorganic chemicals; organic or inorganic compounds of precious metals, of rare-earth metals, of radioactive elements or of isotopes | 645 | 915 | 41.8 | 2.9 | 3.7 |
| | 84 | Nuclear reactors, boilers, machinery and mechanical appliances; parts thereof | 1,015 | 857 | -15.6 | 4.5 | 3.4 |
| | Total 10 products | 13,860 | 16,502 | 19.1 | 61.5 | 65.9 | |
| | TOTAL | 22,531 | 25,029 | 11.1 | 100.0 | 100.0 | |

| Partners | Code and label, SITC rev. 4, 2-digit level | 2013 | 2014 | 2013/2014 | 2013 | 2014 |
|-------------------|--|-----------------------|-------------|-----------------|----------------------------|------|
| | | Imports (USD Million) | | Growth Rate (%) | Share to Total Imports (%) | |
| Canada | 31 Fertilisers | 1,157 | 881 | -23.9 | 18.6 | 15.5 |
| | 84 Nuclear reactors, boilers, machinery and mechanical appliances; parts thereof | 732 | 729 | -0.4 | 11.8 | 12.8 |
| | 47 Pulp of wood or of other fibrous cellulosic material; recovered (waste and scrap) paper or paperboard | 492 | 639 | 30.0 | 7.9 | 11.2 |
| | 10 Cereals | 792 | 576 | -27.2 | 12.7 | 10.1 |
| | 85 Electrical machinery and equipment and parts thereof; sound recorders and reproducers, television image and sound recorders and reproducers, and parts and accessories of such articles | 491 | 427 | -13.1 | 7.9 | 7.5 |
| | 88 Aircraft, spacecraft, and parts thereof | 344 | 281 | -18.3 | 5.5 | 4.9 |
| | 12 Oil seeds and oleaginous fruits; miscellaneous grains, seeds and fruit; industrial or medicinal plants; straw and fodder | 134 | 178 | 32.5 | 2.2 | 3.1 |
| | 90 Optical, photographic, cinematographic, measuring, checking, precision, medical or surgical instruments and apparatus; parts and accessories thereof | 179 | 172 | -4.1 | 2.9 | 3.0 |
| | 71 Natural or cultured pearls, precious or semi-precious stones, precious metals, metals clad with precious metal, and articles thereof; imitation jewellery; coin | 198 | 157 | -20.8 | 3.2 | 2.8 |
| | 27 Mineral fuels, mineral oils and products of their distillation; bituminous substances; mineral waxes | 73 | 138 | 89.5 | 1.2 | 2.4 |
| Total 10 products | 4,593 | 4,179 | -9.0 | 73.9 | 73.5 | |
| TOTAL | 6,219 | 5,685 | -8.6 | 100.0 | 100.0 | |
| China | 85 Electrical machinery and equipment and parts thereof; sound recorders and reproducers, television image and sound recorders and reproducers, and parts and accessories of such articles | 62,372 | 64,088 | 2.8 | 31.5 | 29.7 |
| | 84 Nuclear reactors, boilers, machinery and mechanical appliances; parts thereof | 38,758 | 39,555 | 2.1 | 19.6 | 18.3 |
| | 72 Iron and steel | 9,729 | 13,148 | 35.1 | 4.9 | 6.1 |
| | 27 Mineral fuels, mineral oils and products of their distillation; bituminous substances; mineral waxes | 8,150 | 9,048 | 11.0 | 4.1 | 4.2 |
| | 73 Articles of iron or steel | 6,365 | 7,180 | 12.8 | 3.2 | 3.3 |
| | 39 Plastics and articles thereof | 5,638 | 6,447 | 14.4 | 2.8 | 3.0 |
| | 29 Organic chemicals | 4,168 | 4,741 | 13.7 | 2.1 | 2.2 |
| | 60 Knitted or crocheted fabrics | 2,621 | 4,698 | 79.2 | 1.3 | 2.2 |
| | 87 Vehicles other than railway or tramway rolling stock, and parts and accessories thereof | 3,754 | 4,264 | 13.6 | 1.9 | 2.0 |
| | 90 Optical, photographic, cinematographic, measuring, checking, precision, medical or surgical instruments and apparatus; parts and accessories thereof | 3,542 | 4,080 | 15.2 | 1.8 | 1.9 |
| Total 10 products | 145,097 | 157,250 | 8.4 | 73.3 | 72.8 | |
| TOTAL | 197,963 | 216,119 | 9.2 | 100.0 | 100.0 | |
| EU-28 | 84 Nuclear reactors, boilers, machinery and mechanical appliances; parts thereof | 24,175 | 24,006 | -0.7 | 19.8 | 20.7 |
| | 85 Electrical machinery and equipment and parts thereof; sound recorders and reproducers, television image and sound recorders and reproducers, and parts and accessories of such articles | 19,470 | 18,108 | -7.0 | 16.0 | 15.6 |
| | 88 Aircraft, spacecraft, and parts thereof | 10,358 | 7,631 | -26.3 | 8.5 | 6.6 |
| | 27 Mineral fuels, mineral oils and products of their distillation; bituminous substances; mineral waxes | 6,337 | 5,872 | -7.3 | 5.2 | 5.1 |
| | 87 Vehicles other than railway or tramway rolling stock, and parts and accessories thereof | 6,311 | 5,871 | -7.0 | 5.2 | 5.1 |
| | 90 Optical, photographic, cinematographic, measuring, checking, precision, medical or surgical instruments and apparatus; parts and accessories thereof | 5,221 | 5,175 | -0.9 | 4.3 | 4.5 |
| | 30 Pharmaceutical products | 4,721 | 4,957 | 5.0 | 3.9 | 4.3 |
| | 39 Plastics and articles thereof | 2,887 | 3,040 | 5.3 | 2.4 | 2.6 |
| | 22 Beverages, spirits and vinegar | 2,998 | 2,819 | -6.0 | 2.5 | 2.4 |
| | 29 Organic chemicals | 2,542 | 2,687 | 5.7 | 2.1 | 2.3 |
| Total 10 products | 85,020 | 80,166 | -5.7 | 69.8 | 69.2 | |
| TOTAL | 121,794 | 115,824 | -4.9 | 100.0 | 100.0 | |

| Partners | Code and label, SITC rev. 4, 2-digit level | 2013 | 2014 | 2013/2014 | 2013 | 2014 | |
|--------------------|--|---|----------------|-----------------|----------------------------|--------------|------|
| | | Imports (USD Million) | | Growth Rate (%) | Share to Total Imports (%) | | |
| India | 27 | Mineral fuels, mineral oils and products of their distillation; bituminous substances; mineral waxes | 7,603 | 7,055 | -7.2 | 29.3 | 28.9 |
| | 29 | Organic chemicals | 1,880 | 1,779 | -5.4 | 7.3 | 7.3 |
| | 84 | Nuclear reactors, boilers, machinery and mechanical appliances; parts thereof | 1,376 | 1,739 | 26.3 | 5.3 | 7.1 |
| | 71 | Natural or cultured pearls, precious or semi-precious stones, precious metals, metals clad with precious metal, and articles thereof; imitation jewellery; coin | 1,532 | 1,152 | -24.8 | 5.9 | 4.7 |
| | 10 | Cereals | 1,374 | 939 | -31.6 | 5.3 | 3.9 |
| | 72 | Iron and steel | 1,360 | 916 | -32.6 | 5.2 | 3.8 |
| | 87 | Vehicles other than railway or tramway rolling stock, and parts and accessories thereof | 708 | 886 | 25.1 | 2.7 | 3.6 |
| | 85 | Electrical machinery and equipment and parts thereof; sound recorders and reproducers, television image and sound recorders and reproducers, and parts and accessories of such articles | 1,046 | 871 | -16.8 | 4.0 | 3.6 |
| | 30 | Pharmaceutical products | 674 | 764 | 13.4 | 2.6 | 3.1 |
| | 02 | Meat and edible meat offal | 573 | 655 | 14.3 | 2.2 | 2.7 |
| | | Total 10 products | 18,125 | 16,755 | -7.6 | 69.9 | 68.7 |
| | TOTAL | 25,927 | 24,382 | -6.0 | 100.0 | 100.0 | |
| Japan | 84 | Nuclear reactors, boilers, machinery and mechanical appliances; parts thereof | 26,203 | 23,965 | -8.5 | 22.2 | 22.0 |
| | 85 | Electrical machinery and equipment and parts thereof; sound recorders and reproducers, television image and sound recorders and reproducers, and parts and accessories of such articles | 22,013 | 21,214 | -3.6 | 18.7 | 19.5 |
| | 87 | Vehicles other than railway or tramway rolling stock, and parts and accessories thereof | 13,397 | 11,139 | -16.9 | 11.4 | 10.2 |
| | 72 | Iron and steel | 11,073 | 10,131 | -8.5 | 9.4 | 9.3 |
| | 39 | Plastics and articles thereof | 5,311 | 5,067 | -4.6 | 4.5 | 4.7 |
| | 73 | Articles of iron or steel | 5,400 | 4,868 | -9.8 | 4.6 | 4.5 |
| | 90 | Optical, photographic, cinematographic, measuring, checking, precision, medical or surgical instruments and apparatus; parts and accessories thereof | 4,164 | 3,809 | -8.5 | 3.5 | 3.5 |
| | 27 | Mineral fuels, mineral oils and products of their distillation; bituminous substances; mineral waxes | 4,380 | 3,610 | -17.6 | 3.7 | 3.3 |
| | 71 | Natural or cultured pearls, precious or semi-precious stones, precious metals, metals clad with precious metal, and articles thereof; imitation jewellery; coin | 2,709 | 2,478 | -8.6 | 2.3 | 2.3 |
| | 74 | Copper and articles thereof | 2,611 | 2,172 | -16.8 | 2.2 | 2.0 |
| | | Total 10 products | 97,262 | 88,452 | -9.1 | 82.5 | 81.3 |
| | TOTAL | 117,904 | 108,818 | -7.7 | 100.0 | 100.0 | |
| Korea, Republic of | 85 | Electrical machinery and equipment and parts thereof; sound recorders and reproducers, television image and sound recorders and reproducers, and parts and accessories of such articles | 27,313 | 24,341 | -10.9 | 33.3 | 30.5 |
| | 27 | Mineral fuels, mineral oils and products of their distillation; bituminous substances; mineral waxes | 14,997 | 17,407 | 16.1 | 18.3 | 21.8 |
| | 84 | Nuclear reactors, boilers, machinery and mechanical appliances; parts thereof | 6,893 | 6,298 | -8.6 | 8.4 | 7.9 |
| | 72 | Iron and steel | 5,319 | 5,018 | -5.7 | 6.5 | 6.3 |
| | 39 | Plastics and articles thereof | 4,111 | 4,351 | 5.8 | 5.0 | 5.5 |
| | 73 | Articles of iron or steel | 2,084 | 1,852 | -11.1 | 2.5 | 2.3 |
| | 87 | Vehicles other than railway or tramway rolling stock, and parts and accessories thereof | 2,006 | 1,743 | -13.1 | 2.4 | 2.2 |
| | 60 | Knitted or crocheted fabrics | 1,337 | 1,454 | 8.8 | 1.6 | 1.8 |
| | 29 | Organic chemicals | 1,518 | 1,395 | -8.1 | 1.8 | 1.7 |
| | 90 | Optical, photographic, cinematographic, measuring, checking, precision, medical or surgical instruments and apparatus; parts and accessories thereof | 1,124 | 1,251 | 11.3 | 1.4 | 1.6 |
| | | Total 10 products | 66,701 | 65,109 | -2.4 | 81.2 | 81.6 |
| | TOTAL | 82,140 | 79,815 | -2.8 | 100.0 | 100.0 | |

| Partners | Code and label, SITC rev. 4, 2-digit level | 2013 | 2014 | 2013/2014 | 2013 | 2014 |
|-------------------|--|-----------------------|-------------|-----------------|----------------------------|------|
| | | Imports (USD Million) | | Growth Rate (%) | Share to Total Imports (%) | |
| New Zealand | 04 Dairy produce; birds' eggs; natural honey; edible products of animal origin, not elsewhere specified or included | 2,124 | 2,317 | 9.1 | 51.8 | 53.5 |
| | 02 Meat and edible meat offal | 202 | 234 | 16.1 | 4.9 | 5.4 |
| | 44 Wood and articles of wood; wood charcoal | 174 | 164 | -5.6 | 4.2 | 3.8 |
| | 47 Pulp of wood or of other fibrous cellulosic material; recovered (waste and scrap) paper or paperboard | 155 | 147 | -5.1 | 3.8 | 3.4 |
| | 08 Edible fruit and nuts; peel of citrus fruits or melons | 123 | 139 | 13.5 | 3.0 | 3.2 |
| | 84 Nuclear reactors, boilers, machinery and mechanical appliances; parts thereof | 109 | 135 | 24.7 | 2.6 | 3.1 |
| | 27 Mineral fuels, mineral oils and products of their distillation; bituminous substances; mineral waxes | 141 | 133 | -5.5 | 3.4 | 3.1 |
| | 35 Albuminoidal substances; modified starches; glues; enzymes | 87 | 128 | 46.7 | 2.1 | 3.0 |
| | 19 Preparations of cereals, flour, starch or milk; pastrycooks' products | 112 | 85 | -23.9 | 2.7 | 2.0 |
| | 72 Iron and steel | 69 | 76 | 9.8 | 1.7 | 1.8 |
| Total 10 products | 3,295 | 3,559 | 8.0 | 80.3 | 82.3 | |
| TOTAL | 4,101 | 4,326 | 5.5 | 100.0 | 100.0 | |
| Pakistan | 52 Cotton | 171 | 192 | 12.6 | 19.8 | 18.7 |
| | 27 Mineral fuels, mineral oils and products of their distillation; bituminous substances; mineral waxes | 30 | 176 | 488.1 | 3.5 | 17.0 |
| | 10 Cereals | 119 | 125 | 4.8 | 13.8 | 12.1 |
| | 03 Fish and crustaceans, molluscs and other aquatic invertebrates | 66 | 83 | 26.5 | 7.6 | 8.0 |
| | 55 Man-made staple fibres | 45 | 62 | 36.3 | 5.2 | 6.0 |
| | 30 Pharmaceutical products | 40 | 54 | 34.4 | 4.7 | 5.3 |
| | 41 Raw hides and skins (other than furskins) and leather | 40 | 54 | 37.1 | 4.6 | 5.3 |
| | 22 Beverages, spirits and vinegar | 46 | 30 | -34.9 | 5.3 | 2.9 |
| | 63 Other made-up textile articles; sets; worn clothing and worn textile articles; rags | 28 | 28 | 3.3 | 3.2 | 2.8 |
| | 08 Edible fruit and nuts; peel of citrus fruits or melons | 8 | 26 | 235.2 | 0.9 | 2.5 |
| Total 10 products | 591 | 830 | 40.3 | 68.4 | 80.5 | |
| TOTAL | 864 | 1,031 | 19.3 | 100.0 | 100.0 | |
| Russia | 27 Mineral fuels, mineral oils and products of their distillation; bituminous substances; mineral waxes | 9,746 | 12,802 | 31.4 | 66.3 | 74.7 |
| | 72 Iron and steel | 1,704 | 1,201 | -29.5 | 11.6 | 7.0 |
| | 75 Nickel and articles thereof | 329 | 1,028 | 212.4 | 2.2 | 6.0 |
| | 31 Fertilisers | 769 | 822 | 6.9 | 5.2 | 4.8 |
| | 71 Natural or cultured pearls, precious or semi-precious stones, precious metals, metals clad with precious metal, and articles thereof; imitation jewellery; coin | 252 | 145 | -42.4 | 1.7 | 0.8 |
| | 76 Aluminium and articles thereof | 120 | 132 | n.a. | 0.8 | 0.8 |
| | 25 Salt; sulphur; earths and stone; plastering materials, lime and cement | 150 | 113 | -24.8 | 1.0 | 0.7 |
| | 74 Copper and articles thereof | 101 | 105 | 4.3 | 0.7 | 0.6 |
| | 10 Cereals | 113 | 99 | -12.3 | 0.8 | 0.6 |
| | 48 Paper and paperboard; articles of paper pulp, of paper or of paperboard | 70 | 96 | 38.2 | 0.5 | 0.6 |
| Total 10 products | 13,354 | 16,545 | 23.9 | 90.8 | 96.6 | |
| TOTAL | 14,706 | 17,128 | 16.5 | 100.0 | 100.0 | |
| USA | 84 Nuclear reactors, boilers, machinery and mechanical appliances; parts thereof | 19,002 | 18,570 | -2.3 | 20.6 | 20.6 |
| | 85 Electrical machinery and equipment and parts thereof; sound recorders and reproducers, television image and sound recorders and reproducers, and parts and accessories of such articles | 18,947 | 18,394 | -2.9 | 20.5 | 20.4 |
| | 88 Aircraft, spacecraft, and parts thereof | 7,760 | 7,707 | -0.7 | 8.4 | 8.6 |
| | 90 Optical, photographic, cinematographic, measuring, checking, precision, medical or surgical instruments and apparatus; parts and accessories thereof | 5,978 | 5,590 | -6.5 | 6.5 | 6.2 |
| | 27 Mineral fuels, mineral oils and products of their distillation; bituminous substances; mineral waxes | 4,676 | 4,245 | -9.2 | 5.1 | 4.7 |
| | 39 Plastics and articles thereof | 2,972 | 2,983 | 0.4 | 3.2 | 3.3 |
| | 38 Miscellaneous chemical products | 2,529 | 2,325 | -8.1 | 2.7 | 2.6 |
| | 71 Natural or cultured pearls, precious or semi-precious stones, precious metals, metals clad with precious metal, and articles thereof; imitation jewellery; coin | 2,533 | 2,244 | -11.4 | 2.7 | 2.5 |
| | 23 Residues and waste from the food industries; prepared animal fodder | 1,828 | 2,138 | 16.9 | 2.0 | 2.4 |
| | 12 Oil seeds and oleaginous fruits; miscellaneous grains, seeds and fruit; industrial or medicinal plants; straw and fodder | 1,740 | 1,982 | 13.9 | 1.9 | 2.2 |
| Total 10 products | 67,965 | 66,177 | -2.6 | 73.6 | 73.5 | |
| TOTAL | 92,346 | 90,054 | -2.5 | 100.0 | 100.0 | |

3

ASEAN Trade by Products

Contents

| | |
|---|----|
| 3A ASEAN Trade, top 100 products at SITC 3-digit level | 49 |
| 3B ASEAN Trade, top 5 SITC 3-digit product groups by SITC 5-digit level | 66 |
| 3C Extra-ASEAN Trade, top 100 products at SITC 3-digit level | 73 |
| 3D Extra-ASEAN Trade, top 5 SITC 3-digit product groups by SITC 5-digit level | 78 |
| 3E Intra-ASEAN Trade, top 100 products at SITC 3-digit level | 82 |
| 3F Intra-ASEAN Trade, top 5 SITC 3-digit product groups by SITC 5-digit level | 87 |
| 3G ASEAN main partners for each top 5 SITC products groups | 90 |




TABLE 3A.1
ASEAN EXPORTS, TOP 100 PRODUCTS AT SITC 3-DIGIT LEVEL
(Products sorted on the basis of 2014 exports values)

| Code and label, SITC rev. 4, 3-digit level | | 2013 | 2014 | 2013/2014 | 2013 | 2014 |
|--|---|----------------------|-----------|-----------------|----------------------|-------|
| | | Value in USD Million | | Growth Rate (%) | Percentage Share (%) | |
| TOTAL ASEAN EXPORTS (Intra+Extra) | | 1,271,128 | 1,292,400 | 1.7 | 100.0 | 100.0 |
| 776 | Thermionic, cold cathode or photo-cathode valves and tubes (e.g., vacuum or vapour or gas-filled valves and tubes, mercury arc rectifying valves and tubes, cathode-ray tubes, television camera tubes); diodes, transistors and similar semiconductor devices; photosensitive semiconductor devices; light-emitting diodes; mounted piezoelectric crystals; electronic integrated circuits and microassemblies; parts thereof | 147,684 | 155,216 | 5.1 | 11.6 | 12.0 |
| 334 | Petroleum oils and oils obtained from bituminous minerals (other than crude); preparations, n.e.s., containing by weight 70% or more of petroleum oils or of oils obtained from bituminous minerals, these oils being the basic constituents of the preparations; waste oils | 103,708 | 97,257 | -6.2 | 8.2 | 7.5 |
| 764 | Telecommunications equipment, n.e.s., and parts, n.e.s., and accessories of apparatus falling within division 76 | 50,637 | 53,486 | 5.6 | 4.0 | 4.1 |
| 343 | Natural gas, whether or not liquefied | 46,589 | 46,189 | -0.9 | 3.7 | 3.6 |
| 752 | Automatic data-processing machines and units thereof; magnetic or optical readers, machines for transcribing data onto data media in coded form and machines for processing such data, n.e.s. | 37,518 | 37,930 | 1.1 | 3.0 | 2.9 |
| 999 | Commodities and transactions not classified elsewhere in the SITC | 38,735 | 37,119 | -4.2 | 3.0 | 2.9 |
| 422 | Fixed vegetable fats and oils, crude, refined or fractionated, other than "soft" | 32,600 | 34,999 | 7.4 | 2.6 | 2.7 |
| 333 | Petroleum oils and oils obtained from bituminous minerals, crude | 34,550 | 31,807 | -7.9 | 2.7 | 2.5 |
| 778 | Electrical machinery and apparatus, n.e.s. | 18,676 | 20,441 | 9.5 | 1.5 | 1.6 |
| 321 | Coal, whether or not pulverized, but not agglomerated | 23,936 | 19,579 | -18.2 | 1.9 | 1.5 |
| 772 | Electrical apparatus for switching or protecting electrical circuits or for making connections to or in electrical circuits (e.g., switches, relays, fuses, lightning arresters, voltage limiters, surge suppressors, plugs and sockets, lamp-holders and junction boxes); electrical resistors (including rheostats and potentiometers), other than heating resistors; printed circuits; boards, panels (including numerical control panels), consoles, desks, cabinets and other bases, equipped with two or more apparatus for switching, protecting or for making connections to or in electrical circuits, for electric control or the distribution of electricity (excluding switching apparatus of subgroup 764.1) | 18,809 | 19,176 | 2.0 | 1.5 | 1.5 |
| 851 | Footwear | 14,212 | 17,333 | 22.0 | 1.1 | 1.3 |
| 751 | Office machines | 14,917 | 16,430 | 10.1 | 1.2 | 1.3 |
| 759 | Parts and accessories (other than covers, carrying cases and the like) suitable for use solely or principally with machines falling within groups 751 and 752 | 18,011 | 15,389 | -14.6 | 1.4 | 1.2 |
| 874 | Measuring, checking, analysing and controlling instruments and apparatus, n.e.s. | 13,477 | 14,491 | 7.5 | 1.1 | 1.1 |
| 231 | Natural rubber, balata, gutta-percha, guayule, chicle and similar natural gums, in primary forms (including latex) or in plates, sheets or strip | 20,414 | 14,200 | -30.4 | 1.6 | 1.1 |
| 784 | Parts and accessories of the motor vehicles of groups 722, 781, 782 and 783 | 13,311 | 13,967 | 4.9 | 1.0 | 1.1 |
| 845 | Articles of apparel, of textile fabrics, whether or not knitted or crocheted, n.e.s. | 12,038 | 13,387 | 11.2 | 0.9 | 1.0 |
| 897 | Jewellery, goldsmiths' and silversmiths' wares, and other articles of precious or semiprecious materials, n.e.s. | 11,176 | 12,678 | 13.4 | 0.9 | 1.0 |
| 571 | Polymers of ethylene, in primary forms | 9,570 | 11,467 | 19.8 | 0.8 | 0.9 |
| 512 | Alcohols, phenols, phenol-alcohols, and their halogenated, sulphonated, nitrated or nitrosated derivatives | 9,883 | 11,125 | 12.6 | 0.8 | 0.9 |
| 782 | Motor vehicles for the transport of goods and special-purpose motor vehicles | 11,151 | 10,904 | -2.2 | 0.9 | 0.8 |
| 821 | Furniture and parts thereof; bedding, mattresses, mattress supports, cushions and similar stuffed furnishings | 9,897 | 10,746 | 8.6 | 0.8 | 0.8 |
| 728 | Other machinery and equipment specialized for particular industries; parts thereof, n.e.s. | 10,141 | 10,293 | 1.5 | 0.8 | 0.8 |
| 892 | Printed matter | 7,365 | 10,199 | 38.5 | 0.6 | 0.8 |

| Code and label, SITC rev. 4, 3-digit level | | 2013 | 2014 | 2013/2014 | 2013 | 2014 |
|--|---|----------------------|-------|-----------------|----------------------|------|
| | | Value in USD Million | | Growth Rate (%) | Percentage Share (%) | |
| 781 | Motor cars and other motor vehicles principally designed for the transport of persons (other than motor vehicles for the transport of ten or more persons, including the driver), including station-wagons and racing cars | 9,487 | 9,933 | 4.7 | 0.7 | 0.8 |
| 741 | Heating and cooling equipment and parts thereof, n.e.s. | 8,691 | 9,302 | 7.0 | 0.7 | 0.7 |
| 511 | Hydrocarbons, n.e.s., and their halogenated, sulphonated, nitrated or nitrosated derivatives | 9,085 | 9,234 | 1.6 | 0.7 | 0.7 |
| 575 | Other plastics, in primary forms | 8,289 | 9,206 | 11.1 | 0.7 | 0.7 |
| 042 | Rice | 7,821 | 9,050 | 15.7 | 0.6 | 0.7 |
| 773 | Equipment for distributing electricity, n.e.s. | 8,460 | 9,024 | 6.7 | 0.7 | 0.7 |
| 098 | Edible products and preparations, n.e.s. | 7,682 | 8,861 | 15.3 | 0.6 | 0.7 |
| 335 | Residual petroleum products, n.e.s., and related materials | 7,053 | 8,240 | 16.8 | 0.6 | 0.6 |
| 037 | Fish, crustaceans, molluscs and other aquatic invertebrates, prepared or preserved, n.e.s. | 8,261 | 8,054 | -2.5 | 0.6 | 0.6 |
| 792 | Aircraft and associated equipment; spacecraft (including satellites) and spacecraft launch vehicles; parts thereof | 9,110 | 8,030 | -11.9 | 0.7 | 0.6 |
| 893 | Articles, n.e.s., of plastics | 7,651 | 7,999 | 4.6 | 0.6 | 0.6 |
| 723 | Civil engineering and contractors' plant and equipment; parts thereof | 8,574 | 7,926 | -7.6 | 0.7 | 0.6 |
| 841 | Men's or boys' coats, capes, jackets, suits, blazers, trousers, shorts, shirts, underwear, nightwear and similar articles of textile fabrics, not knitted or crocheted (other than those of subgroup 845.2) | 7,394 | 7,910 | 7.0 | 0.6 | 0.6 |
| 898 | Musical instruments and parts and accessories thereof; records, tapes and other sound or similar recordings (excluding goods of groups 763 and 883) | 7,245 | 7,598 | 4.9 | 0.6 | 0.6 |
| 761 | Monitors and projectors, not incorporating television reception apparatus; reception apparatus for television, whether or not incorporating radio-broadcast receivers or sound or video recording or reproducing apparatus | 7,884 | 7,456 | -5.4 | 0.6 | 0.6 |
| 036 | Crustaceans, molluscs and aquatic invertebrates, whether in shell or not, fresh (live or dead), chilled, frozen, dried, salted or in brine; crustaceans, in shell, cooked by steaming or boiling in water, whether or not chilled, frozen, dried, salted or in brine; flours, meals and pellets of crustaceans or of aquatic invertebrates, fit for human consumption | 6,494 | 7,327 | 12.8 | 0.5 | 0.6 |
| 651 | Textile yarn | 6,677 | 7,199 | 7.8 | 0.5 | 0.6 |
| 842 | Women's or girls' coats, capes, jackets, suits, trousers, shorts, shirts, dresses and skirts, underwear, nightwear and similar articles of textile fabrics, not knitted or crocheted (other than those of subgroup 845.2) | 6,276 | 7,131 | 13.6 | 0.5 | 0.6 |
| 699 | Manufactures of base metal, n.e.s. | 6,525 | 7,051 | 8.1 | 0.5 | 0.5 |
| 598 | Miscellaneous chemical products, n.e.s. | 7,334 | 6,915 | -5.7 | 0.6 | 0.5 |
| 682 | Copper | 8,299 | 6,761 | -18.5 | 0.7 | 0.5 |
| 713 | Internal combustion piston engines and parts thereof, n.e.s. | 7,251 | 6,717 | -7.4 | 0.6 | 0.5 |
| 667 | Pearls and precious or semiprecious stones, unworked or worked | 4,986 | 6,717 | 34.7 | 0.4 | 0.5 |
| 844 | Women's or girls' coats, capes, jackets, suits, trousers, shorts, shirts, dresses and skirts, underwear, nightwear and similar articles of textile fabrics, knitted or crocheted (other than those of subgroup 845.2) | 6,056 | 6,682 | 10.3 | 0.5 | 0.5 |
| 793 | Ships, boats (including hovercraft) and floating structures | 6,563 | 6,676 | 1.7 | 0.5 | 0.5 |
| 775 | Household-type electrical and non-electrical equipment, n.e.s. | 6,444 | 6,671 | 3.5 | 0.5 | 0.5 |
| 743 | Pumps (other than pumps for liquids), air or other gas compressors and fans; ventilating or recycling hoods incorporating a fan, whether or not fitted with filters; centrifuges; filtering or purifying apparatus; parts thereof | 6,123 | 6,638 | 8.4 | 0.5 | 0.5 |
| 971 | Gold, non-monetary (excluding gold ores and concentrates) | 7,745 | 6,622 | -14.5 | 0.6 | 0.5 |
| 542 | Medicaments (including veterinary medicaments) | 6,028 | 6,616 | 9.8 | 0.5 | 0.5 |
| 057 | Fruit and nuts (not including oil nuts), fresh or dried | 5,585 | 6,614 | 18.4 | 0.4 | 0.5 |
| 625 | Rubber tyres, interchangeable tyre treads, tyre flaps and inner tubes for wheels of all kinds | 6,384 | 6,498 | 1.8 | 0.5 | 0.5 |

| Code and label, SITC rev. 4, 3-digit level | | 2013 | 2014 | 2013/2014 | 2013 | 2014 |
|--|---|----------------------|-------|-----------------|----------------------|------|
| | | Value in USD Million | | Growth Rate (%) | Percentage Share (%) | |
| 771 | Electric power machinery (other than rotating electric plant of group 716) and parts thereof | 6,625 | 6,397 | -3.5 | 0.5 | 0.5 |
| 553 | Perfumery, cosmetic or toilet preparations (excluding soaps) | 6,121 | 6,319 | 3.2 | 0.5 | 0.5 |
| 641 | Paper and paperboard | 5,974 | 6,163 | 3.2 | 0.5 | 0.5 |
| 634 | Veneers, plywood, particle board, and other wood, worked, n.e.s. | 5,613 | 5,866 | 4.5 | 0.4 | 0.5 |
| 872 | Instruments and appliances, n.e.s., for medical, surgical, dental or veterinary purposes | 5,536 | 5,822 | 5.2 | 0.4 | 0.5 |
| 848 | Articles of apparel and clothing accessories of other than textile fabrics; headgear of all materials | 5,473 | 5,521 | 0.9 | 0.4 | 0.4 |
| 574 | Polyacetals, other polyethers and epoxide resins, in primary forms; polycarbonates, alkyd resins, polyallyl esters and other polyesters, in primary forms | 5,136 | 5,504 | 7.2 | 0.4 | 0.4 |
| 679 | Tubes, pipes and hollow profiles, and tube or pipe fittings, of iron or steel | 5,116 | 5,351 | 4.6 | 0.4 | 0.4 |
| 785 | Motor cycles (including mopeds) and cycles, motorized and non-motorized; invalid carriages | 5,685 | 5,324 | -6.3 | 0.4 | 0.4 |
| 071 | Coffee and coffee substitutes | 4,723 | 5,295 | 12.1 | 0.4 | 0.4 |
| 034 | Fish, fresh (live or dead), chilled or frozen | 5,141 | 5,117 | -0.5 | 0.4 | 0.4 |
| 714 | Engines and motors, non-electric (other than those of groups 712, 713 and 718); parts, n.e.s., of these engines and motors | 4,357 | 4,959 | 13.8 | 0.3 | 0.4 |
| 513 | Carboxylic acids and their anhydrides, halides, peroxides and peroxyacids; their halogenated, sulphonated, nitrated or nitrosated derivatives | 4,627 | 4,949 | 7.0 | 0.4 | 0.4 |
| 582 | Plates, sheets, film, foil and strip, of plastics | 4,724 | 4,932 | 4.4 | 0.4 | 0.4 |
| 884 | Optical goods, n.e.s. | 4,716 | 4,727 | 0.2 | 0.4 | 0.4 |
| 515 | Organo-inorganic compounds, heterocyclic compounds, nucleic acids and their salts, and sulphonamides | 5,036 | 4,724 | -6.2 | 0.4 | 0.4 |
| 716 | Rotating electric plant and parts thereof, n.e.s. | 4,506 | 4,575 | 1.5 | 0.4 | 0.4 |
| 635 | Wood manufactures, n.e.s. | 4,500 | 4,508 | 0.2 | 0.4 | 0.3 |
| 514 | Nitrogen-function compounds | 4,675 | 4,394 | -6.0 | 0.4 | 0.3 |
| 843 | Men's or boys' coats, capes, jackets, suits, blazers, trousers, shorts, shirts, underwear, nightwear and similar articles of textile fabrics, knitted or crocheted (other than those of subgroup 845.2) | 3,904 | 4,373 | 12.0 | 0.3 | 0.3 |
| 621 | Materials of rubber (e.g., pastes, plates, sheets, rods, thread, tubes, of rubber) | 5,226 | 4,065 | -22.2 | 0.4 | 0.3 |
| 687 | Tin | 4,228 | 3,964 | -6.3 | 0.3 | 0.3 |
| 899 | Miscellaneous manufactured articles, n.e.s. | 3,737 | 3,886 | 4.0 | 0.3 | 0.3 |
| 831 | Trunks, suitcases, vanity cases, executive cases, briefcases, school satchels, spectacle cases, binocular cases, camera cases, musical instrument cases, gun cases, holsters and similar containers; travelling bags, insulated food or beverages bags, toilet bags, rucksacks, handbags, shopping bags, wallets, purses, map cases, cigarette cases, tobacco pouches, tool bags, sports bags, bottle cases, jewellery boxes, powder boxes, cutlery cases and similar containers, of leather or of composition leather, of sheeting of plastics, of textile materials, of vulcanized fibre or of paperboard, or wholly or mainly covered with such materials or with paper; travel sets for personal toilet, sewing or shoe or clothes cleaning | 2,949 | 3,826 | 29.7 | 0.2 | 0.3 |
| 112 | Alcoholic beverages | 3,704 | 3,735 | 0.9 | 0.3 | 0.3 |
| 061 | Sugars, molasses and honey | 4,206 | 3,734 | -11.2 | 0.3 | 0.3 |
| 081 | Feeding stuff for animals (not including unmilled cereals) | 3,584 | 3,725 | 4.0 | 0.3 | 0.3 |
| 054 | Vegetables, fresh, chilled, frozen or simply preserved (including dried leguminous vegetables); roots, tubers and other edible vegetable products, n.e.s., fresh or dried | 3,414 | 3,663 | 7.3 | 0.3 | 0.3 |
| 894 | Baby carriages, toys, games and sporting goods | 3,402 | 3,528 | 3.7 | 0.3 | 0.3 |
| 541 | Medicinal and pharmaceutical products, other than medicaments of group 542 | 3,342 | 3,454 | 3.4 | 0.3 | 0.3 |
| 684 | Aluminium | 3,065 | 3,386 | 10.5 | 0.2 | 0.3 |
| 592 | Starches, inulin and wheat gluten; albuminoidal substances; glues | 3,136 | 3,345 | 6.7 | 0.2 | 0.3 |

| Code and label, SITC rev. 4, 3-digit level | | 2013 | 2014 | 2013/2014 | 2013 | 2014 |
|--|---|----------------------|-----------|-----------------|----------------------|------|
| | | Value in USD Million | | Growth Rate (%) | Percentage Share (%) | |
| 284 | Nickel ores and concentrates; nickel mattes, nickel oxide sinters and other intermediate products of nickel metallurgy | 3,626 | 3,281 | -9.5 | 0.3 | 0.3 |
| 691 | Structures and parts of structures, n.e.s., of iron, steel or aluminium | 3,293 | 3,272 | -0.6 | 0.3 | 0.3 |
| 248 | Wood, simply worked, and railway sleepers of wood | 3,012 | 3,255 | 8.1 | 0.2 | 0.3 |
| 554 | Soap, cleansing and polishing preparations | 3,093 | 3,241 | 4.8 | 0.2 | 0.3 |
| 283 | Copper ores and concentrates; copper mattes; cement copper | 4,593 | 3,174 | -30.9 | 0.4 | 0.2 |
| 881 | Photographic apparatus and equipment, n.e.s. | 2,868 | 3,169 | 10.5 | 0.2 | 0.2 |
| 747 | Taps, cocks, valves and similar appliances for pipes, boiler shells, tanks, vats or the like, including pressure-reducing valves and thermostatically controlled valves | 2,487 | 3,027 | 21.7 | 0.2 | 0.2 |
| 762 | Reception apparatus for radio-broadcasting, whether or not combined, in the same housing, with sound recording or reproducing apparatus or a clock | 2,820 | 3,017 | 7.0 | 0.2 | 0.2 |
| 072 | Cocoa | 2,436 | 2,934 | 20.4 | 0.2 | 0.2 |
| 885 | Watches and clocks | 2,674 | 2,842 | 6.3 | 0.2 | 0.2 |
| 642 | Paper and paperboard, cut to size or shape, and articles of paper or paperboard | 2,770 | 2,819 | 1.8 | 0.2 | 0.2 |
| 122 | Tobacco, manufactured (whether or not containing tobacco substitutes) | 2,517 | 2,814 | 11.8 | 0.2 | 0.2 |
| Total top 100 products | | 1,138,826 | 1,158,444 | 1.7 | 89.6 | 89.6 |

TABLE 3A.2
ASEAN IMPORTS, TOP 100 PRODUCTS AT SITC 3-DIGIT LEVEL
(Products sorted on the basis of 2014 imports values)

| Code and label, SITC rev. 4, 3-digit level | | 2013 | 2014 | 2013/2014 | 2013 | 2014 |
|--|---|----------------------|-----------|-----------------|----------------------|-------|
| | | Value in USD Million | | Growth Rate (%) | Percentage Share (%) | |
| TOTAL ASEAN IMPORTS (Intra+Extra) | | 1,240,388 | 1,236,216 | -0.3 | 100.0 | 100.0 |
| 334 | Petroleum oils and oils obtained from bituminous minerals (other than crude); preparations, n.e.s., containing by weight 70% or more of petroleum oils or of oils obtained from bituminous minerals, these oils being the basic constituents of the preparations; waste oils | 144,341 | 144,667 | 0.2 | 11.6 | 11.7 |
| 776 | Thermionic, cold cathode or photo-cathode valves and tubes (e.g., vacuum or vapour or gas-filled valves and tubes, mercury arc rectifying valves and tubes, cathode-ray tubes, television camera tubes); diodes, transistors and similar semiconductor devices; photosensitive semiconductor devices; light-emitting diodes; mounted piezoelectric crystals; electronic integrated circuits and microassemblies; parts thereof | 129,089 | 129,051 | 0.0 | 10.4 | 10.4 |
| 333 | Petroleum oils and oils obtained from bituminous minerals, crude | 101,455 | 95,211 | -6.2 | 8.2 | 7.7 |
| 764 | Telecommunications equipment, n.e.s., and parts, n.e.s., and accessories of apparatus falling within division 76 | 46,086 | 46,217 | 0.3 | 3.7 | 3.7 |
| 772 | Electrical apparatus for switching or protecting electrical circuits or for making connections to or in electrical circuits (e.g., switches, relays, fuses, lightning arresters, voltage limiters, surge suppressors, plugs and sockets, lamp-holders and junction boxes); electrical resistors (including rheostats and potentiometers), other than heating resistors; printed circuits; boards, panels (including numerical control panels), consoles, desks, cabinets and other bases, equipped with two or more apparatus for switching, protecting or for making connections to or in electrical circuits, for electric control or the distribution of electricity (excluding switching apparatus of subgroup 764.1) | 23,424 | 22,914 | -2.2 | 1.9 | 1.9 |
| 778 | Electrical machinery and apparatus, n.e.s. | 19,044 | 17,742 | -6.8 | 1.5 | 1.4 |
| 792 | Aircraft and associated equipment; spacecraft (including satellites) and spacecraft launch vehicles; parts thereof | 21,208 | 17,594 | -17.0 | 1.7 | 1.4 |
| 752 | Automatic data-processing machines and units thereof; magnetic or optical readers, machines for transcribing data onto data media in coded form and machines for processing such data, n.e.s. | 17,365 | 16,244 | -6.5 | 1.4 | 1.3 |
| 728 | Other machinery and equipment specialized for particular industries; parts thereof, n.e.s. | 15,184 | 15,780 | 3.9 | 1.2 | 1.3 |
| 784 | Parts and accessories of the motor vehicles of groups 722, 781, 782 and 783 | 17,188 | 14,768 | -14.1 | 1.4 | 1.2 |

| Code and label, SITC rev. 4, 3-digit level | | 2013 | 2014 | 2013/2014 | 2013 | 2014 |
|--|---|----------------------|--------|-----------------|----------------------|------|
| | | Value in USD Million | | Growth Rate (%) | Percentage Share (%) | |
| 874 | Measuring, checking, analysing and controlling instruments and apparatus, n.e.s. | 14,261 | 14,024 | -1.7 | 1.1 | 1.1 |
| 999 | Commodities and transactions not classified elsewhere in the SITC | 10,745 | 13,067 | 21.6 | 0.9 | 1.1 |
| 343 | Natural gas, whether or not liquefied | 12,207 | 13,060 | 7.0 | 1.0 | 1.1 |
| 759 | Parts and accessories (other than covers, carrying cases and the like) suitable for use solely or principally with machines falling within groups 751 and 752 | 14,634 | 12,980 | -11.3 | 1.2 | 1.0 |
| 971 | Gold, non-monetary (excluding gold ores and concentrates) | 20,766 | 12,759 | -38.6 | 1.7 | 1.0 |
| 081 | Feeding stuff for animals (not including unmilled cereals) | 11,184 | 12,210 | 9.2 | 0.9 | 1.0 |
| 699 | Manufactures of base metal, n.e.s. | 11,236 | 11,849 | 5.5 | 0.9 | 1.0 |
| 575 | Other plastics, in primary forms | 10,396 | 11,343 | 9.1 | 0.8 | 0.9 |
| 682 | Copper | 12,309 | 10,181 | -17.3 | 1.0 | 0.8 |
| 723 | Civil engineering and contractors' plant and equipment; parts thereof | 11,539 | 10,106 | -12.4 | 0.9 | 0.8 |
| 673 | Flat-rolled products of iron or non-alloy steel, not clad, plated or coated | 12,640 | 9,941 | -21.4 | 1.0 | 0.8 |
| 714 | Engines and motors, non-electric (other than those of groups 712, 713 and 718); parts, n.e.s., of these engines and motors | 10,238 | 9,914 | -3.2 | 0.8 | 0.8 |
| 655 | Knitted or crocheted fabrics (including tubular knit fabrics, n.e.s., pile fabrics and openwork fabrics), n.e.s. | 6,596 | 9,752 | 47.9 | 0.5 | 0.8 |
| 781 | Motor cars and other motor vehicles principally designed for the transport of persons (other than motor vehicles for the transport of ten or more persons, including the driver), including station-wagons and racing cars | 10,487 | 9,689 | -7.6 | 0.8 | 0.8 |
| 743 | Pumps (other than pumps for liquids), air or other gas compressors and fans; ventilating or recycling hoods incorporating a fan, whether or not fitted with filters; centrifuges; filtering or purifying apparatus; parts thereof | 8,735 | 9,594 | 9.8 | 0.7 | 0.8 |
| 676 | Iron and steel bars, rods, angles, shapes and sections (including sheet piling) | 8,778 | 9,462 | 7.8 | 0.7 | 0.8 |
| 598 | Miscellaneous chemical products, n.e.s. | 8,943 | 9,207 | 3.0 | 0.7 | 0.7 |
| 751 | Office machines | 8,636 | 9,038 | 4.7 | 0.7 | 0.7 |
| 741 | Heating and cooling equipment and parts thereof, n.e.s. | 8,334 | 8,923 | 7.1 | 0.7 | 0.7 |
| 679 | Tubes, pipes and hollow profiles, and tube or pipe fittings, of iron or steel | 9,798 | 8,528 | -13.0 | 0.8 | 0.7 |
| 713 | Internal combustion piston engines and parts thereof, n.e.s. | 9,912 | 8,394 | -15.3 | 0.8 | 0.7 |
| 684 | Aluminium | 7,725 | 8,299 | 7.4 | 0.6 | 0.7 |
| 571 | Polymers of ethylene, in primary forms | 7,113 | 8,238 | 15.8 | 0.6 | 0.7 |
| 893 | Articles, n.e.s., of plastics | 7,717 | 8,123 | 5.3 | 0.6 | 0.7 |
| 653 | Fabrics, woven, of man-made textile materials (not including narrow or special fabrics) | 6,144 | 7,819 | 27.3 | 0.5 | 0.6 |
| 542 | Medicaments (including veterinary medicaments) | 7,362 | 7,785 | 5.7 | 0.6 | 0.6 |
| 675 | Flat-rolled products of alloy steel | 6,177 | 7,715 | 24.9 | 0.5 | 0.6 |
| 744 | Mechanical handling equipment and parts thereof, n.e.s. | 7,518 | 7,706 | 2.5 | 0.6 | 0.6 |
| 562 | Fertilizers (other than those of group 272) | 8,387 | 7,668 | -8.6 | 0.7 | 0.6 |
| 716 | Rotating electric plant and parts thereof, n.e.s. | 6,716 | 7,586 | 12.9 | 0.5 | 0.6 |
| 641 | Paper and paperboard | 7,075 | 7,281 | 2.9 | 0.6 | 0.6 |
| 773 | Equipment for distributing electricity, n.e.s. | 6,992 | 7,162 | 2.4 | 0.6 | 0.6 |
| 511 | Hydrocarbons, n.e.s., and their halogenated, sulphonated, nitrated or nitrosated derivatives | 7,107 | 7,081 | -0.4 | 0.6 | 0.6 |
| 897 | Jewellery, goldsmiths' and silversmiths' wares, and other articles of precious or semiprecious materials, n.e.s. | 6,426 | 6,415 | -0.2 | 0.5 | 0.5 |
| 098 | Edible products and preparations, n.e.s. | 6,423 | 6,402 | -0.3 | 0.5 | 0.5 |
| 771 | Electric power machinery (other than rotating electric plant of group 716) and parts thereof | 6,202 | 6,145 | -0.9 | 0.5 | 0.5 |

| Code and label, SITC rev. 4, 3-digit level | | 2013 | 2014 | 2013/2014 | 2013 | 2014 |
|--|---|----------------------|-------|-----------------|----------------------|------|
| | | Value in USD Million | | Growth Rate (%) | Percentage Share (%) | |
| 582 | Plates, sheets, film, foil and strip, of plastics | 5,684 | 6,137 | 8.0 | 0.5 | 0.5 |
| 747 | Taps, cocks, valves and similar appliances for pipes, boiler shells, tanks, vats or the like, including pressure-reducing valves and thermostatically controlled valves | 5,360 | 5,969 | 11.4 | 0.4 | 0.5 |
| 512 | Alcohols, phenols, phenol-alcohols, and their halogenated, sulphonated, nitrated or nitrosated derivatives | 5,494 | 5,902 | 7.4 | 0.4 | 0.5 |
| 674 | Flat-rolled products of iron or non-alloy steel, clad, plated or coated | 6,013 | 5,647 | -6.1 | 0.5 | 0.5 |
| 342 | Liquefied propane and butane | 5,832 | 5,519 | -5.4 | 0.5 | 0.4 |
| 022 | Milk and cream and milk products other than butter or cheese | 4,872 | 5,417 | 11.2 | 0.4 | 0.4 |
| 574 | Polyacetals, other polyethers and epoxide resins, in primary forms; polycarbonates, alkyd resins, polyallyl esters and other polyesters, in primary forms | 5,016 | 5,229 | 4.2 | 0.4 | 0.4 |
| 782 | Motor vehicles for the transport of goods and special-purpose motor vehicles | 5,291 | 5,161 | -2.5 | 0.4 | 0.4 |
| 553 | Perfumery, cosmetic or toilet preparations (excluding soaps) | 4,954 | 5,143 | 3.8 | 0.4 | 0.4 |
| 041 | Wheat (including spelt) and meslin, unmilled | 4,892 | 4,926 | 0.7 | 0.4 | 0.4 |
| 533 | Pigments, paints, varnishes and related materials | 4,361 | 4,583 | 5.1 | 0.4 | 0.4 |
| 793 | Ships, boats (including hovercraft) and floating structures | 7,337 | 4,574 | -37.7 | 0.6 | 0.4 |
| 541 | Medicinal and pharmaceutical products, other than medicaments of group 542 | 4,141 | 4,501 | 8.7 | 0.3 | 0.4 |
| 683 | Nickel | 2,682 | 4,448 | 65.8 | 0.2 | 0.4 |
| 321 | Coal, whether or not pulverized, but not agglomerated | 4,316 | 4,442 | 2.9 | 0.3 | 0.4 |
| 898 | Musical instruments and parts and accessories thereof; records, tapes and other sound or similar recordings (excluding goods of groups 763 and 883) | 4,850 | 4,407 | -9.1 | 0.4 | 0.4 |
| 657 | Special yarns, special textile fabrics and related products | 4,020 | 4,387 | 9.1 | 0.3 | 0.4 |
| 672 | Ingots and other primary forms, of iron or steel; semi-finished products of iron or steel | 4,690 | 4,374 | -6.7 | 0.4 | 0.4 |
| 724 | Textile and leather machinery and parts thereof, n.e.s. | 3,419 | 4,351 | 27.3 | 0.3 | 0.4 |
| 872 | Instruments and appliances, n.e.s., for medical, surgical, dental or veterinary purposes | 4,182 | 4,229 | 1.1 | 0.3 | 0.3 |
| 522 | Inorganic chemical elements, oxides and halogen salts | 4,252 | 4,173 | -1.9 | 0.3 | 0.3 |
| 785 | Motor cycles (including mopeds) and cycles, motorized and non-motorized; invalid carriages | 4,309 | 4,155 | -3.6 | 0.3 | 0.3 |
| 667 | Pearls and precious or semiprecious stones, unworked or worked | 3,464 | 4,145 | 19.7 | 0.3 | 0.3 |
| 222 | Oil-seeds and oleaginous fruits of a kind used for the extraction of "soft" fixed vegetable oils (excluding flours and meals) | 3,851 | 4,016 | 4.3 | 0.3 | 0.3 |
| 745 | Non-electrical machinery, tools and mechanical apparatus and parts thereof, n.e.s. | 3,709 | 3,983 | 7.4 | 0.3 | 0.3 |
| 513 | Carboxylic acids and their anhydrides, halides, peroxides and peroxyacids; their halogenated, sulphonated, nitrated or nitrosated derivatives | 3,755 | 3,976 | 5.9 | 0.3 | 0.3 |
| 515 | Organo-inorganic compounds, heterocyclic compounds, nucleic acids and their salts, and sulphonamides | 4,063 | 3,962 | -2.5 | 0.3 | 0.3 |
| 742 | Pumps for liquids, whether or not fitted with a measuring device; liquid elevators; parts for such pumps and liquid elevators | 3,941 | 3,949 | 0.2 | 0.3 | 0.3 |
| 034 | Fish, fresh (live or dead), chilled or frozen | 4,189 | 3,776 | -9.9 | 0.3 | 0.3 |
| 057 | Fruit and nuts (not including oil nuts), fresh or dried | 3,403 | 3,751 | 10.2 | 0.3 | 0.3 |
| 695 | Tools for use in the hand or in machines | 3,723 | 3,712 | -0.3 | 0.3 | 0.3 |
| 885 | Watches and clocks | 3,531 | 3,703 | 4.9 | 0.3 | 0.3 |
| 651 | Textile yarn | 3,366 | 3,666 | 8.9 | 0.3 | 0.3 |
| 652 | Cotton fabrics, woven (not including narrow or special fabrics) | 3,307 | 3,662 | 10.7 | 0.3 | 0.3 |
| 691 | Structures and parts of structures, n.e.s., of iron, steel or aluminium | 3,426 | 3,650 | 6.6 | 0.3 | 0.3 |
| 112 | Alcoholic beverages | 3,707 | 3,627 | -2.1 | 0.3 | 0.3 |

| Code and label, SITC rev. 4, 3-digit level | | 2013 | 2014 | 2013/2014 | 2013 | 2014 |
|--|--|----------------------|-----------|-----------------|----------------------|------|
| | | Value in USD Million | | Growth Rate (%) | Percentage Share (%) | |
| 749 | Non-electric parts and accessories of machinery, n.e.s. | 3,521 | 3,618 | 2.8 | 0.3 | 0.3 |
| 061 | Sugars, molasses and honey | 3,938 | 3,567 | -9.4 | 0.3 | 0.3 |
| 263 | Cotton | 3,413 | 3,529 | 3.4 | 0.3 | 0.3 |
| 748 | Transmission shafts (including camshafts and crankshafts) and cranks; bearing housings and plain shaft bearings; gears and gearing; ball or roller screws; gearboxes and other speed changers (including torque converters); flywheels and pulleys (including pulley blocks); clutches and shaft couplings (including universal joints); articulated link chain; parts thereof | 3,700 | 3,480 | -5.9 | 0.3 | 0.3 |
| 516 | Other organic chemicals | 3,174 | 3,273 | 3.1 | 0.3 | 0.3 |
| 884 | Optical goods, n.e.s. | 2,997 | 3,249 | 8.4 | 0.2 | 0.3 |
| 044 | Maize (not including sweet corn), unmilled | 2,789 | 3,239 | 16.1 | 0.2 | 0.3 |
| 694 | Nails, screws, nuts, bolts, rivets and the like, of iron, steel, copper or aluminium | 3,237 | 3,217 | -0.6 | 0.3 | 0.3 |
| 775 | Household-type electrical and non-electrical equipment, n.e.s. | 3,061 | 3,205 | 4.7 | 0.2 | 0.3 |
| 899 | Miscellaneous manufactured articles, n.e.s. | 3,044 | 3,178 | 4.4 | 0.2 | 0.3 |
| 251 | Pulp and waste paper | 3,007 | 3,170 | 5.4 | 0.2 | 0.3 |
| 232 | Synthetic rubber; reclaimed rubber; waste, parings and scrap of unhardened rubber | 3,370 | 3,150 | -6.5 | 0.3 | 0.3 |
| 731 | Machine tools working by removing metal or other material | 3,029 | 3,146 | 3.9 | 0.2 | 0.3 |
| 761 | Monitors and projectors, not incorporating television reception apparatus; reception apparatus for television, whether or not incorporating radio-broadcast receivers or sound or video recording or reproducing apparatus | 3,160 | 3,112 | -1.5 | 0.3 | 0.3 |
| 514 | Nitrogen-function compounds | 2,973 | 3,026 | 1.8 | 0.2 | 0.2 |
| 611 | Leather | 2,278 | 3,021 | 32.6 | 0.2 | 0.2 |
| 282 | Ferrous waste and scrap; remelting scrap ingots of iron or steel | 3,270 | 2,956 | -9.6 | 0.3 | 0.2 |
| 821 | Furniture and parts thereof; bedding, mattresses, mattress supports, cushions and similar stuffed furnishings | 2,831 | 2,943 | 4.0 | 0.2 | 0.2 |
| Total top 100 products | | 1,086,032 | 1,074,961 | -1.0 | 87.6 | 87.0 |

TABLE 3A.3
ASEAN EXPORTS OF TOP 100 PRODUCTS AT SITC 3-DIGIT LEVEL AND THEIR INTRA- AND EXTRA-ASEAN SHARES
(Products sorted on the basis of 2014 exports values)

| Code and label, SITC rev. 4, 3-digit level | Value in USD Million | | Share to Total Exports (%) | | | |
|--|-----------------------------|-----------|----------------------------|-------------|-------------|-------------|
| | 2013 | 2014 | 2013 | | 2014 | |
| | Total Exports (Intra+Extra) | | Intra-ASEAN | Extra-ASEAN | Intra-ASEAN | Extra-ASEAN |
| ASEAN EXPORTS | 1,271,128 | 1,292,400 | 26.0 | 74.0 | 25.5 | 74.5 |
| 776 Thermionic, cold cathode or photo-cathode valves and tubes (e.g., vacuum or vapour or gas-filled valves and tubes, mercury arc rectifying valves and tubes, cathode-ray tubes, television camera tubes); diodes, transistors and similar semiconductor devices; photosensitive semiconductor devices; light-emitting diodes; mounted piezoelectric crystals; electronic integrated circuits and microassemblies; parts thereof | 147,684 | 155,216 | 19.8 | 78.1 | 38.8 | 80.9 |
| 334 Petroleum oils and oils obtained from bituminous minerals (other than crude); preparations, n.e.s., containing by weight 70% or more of petroleum oils or of oils obtained from bituminous minerals, these oils being the basic constituents of the preparations; waste oils | 103,708 | 97,257 | 57.8 | 41.7 | 30.4 | 45.2 |
| 764 Telecommunications equipment, n.e.s., and parts, n.e.s., and accessories of apparatus falling within division 76 | 50,637 | 53,486 | 19.2 | 80.6 | 17.7 | 69.7 |
| 343 Natural gas, whether or not liquefied | 46,589 | 46,189 | 20.5 | 79.5 | 19.3 | 80.0 |
| 752 Automatic data-processing machines and units thereof; magnetic or optical readers, machines for transcribing data onto data media in coded form and machines for processing such data, n.e.s. | 37,518 | 37,930 | 14.9 | 85.9 | 22.8 | 88.8 |
| 999 Commodities and transactions not classified elsewhere in the SITC | 38,735 | 37,119 | 20.8 | 68.4 | 17.2 | 88.3 |
| 422 Fixed vegetable fats and oils, crude, refined or fractionated, other than "soft" | 32,600 | 34,999 | 9.8 | 90.2 | 17.6 | 89.3 |

| Code and label, SITC rev. 4, 3-digit level | Value in USD Million | | Share to Total Exports (%) | | | |
|--|-----------------------------|--------|----------------------------|-------------|-------------|-------------|
| | 2013 | 2014 | 2013 | | 2014 | |
| | Total Exports (Intra+Extra) | | Intra-ASEAN | Extra-ASEAN | Intra-ASEAN | Extra-ASEAN |
| 333 Petroleum oils and oils obtained from bituminous minerals, crude | 34,550 | 31,807 | 9.5 | 59.8 | 18.9 | 72.8 |
| 778 Electrical machinery and apparatus, n.e.s. | 18,676 | 20,441 | 11.1 | 98.2 | 25.1 | 81.5 |
| 321 Coal, whether or not pulverized, but not agglomerated | 23,936 | 19,579 | 25.4 | 53.2 | 25.0 | 84.6 |
| 772 Electrical apparatus for switching or protecting electrical circuits or for making connections to or in electrical circuits (e.g., switches, relays, fuses, lightning arresters, voltage limiters, surge suppressors, plugs and sockets, lamp-holders and junction boxes); electrical resistors (including rheostats and potentiometers), other than heating resistors; printed circuits; boards, panels (including numerical control panels), consoles, desks, cabinets and other bases, equipped with two or more apparatus for switching, protecting or for making connections to or in electrical circuits, for electric control or the distribution of electricity (excluding swithching apparatus of subgroup 764.1) | 18,809 | 19,176 | 31.8 | 66.4 | 24.0 | 73.3 |
| 851 Footwear | 14,212 | 17,333 | 45.9 | 80.9 | 23.4 | 78.5 |
| 751 Office machines | 14,917 | 16,430 | 17.3 | 80.4 | 24.5 | 79.1 |
| 759 Parts and accessories (other than covers, carrying cases and the like) suitable for use solely or principally with machines falling within groups 751 and 752 | 18,011 | 15,389 | 3.9 | 75.0 | 26.0 | 84.2 |
| 874 Measuring, checking, analysing and controlling instruments and apparatus, n.e.s. | 13,477 | 14,491 | 24.2 | 76.0 | 25.8 | 87.7 |
| 231 Natural rubber, balata, gutta-percha, guayule, chicle and similar natural gums, in primary forms (including latex) or in plates, sheets or strip | 20,414 | 14,200 | 23.6 | 41.4 | 26.0 | 78.7 |
| 784 Parts and accessories of the motor vehicles of groups 722, 781, 782 and 783 | 13,311 | 13,967 | 3.2 | 87.7 | 26.1 | 79.7 |
| 845 Articles of apparel, of textile fabrics, whether or not knitted or crocheted, n.e.s. | 12,038 | 13,387 | 10.0 | 82.8 | 26.1 | 74.2 |
| 897 Jewellery, goldsmiths' and silversmiths' wares, and other articles of precious or semiprecious materials, n.e.s. | 11,176 | 12,678 | 16.0 | 83.8 | 27.1 | 74.1 |
| 571 Polymers of ethylene, in primary forms | 9,570 | 11,467 | 27.3 | 78.3 | 29.9 | 79.1 |
| 512 Alcohols, phenols, phenol-alcohols, and their halogenated, sulphonated, nitrated or nitrosated derivatives | 9,883 | 11,125 | 8.2 | 91.9 | 30.2 | 81.2 |
| 782 Motor vehicles for the transport of goods and special-purpose motor vehicles | 11,151 | 10,904 | 21.1 | 67.5 | 27.5 | 78.0 |
| 821 Furniture and parts thereof; bedding, mattresses, mattress supports, cushions and similar stuffed furnishings | 9,897 | 10,746 | 31.7 | 65.0 | 27.2 | 72.8 |
| 728 Other machinery and equipment specialized for particular industries; parts thereof, n.e.s. | 10,141 | 10,293 | 38.3 | 55.3 | 27.4 | 75.6 |
| 892 Printed matter | 7,365 | 10,199 | 24.1 | 99.6 | 26.2 | 75.6 |
| 781 Motor cars and other motor vehicles principally designed for the transport of persons (other than motor vehicles for the transport of ten or more persons, including the driver), including station-wagons and racing cars | 9,487 | 9,933 | 34.1 | 61.7 | 26.4 | 77.3 |
| 741 Heating and cooling equipment and parts thereof, n.e.s. | 8,691 | 9,302 | 29.8 | 70.2 | 27.9 | 76.6 |
| 511 Hydrocarbons, n.e.s., and their halogenated, sulphonated, nitrated or nitrosated derivatives | 9,085 | 9,234 | 54.7 | 39.7 | 27.9 | 76.9 |
| 575 Other plastics, in primary forms | 8,289 | 9,206 | 23.4 | 78.5 | 27.3 | 75.6 |
| 042 Rice | 7,821 | 9,050 | 35.7 | 70.5 | 26.7 | 74.4 |
| 773 Equipment for distributing electricity, n.e.s. | 8,460 | 9,024 | 37.2 | 60.8 | 26.8 | 74.4 |
| 098 Edible products and preparations, n.e.s. | 7,682 | 8,861 | 4.9 | 102.6 | 25.5 | 74.3 |
| 335 Residual petroleum products, n.e.s., and related materials | 7,053 | 8,240 | 25.6 | 86.1 | 26.9 | 79.8 |
| 037 Fish, crustaceans, molluscs and other aquatic invertebrates, prepared or preserved, n.e.s. | 8,261 | 8,054 | 15.0 | 79.7 | 27.3 | 81.2 |
| 792 Aircraft and associated equipment; spacecraft (including satellites) and spacecraft launch vehicles; parts thereof | 9,110 | 8,030 | 27.1 | 58.0 | 26.1 | 80.1 |
| 893 Articles, n.e.s., of plastics | 7,651 | 7,999 | 30.1 | 70.3 | 25.9 | 73.9 |
| 723 Civil engineering and contractors' plant and equipment; parts thereof | 8,574 | 7,926 | 39.4 | 50.1 | 25.5 | 73.3 |
| 841 Men's or boys' coats, capes, jackets, suits, blazers, trousers, shorts, shirts, underwear, nightwear and similar articles of textile fabrics, not knitted or crocheted (other than those of subgroup 845.2) | 7,394 | 7,910 | 2.6 | 97.4 | 24.6 | 72.8 |
| 898 Musical instruments and parts and accessories thereof, records, tapes and other sound or similar recordings (excluding goods of groups 763 and 883) | 7,245 | 7,598 | 42.1 | 59.6 | 25.5 | 75.1 |

| Code and label, SITC rev. 4, 3-digit level | Value in USD Million | | Share to Total Exports (%) | | | | |
|--|---|-------|----------------------------|-------------|-------------|-------------|------|
| | 2013 | 2014 | 2013 | | 2014 | | |
| | Total Exports (Intra+Extra) | | Intra-ASEAN | Extra-ASEAN | Intra-ASEAN | Extra-ASEAN | |
| 761 | Monitors and projectors, not incorporating television reception apparatus; reception apparatus for television, whether or not incorporating radio-broadcast receivers or sound or video recording or reproducing apparatus | 7,884 | 7,456 | 26.5 | 66.6 | 26.0 | 75.8 |
| 036 | Crustaceans, molluscs and aquatic invertebrates, whether in shell or not, fresh (live or dead), chilled, frozen, dried, salted or in brine; crustaceans, in shell, cooked by steaming or boiling in water, whether or not chilled, frozen, dried, salted or in brine; flours, meals and pellets of crustaceans or of aquatic invertebrates, fit for human consumption | 6,494 | 7,327 | 48.9 | 62.8 | 26.0 | 77.0 |
| 651 | Textile yarn | 6,677 | 7,199 | 29.9 | 77.3 | 26.1 | 77.8 |
| 842 | Women's or girls' coats, capes, jackets, suits, trousers, shorts, shirts, dresses and skirts, underwear, nightwear and similar articles of textile fabrics, not knitted or crocheted (other than those of subgroup 845.2) | 6,276 | 7,131 | 66.6 | 45.8 | 25.9 | 78.3 |
| 699 | Manufactures of base metal, n.e.s. | 6,525 | 7,051 | 11.5 | 90.9 | 25.8 | 75.7 |
| 598 | Miscellaneous chemical products, n.e.s. | 7,334 | 6,915 | 20.3 | 70.0 | 24.8 | 76.4 |
| 682 | Copper | 8,299 | 6,761 | 33.8 | 45.2 | 25.1 | 78.1 |
| 713 | Internal combustion piston engines and parts thereof, n.e.s. | 7,251 | 6,717 | 38.2 | 51.8 | 25.2 | 78.4 |
| 667 | Pearls and precious or semiprecious stones, unworked or worked | 4,986 | 6,717 | 26.3 | 102.9 | 24.1 | 77.4 |
| 844 | Women's or girls' coats, capes, jackets, suits, trousers, shorts, shirts, dresses and skirts, underwear, nightwear and similar articles of textile fabrics, knitted or crocheted (other than those of subgroup 845.2) | 6,056 | 6,682 | 21.9 | 83.5 | 23.4 | 77.8 |
| 793 | Ships, boats (including hovercraft) and floating structures | 6,563 | 6,676 | 2.3 | 93.4 | 22.5 | 77.4 |
| 775 | Household-type electrical and non-electrical equipment, n.e.s. | 6,444 | 6,671 | 31.6 | 63.4 | 22.3 | 75.6 |
| 743 | Pumps (other than pumps for liquids), air or other gas compressors and fans; ventilating or recycling hoods incorporating a fan, whether or not fitted with filters; centrifuges; filtering or purifying apparatus; parts thereof | 6,123 | 6,638 | 36.1 | 63.9 | 21.8 | 72.6 |
| 971 | Gold, non-monetary (excluding gold ores and concentrates) | 7,745 | 6,622 | 1.3 | 77.2 | 21.7 | 72.0 |
| 542 | Medicaments (including veterinary medicaments) | 6,028 | 6,616 | 16.7 | 83.3 | 21.0 | 66.8 |
| 057 | Fruit and nuts (not including oil nuts), fresh or dried | 5,585 | 6,614 | 9.4 | 97.9 | 20.5 | 66.6 |
| 625 | Rubber tyres, interchangeable tyre treads, tyre flaps and inner tubes for wheels of all kinds | 6,384 | 6,498 | 35.6 | 57.9 | 20.4 | 66.1 |
| 771 | Electric power machinery (other than rotating electric plant of group 716) and parts thereof | 6,625 | 6,397 | 32.6 | 52.5 | 19.9 | 67.1 |
| 553 | Perfumery, cosmetic or toilet preparations (excluding soaps) | 6,121 | 6,319 | 10.4 | 81.3 | 19.8 | 67.6 |
| 641 | Paper and paperboard | 5,974 | 6,163 | 17.1 | 75.6 | 20.2 | 69.1 |
| 634 | Veneers, plywood, particle board, and other wood, worked, n.e.s. | 5,613 | 5,866 | 4.4 | 92.9 | 21.1 | 72.3 |
| 872 | Instruments and appliances, n.e.s., for medical, surgical, dental or veterinary purposes | 5,536 | 5,822 | 11.1 | 83.3 | 21.1 | 72.2 |
| 848 | Articles of apparel and clothing accessories of other than textile fabrics; headgear of all materials | 5,473 | 5,521 | 28.3 | 65.6 | 21.8 | 76.0 |
| 574 | Polycetals, other polyethers and epoxide resins, in primary forms; polycarbonates, alkyd resins, polyallyl esters and other polyesters, in primary forms | 5,136 | 5,504 | 45.2 | 54.4 | 21.7 | 76.0 |
| 679 | Tubes, pipes and hollow profiles, and tube or pipe fittings, of iron or steel | 5,116 | 5,351 | 4.8 | 93.6 | 21.6 | 77.3 |
| 785 | Motor cycles (including mopeds) and cycles, motorized and non-motorized; invalid carriages | 5,685 | 5,324 | 2.6 | 85.1 | 21.4 | 76.1 |
| 071 | Coffee and coffee substitutes | 4,723 | 5,295 | 39.1 | 61.0 | 21.2 | 76.4 |
| 034 | Fish, fresh (live or dead), chilled or frozen | 5,141 | 5,117 | 16.4 | 75.4 | 21.4 | 77.1 |
| 714 | Engines and motors, non-electric (other than those of groups 712, 713 and 718); parts, n.e.s., of these engines and motors | 4,357 | 4,959 | 12.0 | 95.3 | 22.1 | 79.4 |
| 513 | Carboxylic acids and their anhydrides, halides, peroxides and peroxyacids; their halogenated, sulphonated, nitrated or nitrosated derivatives | 4,627 | 4,949 | 24.4 | 75.6 | 21.3 | 78.4 |
| 582 | Plates, sheets, film, foil and strip, of plastics | 4,724 | 4,932 | 5.9 | 91.3 | 20.9 | 78.5 |
| 884 | Optical goods, n.e.s. | 4,716 | 4,727 | 35.0 | 60.6 | 21.1 | 81.9 |
| 515 | Organo-inorganic compounds, heterocyclic compounds, nucleic acids and their salts, and sulphonamides | 5,036 | 4,724 | 4.1 | 85.2 | 21.0 | 78.4 |
| 716 | Rotating electric plant and parts thereof, n.e.s. | 4,506 | 4,575 | 19.7 | 79.2 | 21.3 | 78.9 |

| Code and label, SITC rev. 4, 3-digit level | Value in USD Million | | Share to Total Exports (%) | | | |
|---|-----------------------------|-----------|----------------------------|-------------|-------------|-------------|
| | 2013 | 2014 | 2013 | | 2014 | |
| | Total Exports (Intra+Extra) | | Intra-ASEAN | Extra-ASEAN | Intra-ASEAN | Extra-ASEAN |
| 635 Wood manufactures, n.e.s. | 4,500 | 4,508 | 18.1 | 78.7 | 21.4 | 77.1 |
| 514 Nitrogen-function compounds | 4,675 | 4,394 | 15.7 | 76.0 | 21.6 | 79.0 |
| 843 Men's or boys' coats, capes, jackets, suits, blazers, trousers, shorts, shirts, underwear, nightwear and similar articles of textile fabrics, knitted or crocheted (other than those of subgroup 845.2) | 3,904 | 4,373 | 48.3 | 60.0 | 21.0 | 76.1 |
| 621 Materials of rubber (e.g., pastes, plates, sheets, rods, thread, tubes, of rubber) | 5,226 | 4,065 | 19.3 | 56.1 | 22.5 | 80.7 |
| 687 Tin | 4,228 | 3,964 | 38.6 | 53.7 | 22.7 | 82.8 |
| 899 Miscellaneous manufactured articles, n.e.s. | 3,737 | 3,886 | 2.4 | 102.0 | 23.0 | 80.9 |
| 831 Trunks, suitcases, vanity cases, executive cases, briefcases, school satchels, spectacle cases, binocular cases, camera cases, musical instrument cases, gun cases, holsters and similar containers; travelling bags, insulated food or beverages bags, toilet bags, rucksacks, handbags, shopping bags, wallets, purses, map cases, cigarette cases, tobacco pouches, tool bags, sports bags, bottle cases, jewellery boxes, powder boxes, cutlery cases and similar containers, of leather or of composition leather, of sheeting of plastics, of textile materials, of vulcanized fibre or of paperboard, or wholly or mainly covered with such materials or with paper; travel sets for personal toilet, sewing or shoe or clothes cleaning | 2,949 | 3,826 | 24.9 | 101.4 | 22.8 | 81.2 |
| 112 Alcoholic beverages | 3,704 | 3,735 | 55.9 | 44.1 | 22.7 | 81.5 |
| 061 Sugars, molasses and honey | 4,206 | 3,734 | 0.3 | 85.9 | 22.0 | 80.7 |
| 081 Feeding stuff for animals (not including unmilled cereals) | 3,584 | 3,725 | 26.2 | 73.8 | 21.8 | 80.4 |
| 054 Vegetables, fresh, chilled, frozen or simply preserved (including dried leguminous vegetables); roots, tubers and other edible vegetable products, n.e.s., fresh or dried | 3,414 | 3,663 | 14.8 | 84.3 | 21.8 | 80.6 |
| 894 Baby carriages, toys, games and sporting goods | 3,402 | 3,528 | 13.4 | 84.5 | 22.3 | 83.1 |
| 541 Medicinal and pharmaceutical products, other than medicaments of group 542 | 3,342 | 3,454 | 27.5 | 71.1 | 22.4 | 81.8 |
| 684 Aluminium | 3,065 | 3,386 | 9.8 | 95.1 | 22.7 | 83.3 |
| 592 Starches, inulin and wheat gluten; albuminoidal substances; glues | 3,136 | 3,345 | 20.6 | 79.8 | 22.9 | 82.5 |
| 284 Nickel ores and concentrates; nickel mattes, nickel oxide sinters and other intermediate products of nickel metallurgy | 3,626 | 3,281 | 18.9 | 67.6 | 23.4 | 79.5 |
| 691 Structures and parts of structures, n.e.s., of iron, steel or aluminium | 3,293 | 3,272 | 34.4 | 59.5 | 23.4 | 76.0 |
| 248 Wood, simply worked, and railway sleepers of wood | 3,012 | 3,255 | 37.0 | 64.8 | 23.1 | 70.6 |
| 554 Soap, cleansing and polishing preparations | 3,093 | 3,241 | 11.0 | 86.1 | 22.8 | 70.7 |
| 283 Copper ores and concentrates; copper mattes; cement copper | 4,593 | 3,174 | 7.3 | 56.9 | 22.1 | 71.7 |
| 881 Photographic apparatus and equipment, n.e.s. | 2,868 | 3,169 | 8.2 | 91.5 | 22.1 | 71.7 |
| 747 Taps, cocks, valves and similar appliances for pipes, boiler shells, tanks, vats or the like, including pressure-reducing valves and thermostatically controlled valves | 2,487 | 3,027 | 13.6 | 98.3 | 22.1 | 73.7 |
| 762 Reception apparatus for radio-broadcasting, whether or not combined, in the same housing, with sound recording or reproducing apparatus or a clock | 2,820 | 3,017 | 36.6 | 58.2 | 21.4 | 71.7 |
| 072 Cocoa | 2,436 | 2,934 | 49.0 | 58.3 | 21.8 | 72.3 |
| 885 Watches and clocks | 2,674 | 2,842 | 25.6 | 71.7 | 22.4 | 71.7 |
| 642 Paper and paperboard, cut to size or shape, and articles of paper or paperboard | 2,770 | 2,819 | 8.0 | 83.2 | 22.5 | 72.2 |
| 122 Tobacco, manufactured (whether or not containing tobacco substitutes) | 2,517 | 2,814 | 28.4 | 72.0 | 22.4 | 71.0 |
| Total top 100 products | 1,138,826 | 1,158,444 | 22.0 | 64.2 | 23.1 | 67.8 |

TABLE 3A.4
ASEAN IMPORTS OF TOP 100 PRODUCTS AT SITC 3-DIGIT LEVEL AND THEIR INTRA- AND EXTRA-ASEAN SHARES
(Products sorted on the basis of 2014 imports values)

| Code and label, SITC rev. 4, 3-digit level | Value in USD Million | | Share to Total Imports (%) | | | |
|--|-----------------------------|------------------|----------------------------|-------------|-------------|-------------|
| | 2013 | 2014 | 2013 | | 2014 | |
| | Total Imports (Intra+Extra) | | Intra-ASEAN | Extra-ASEAN | Intra-ASEAN | Extra-ASEAN |
| ASEAN IMPORTS | 1,240,388 | 1,236,216 | 22.4 | 77.6 | 22.5 | 77.5 |
| 334 Petroleum oils and oils obtained from bituminous minerals (other than crude); preparations, n.e.s., containing by weight 70% or more of petroleum oils or of oils obtained from bituminous minerals, these oils being the basic constituents of the preparations; waste oils | 144,341 | 144,667 | 41.2 | 57.3 | 39.5 | 70.9 |
| 776 Thermionic, cold cathode or photo-cathode valves and tubes (e.g., vacuum or vapour or gas-filled valves and tubes, mercury arc rectifying valves and tubes, cathode-ray tubes, television camera tubes); diodes, transistors and similar semiconductor devices; photosensitive semiconductor devices; light-emitting diodes; mounted piezoelectric crystals; electronic integrated circuits and microassemblies; parts thereof | 129,089 | 129,051 | 21.6 | 77.7 | 20.5 | 67.9 |
| 333 Petroleum oils and oils obtained from bituminous minerals, crude | 101,455 | 95,211 | 9.4 | 90.6 | 10.5 | 89.5 |
| 764 Telecommunications equipment, n.e.s., and parts, n.e.s., and accessories of apparatus falling within division 76 | 46,086 | 46,217 | 15.6 | 83.9 | 20.4 | 81.4 |
| 772 Electrical apparatus for switching or protecting electrical circuits or for making connections to or in electrical circuits (e.g., switches, relays, fuses, lightning arresters, voltage limiters, surge suppressors, plugs and sockets, lamp-holders and junction boxes); electrical resistors (including rheostats and potentiometers), other than heating resistors; printed circuits; boards, panels (including numerical control panels), consoles, desks, cabinets and other bases, equipped with two or more apparatus for switching, protecting or for making connections to or in electrical circuits, for electric control or the distribution of electricity (excluding swithching apparatus of subgroup 764.1) | 23,424 | 22,914 | 22.4 | 77.6 | 37.5 | 78.2 |
| 778 Electrical machinery and apparatus, n.e.s. | 19,044 | 17,742 | 3.6 | 107.7 | 28.1 | 94.2 |
| 792 Aircraft and associated equipment; spacecraft (including satellites) and spacecraft launch vehicles; parts thereof | 21,208 | 17,594 | 8.8 | 89.1 | 25.6 | 80.1 |
| 752 Automatic data-processing machines and units thereof; magnetic or optical readers, machines for transcribing data onto data media in coded form and machines for processing such data, n.e.s. | 17,365 | 16,244 | 24.1 | 85.5 | 26.5 | 83.8 |
| 728 Other machinery and equipment specialized for particular industries; parts thereof, n.e.s. | 15,184 | 15,780 | 29.9 | 84.5 | 26.2 | 75.6 |
| 784 Parts and accessories of the motor vehicles of groups 722, 781, 782 and 783 | 17,188 | 14,768 | 23.1 | 76.9 | 25.5 | 79.4 |
| 874 Measuring, checking, analysing and controlling instruments and apparatus, n.e.s. | 14,261 | 14,024 | 11.5 | 94.9 | 24.1 | 80.8 |
| 999 Commodities and transactions not classified elsewhere in the SITC | 10,745 | 13,067 | 44.4 | 91.8 | 24.5 | 86.6 |
| 343 Natural gas, whether or not liquefied | 12,207 | 13,060 | 18.4 | 98.4 | 23.0 | 84.2 |
| 759 Parts and accessories (other than covers, carrying cases and the like) suitable for use solely or principally with machines falling within groups 751 and 752 | 14,634 | 12,980 | 3.2 | 83.1 | 22.9 | 81.9 |
| 971 Gold, non-monetary (excluding gold ores and concentrates) | 20,766 | 12,759 | 12.8 | 46.4 | 22.1 | 76.2 |
| 081 Feeding stuff for animals (not including unmilled cereals) | 11,184 | 12,210 | 92.1 | 17.0 | 22.1 | 77.2 |
| 699 Manufactures of base metal, n.e.s. | 11,236 | 11,849 | 19.0 | 83.7 | 22.1 | 79.2 |
| 575 Other plastics, in primary forms | 10,396 | 11,343 | 23.2 | 84.9 | 22.6 | 80.2 |
| 682 Copper | 12,309 | 10,181 | 7.6 | 83.3 | 25.1 | 84.1 |
| 723 Civil engineering and contractors' plant and equipment; parts thereof | 11,539 | 10,106 | 30.1 | 60.8 | 24.4 | 84.3 |
| 673 Flat-rolled products of iron or non-alloy steel, not clad, plated or coated | 12,640 | 9,941 | 20.6 | 61.7 | 24.1 | 85.3 |
| 714 Engines and motors, non-electric (other than those of groups 712, 713 and 718); parts, n.e.s., of these engines and motors | 10,238 | 9,914 | 1.8 | 98.2 | 23.7 | 80.6 |
| 655 Knitted or crocheted fabrics (including tubular knit fabrics, n.e.s., pile fabrics and openwork fabrics), n.e.s. | 6,596 | 9,752 | 27.3 | 123.0 | 24.1 | 80.4 |
| 781 Motor cars and other motor vehicles principally designed for the transport of persons (other than motor vehicles for the transport of ten or more persons, including the driver), including station-wagons and racing cars | 10,487 | 9,689 | 12.2 | 81.2 | 23.8 | 80.3 |

| Code and label, SITC rev. 4, 3-digit level | Value in USD Million | | Share to Total Imports (%) | | | |
|---|-----------------------------|-------|----------------------------|-------------|-------------|-------------|
| | 2013 | 2014 | 2013 | | 2014 | |
| | Total Imports (Intra+Extra) | | Intra-ASEAN | Extra-ASEAN | Intra-ASEAN | Extra-ASEAN |
| 743 Pumps (other than pumps for liquids), air or other gas compressors and fans; ventilating or recycling hoods incorporating a fan, whether or not fitted with filters; centrifuges; filtering or purifying apparatus; parts thereof | 8,735 | 9,594 | 13.9 | 88.4 | 23.6 | 81.0 |
| 676 Iron and steel bars, rods, angles, shapes and sections (including sheet piling) | 8,778 | 9,462 | 8.8 | 91.2 | 23.5 | 78.7 |
| 598 Miscellaneous chemical products, n.e.s. | 8,943 | 9,207 | 18.5 | 79.2 | 23.1 | 80.0 |
| 751 Office machines | 8,636 | 9,038 | 24.9 | 73.3 | 23.4 | 81.1 |
| 741 Heating and cooling equipment and parts thereof, n.e.s. | 8,334 | 8,923 | 12.2 | 88.4 | 21.8 | 82.0 |
| 679 Tubes, pipes and hollow profiles, and tube or pipe fittings, of iron or steel | 9,798 | 8,528 | 23.1 | 61.9 | 22.5 | 81.9 |
| 713 Internal combustion piston engines and parts thereof, n.e.s. | 9,912 | 8,394 | 20.9 | 57.3 | 22.2 | 83.1 |
| 684 Aluminium | 7,725 | 8,299 | 10.2 | 89.8 | 21.9 | 82.7 |
| 571 Polymers of ethylene, in primary forms | 7,113 | 8,238 | 9.6 | 96.1 | 21.3 | 82.0 |
| 893 Articles, n.e.s., of plastics | 7,717 | 8,123 | 9.6 | 85.8 | 21.4 | 82.7 |
| 653 Fabrics, woven, of man-made textile materials (not including narrow or special fabrics) | 6,144 | 7,819 | 38.7 | 80.7 | 21.5 | 84.0 |
| 542 Medicaments (including veterinary medicaments) | 7,362 | 7,785 | 30.0 | 66.6 | 21.3 | 83.2 |
| 675 Flat-rolled products of alloy steel | 6,177 | 7,715 | 53.3 | 61.7 | 19.9 | 79.0 |
| 744 Mechanical handling equipment and parts thereof, n.e.s. | 7,518 | 7,706 | 34.2 | 59.9 | 19.9 | 77.9 |
| 562 Fertilizers (other than those of group 272) | 8,387 | 7,668 | 19.7 | 63.5 | 19.7 | 72.2 |
| 716 Rotating electric plant and parts thereof, n.e.s. | 6,716 | 7,586 | 21.7 | 78.3 | 19.7 | 71.2 |
| 641 Paper and paperboard | 7,075 | 7,281 | 6.2 | 87.1 | 20.1 | 73.2 |
| 773 Equipment for distributing electricity, n.e.s. | 6,992 | 7,162 | 36.7 | 55.3 | 19.4 | 70.6 |
| 511 Hydrocarbons, n.e.s., and their halogenated, sulphonated, nitrated or nitrosated derivatives | 7,107 | 7,081 | 41.4 | 48.9 | 18.9 | 70.7 |
| 897 Jewellery, goldsmiths' and silversmiths' wares, and other articles of precious or semiprecious materials, n.e.s. | 6,426 | 6,415 | 19.6 | 76.9 | 20.8 | 77.1 |
| 098 Edible products and preparations, n.e.s. | 6,423 | 6,402 | 5.5 | 90.7 | 20.7 | 76.7 |
| 771 Electric power machinery (other than rotating electric plant of group 716) and parts thereof | 6,202 | 6,145 | 6.4 | 92.7 | 21.5 | 79.4 |
| 582 Plates, sheets, film, foil and strip, of plastics | 5,684 | 6,137 | 11.8 | 94.0 | 20.1 | 78.4 |
| 747 Taps, cocks, valves and similar appliances for pipes, boiler shells, tanks, vats or the like, including pressure-reducing valves and thermostatically controlled valves | 5,360 | 5,969 | 12.6 | 96.3 | 20.4 | 78.1 |
| 512 Alcohols, phenols, phenol-alcohols, and their halogenated, sulphonated, nitrated or nitrosated derivatives | 5,494 | 5,902 | 24.8 | 79.1 | 20.5 | 75.7 |
| 674 Flat-rolled products of iron or non-alloy steel, clad, plated or coated | 6,013 | 5,647 | 37.2 | 54.1 | 21.3 | 77.8 |
| 342 Liquefied propane and butane | 5,832 | 5,519 | 11.8 | 80.1 | 20.7 | 75.5 |
| 022 Milk and cream and milk products other than butter or cheese | 4,872 | 5,417 | 37.2 | 71.4 | 21.0 | 76.7 |
| 574 Polyacetals, other polyethers and epoxide resins, in primary forms; polycarbonates, alkyd resins, polyallyl esters and other polyesters, in primary forms | 5,016 | 5,229 | 25.2 | 74.8 | 21.6 | 76.7 |
| 782 Motor vehicles for the transport of goods and special-purpose motor vehicles | 5,291 | 5,161 | 20.8 | 72.8 | 21.6 | 77.1 |
| 553 Perfumery, cosmetic or toilet preparations (excluding soaps) | 4,954 | 5,143 | 44.3 | 52.3 | 21.2 | 76.4 |
| 041 Wheat (including spelt) and meslin, unmilled | 4,892 | 4,926 | 8.4 | 88.7 | 21.7 | 79.4 |
| 533 Pigments, paints, varnishes and related materials | 4,361 | 4,583 | 4.3 | 103.3 | 22.1 | 85.2 |
| 793 Ships, boats (including hovercraft) and floating structures | 7,337 | 4,574 | 12.5 | 46.9 | 21.8 | 85.3 |
| 541 Medicinal and pharmaceutical products, other than medicaments of group 542 | 4,141 | 4,501 | 80.0 | 24.3 | 21.6 | 84.4 |
| 683 Nickel | 2,682 | 4,448 | 21.6 | 136.9 | 21.8 | 83.2 |
| 321 Coal, whether or not pulverized, but not agglomerated | 4,316 | 4,442 | 14.1 | 82.8 | 21.7 | 82.9 |
| 898 Musical instruments and parts and accessories thereof, records, tapes and other sound or similar recordings (excluding goods of groups 763 and 883) | 4,850 | 4,407 | 4.5 | 80.2 | 21.2 | 82.8 |
| 657 Special yarns, special textile fabrics and related products | 4,020 | 4,387 | 3.1 | 98.0 | 20.9 | 82.6 |
| 672 Ingots and other primary forms, of iron or steel; semi-finished products of iron or steel | 4,690 | 4,374 | 44.4 | 42.2 | 20.9 | 82.8 |

| Code and label, SITC rev. 4, 3-digit level | | Value in USD Million | | Share to Total Imports (%) | | | |
|--|--|-----------------------------|-----------|----------------------------|-------------|-------------|-------------|
| | | 2013 | 2014 | 2013 | | 2014 | |
| | | Total Imports (Intra+Extra) | | Intra-ASEAN | Extra-ASEAN | Intra-ASEAN | Extra-ASEAN |
| 724 | Textile and leather machinery and parts thereof, n.e.s. | 3,419 | 4,351 | 0.4 | 117.4 | 20.9 | 82.4 |
| 872 | Instruments and appliances, n.e.s., for medical, surgical, dental or veterinary purposes | 4,182 | 4,229 | 10.8 | 85.4 | 21.3 | 84.4 |
| 522 | Inorganic chemical elements, oxides and halogen salts | 4,252 | 4,173 | 21.0 | 73.3 | 21.5 | 83.9 |
| 785 | Motor cycles (including mopeds) and cycles, motorized and non-motorized; invalid carriages | 4,309 | 4,155 | 11.4 | 80.0 | 21.6 | 83.3 |
| 667 | Pearls and precious or semiprecious stones, unworked or worked | 3,464 | 4,145 | 33.8 | 79.9 | 21.3 | 82.6 |
| 222 | Oil-seeds and oleaginous fruits of a kind used for the extraction of "soft" fixed vegetable oils (excluding flours and meals) | 3,851 | 4,016 | 3.0 | 96.3 | 21.4 | 83.9 |
| 745 | Non-electrical machinery, tools and mechanical apparatus and parts thereof, n.e.s. | 3,709 | 3,983 | 26.7 | 74.5 | 21.4 | 83.9 |
| 513 | Carboxylic acids and their anhydrides, halides, peroxides and peroxyacids; their halogenated, sulphonated, nitrated or nitrosated derivatives | 3,755 | 3,976 | 9.1 | 90.0 | 21.2 | 83.4 |
| 515 | Organo-inorganic compounds, heterocyclic compounds, nucleic acids and their salts, and sulphonamides | 4,063 | 3,962 | 6.9 | 84.4 | 20.8 | 81.6 |
| 742 | Pumps for liquids, whether or not fitted with a measuring device; liquid elevators; parts for such pumps and liquid elevators | 3,941 | 3,949 | 6.7 | 87.4 | 20.7 | 80.9 |
| 034 | Fish, fresh (live or dead), chilled or frozen | 4,189 | 3,776 | 12.4 | 75.9 | 21.2 | 84.6 |
| 057 | Fruit and nuts (not including oil nuts), fresh or dried | 3,403 | 3,751 | 13.1 | 90.7 | 21.2 | 81.4 |
| 695 | Tools for use in the hand or in machines | 3,723 | 3,712 | 14.3 | 80.2 | 20.7 | 81.4 |
| 885 | Watches and clocks | 3,531 | 3,703 | 6.0 | 92.1 | 20.5 | 80.7 |
| 651 | Textile yarn | 3,366 | 3,666 | 21.1 | 80.7 | 20.2 | 81.4 |
| 652 | Cotton fabrics, woven (not including narrow or special fabrics) | 3,307 | 3,662 | 7.0 | 96.4 | 19.9 | 81.1 |
| 691 | Structures and parts of structures, n.e.s., of iron, steel or aluminium | 3,426 | 3,650 | 1.0 | 98.6 | 19.8 | 80.5 |
| 112 | Alcoholic beverages | 3,707 | 3,627 | 4.2 | 86.7 | 19.8 | 80.6 |
| 749 | Non-electric parts and accessories of machinery, n.e.s. | 3,521 | 3,618 | 17.7 | 77.8 | 19.6 | 80.4 |
| 061 | Sugars, molasses and honey | 3,938 | 3,567 | 5.6 | 78.3 | 19.5 | 81.5 |
| 263 | Cotton | 3,413 | 3,529 | 18.0 | 78.1 | 19.7 | 80.6 |
| 748 | Transmission shafts (including camshafts and crankshafts) and cranks; bearing housings and plain shaft bearings; gears and gearing; ball or roller screws; gearboxes and other speed changers (including torque converters); flywheels and pulleys (including pulley blocks); clutches and shaft couplings (including universal joints); articulated link chain; parts thereof | 3,700 | 3,480 | 13.2 | 75.2 | 19.5 | 81.5 |
| 516 | Other organic chemicals | 3,174 | 3,273 | 19.9 | 82.1 | 20.1 | 82.8 |
| 884 | Optical goods, n.e.s. | 2,997 | 3,249 | 14.1 | 91.8 | 19.8 | 83.3 |
| 044 | Maize (not including sweet corn), unmilled | 2,789 | 3,239 | 54.6 | 56.6 | 19.9 | 82.7 |
| 694 | Nails, screws, nuts, bolts, rivets and the like, of iron, steel, copper or aluminium | 3,237 | 3,217 | 36.5 | 58.0 | 19.8 | 80.8 |
| 775 | Household-type electrical and non-electrical equipment, n.e.s. | 3,061 | 3,205 | 15.7 | 83.7 | 19.2 | 80.7 |
| 899 | Miscellaneous manufactured articles, n.e.s. | 3,044 | 3,178 | 19.0 | 80.8 | 19.1 | 78.9 |
| 251 | Pulp and waste paper | 3,007 | 3,170 | 5.0 | 95.8 | 19.0 | 77.4 |
| 232 | Synthetic rubber; reclaimed rubber; waste, parings and scrap of unhardened rubber | 3,370 | 3,150 | 13.2 | 76.0 | 19.1 | 73.0 |
| 731 | Machine tools working by removing metal or other material | 3,029 | 3,146 | 21.8 | 77.2 | 18.6 | 71.8 |
| 761 | Monitors and projectors, not incorporating television reception apparatus; reception apparatus for television, whether or not incorporating radio-broadcast receivers or sound or video recording or reproducing apparatus | 3,160 | 3,112 | 10.1 | 84.0 | 18.5 | 71.8 |
| 514 | Nitrogen-function compounds | 2,973 | 3,026 | 11.6 | 87.4 | 18.9 | 73.8 |
| 611 | Leather | 2,278 | 3,021 | 110.6 | 16.1 | 18.7 | 72.3 |
| 282 | Ferrous waste and scrap; remelting scrap ingots of iron or steel | 3,270 | 2,956 | 21.5 | 65.1 | 18.9 | 71.5 |
| 821 | Furniture and parts thereof; bedding, mattresses, mattress supports, cushions and similar stuffed furnishings | 2,831 | 2,943 | 9.6 | 89.0 | 17.9 | 71.4 |
| Total top 100 products | | 1,086,032 | 1,074,961 | 19.1 | 67.5 | 20.5 | 68.2 |

TABLE 3A.5
ASEAN TRADE BALANCE, TOP 100 PRODUCTS AT SITC 3-DIGIT LEVEL MOST IMPORTANT SURPLUS
(Products sorted on the basis of 2014 values)

| Code and label, SITC rev. 4, 3-digit level | 2013 | 2014 |
|--|----------------------|--------|
| | Value in USD Million | |
| 343 Natural gas, whether or not liquefied | 34,383 | 33,129 |
| 422 Fixed vegetable fats and oils, crude, refined or fractionated, other than "soft" | 30,303 | 32,608 |
| 776 Thermionic, cold cathode or photo-cathode valves and tubes (e.g., vacuum or vapour or gas-filled valves and tubes, mercury arc rectifying valves and tubes, cathode-ray tubes, television camera tubes); diodes, transistors and similar semiconductor devices; photosensitive semiconductor devices; light-emitting diodes; mounted piezoelectric crystals; electronic integrated circuits and microassemblies; parts thereof | 18,595 | 26,165 |
| 999 Commodities and transactions not classified elsewhere in the SITC | 27,990 | 24,052 |
| 752 Automatic data-processing machines and units thereof; magnetic or optical readers, machines for transcribing data onto data media in coded form and machines for processing such data, n.e.s. | 20,153 | 21,686 |
| 321 Coal, whether or not pulverized, but not agglomerated | 19,620 | 15,137 |
| 851 Footwear | 11,879 | 14,654 |
| 231 Natural rubber, balata, gutta-percha, guayule, chicle and similar natural gums, in primary forms (including latex) or in plates, sheets or strip | 17,528 | 12,094 |
| 845 Articles of apparel, of textile fabrics, whether or not knitted or crocheted, n.e.s. | 9,897 | 11,546 |
| 821 Furniture and parts thereof; bedding, mattresses, mattress supports, cushions and similar stuffed furnishings | 7,066 | 7,803 |
| 892 Printed matter | 4,423 | 7,796 |
| 751 Office machines | 6,280 | 7,392 |
| 037 Fish, crustaceans, molluscs and other aquatic invertebrates, prepared or preserved, n.e.s. | 7,599 | 7,372 |
| 042 Rice | 6,500 | 7,282 |
| 764 Telecommunications equipment, n.e.s., and parts, n.e.s., and accessories of apparatus falling within division 76 | 4,551 | 7,269 |
| 841 Men's or boys' coats, capes, jackets, suits, blazers, trousers, shorts, shirts, underwear, nightwear and similar articles of textile fabrics, not knitted or crocheted (other than those of subgroup 845.2) | 6,746 | 7,181 |
| 897 Jewellery, goldsmiths' and silversmiths' wares, and other articles of precious or semiprecious materials, n.e.s. | 4,750 | 6,263 |
| 842 Women's or girls' coats, capes, jackets, suits, trousers, shorts, shirts, dresses and skirts, underwear, nightwear and similar articles of textile fabrics, not knitted or crocheted (other than those of subgroup 845.2) | 5,401 | 6,210 |
| 844 Women's or girls' coats, capes, jackets, suits, trousers, shorts, shirts, dresses and skirts, underwear, nightwear and similar articles of textile fabrics, knitted or crocheted (other than those of subgroup 845.2) | 5,534 | 6,181 |
| 782 Motor vehicles for the transport of goods and special-purpose motor vehicles | 5,859 | 5,744 |
| 036 Crustaceans, molluscs and aquatic invertebrates, whether in shell or not, fresh (live or dead), chilled, frozen, dried, salted or in brine; crustaceans, in shell, cooked by steaming or boiling in water, whether or not chilled, frozen, dried, salted or in brine; flours, meals and pellets of crustaceans or of aquatic invertebrates, fit for human consumption | 5,044 | 5,495 |
| 335 Residual petroleum products, n.e.s., and related materials | 4,284 | 5,490 |
| 512 Alcohols, phenols, phenol-alcohols, and their halogenated, sulphonated, nitrated or nitrosated derivatives | 4,389 | 5,223 |
| 848 Articles of apparel and clothing accessories of other than textile fabrics; headgear of all materials | 4,644 | 4,562 |
| 761 Monitors and projectors, not incorporating television reception apparatus; reception apparatus for television, whether or not incorporating radio-broadcast receivers or sound or video recording or reproducing apparatus | 4,724 | 4,344 |
| 634 Veneers, plywood, particle board, and other wood, worked, n.e.s. | 4,157 | 4,237 |
| 071 Coffee and coffee substitutes | 3,613 | 4,079 |
| 635 Wood manufactures, n.e.s. | 4,095 | 4,068 |
| 843 Men's or boys' coats, capes, jackets, suits, blazers, trousers, shorts, shirts, underwear, nightwear and similar articles of textile fabrics, knitted or crocheted (other than those of subgroup 845.2) | 3,593 | 4,045 |
| 625 Rubber tyres, interchangeable tyre treads, tyre flaps and inner tubes for wheels of all kinds | 3,611 | 3,951 |
| 651 Textile yarn | 3,311 | 3,533 |
| 775 Household-type electrical and non-electrical equipment, n.e.s. | 3,383 | 3,466 |
| 284 Nickel ores and concentrates; nickel mattes, nickel oxide sinters and other intermediate products of nickel metallurgy | 3,622 | 3,276 |
| 571 Polymers of ethylene, in primary forms | 2,457 | 3,229 |
| 898 Musical instruments and parts and accessories thereof; records, tapes and other sound or similar recordings (excluding goods of groups 763 and 883) | 2,395 | 3,191 |
| 621 Materials of rubber (e.g., pastes, plates, sheets, rods, thread, tubes, of rubber) | 4,041 | 2,966 |
| 057 Fruit and nuts (not including oil nuts), fresh or dried | 2,181 | 2,863 |
| 283 Copper ores and concentrates; copper mattes; cement copper | 3,381 | 2,850 |
| 778 Electrical machinery and apparatus, n.e.s. | -368 | 2,699 |
| 762 Reception apparatus for radio-broadcasting, whether or not combined, in the same housing, with sound recording or reproducing apparatus or a clock | 2,420 | 2,636 |
| 667 Pearls and precious or semiprecious stones, unworked or worked | 1,522 | 2,571 |
| 098 Edible products and preparations, n.e.s. | 1,259 | 2,458 |
| 759 Parts and accessories (other than covers, carrying cases and the like) suitable for use solely or principally with machines falling within groups 751 and 752 | 3,377 | 2,409 |
| 881 Photographic apparatus and equipment, n.e.s. | 1,959 | 2,266 |
| 511 Hydrocarbons, n.e.s., and their halogenated, sulphonated, nitrated or nitrosated derivatives | 1,978 | 2,153 |

| Code and label, SITC rev. 4, 3-digit level | | 2013 | 2014 |
|--|---|----------------------|-------|
| | | Value in USD Million | |
| 687 | Tin | 2,484 | 2,143 |
| 322 | Briquettes, lignite and peat | 1,754 | 2,115 |
| 017 | Meat and edible meat offal, prepared or preserved, n.e.s. | 2,195 | 2,104 |
| 793 | Ships, boats (including hovercraft) and floating structures | -774 | 2,102 |
| 773 | Equipment for distributing electricity, n.e.s. | 1,468 | 1,862 |
| 246 | Wood in chips or particles and wood waste | 1,689 | 1,706 |
| 075 | Spices | 1,287 | 1,625 |
| 831 | Trunks, suitcases, vanity cases, executive cases, briefcases, school satchels, spectacle cases, binocular cases, camera cases, musical instrument cases, gun cases, holsters and similar containers; travelling bags, insulated food or beverages bags, toilet bags, rucksacks, handbags, shopping bags, wallets, purses, map cases, cigarette cases, tobacco pouches, tool bags, sports bags, bottle cases, jewellery boxes, powder boxes, cutlery cases and similar containers, of leather or of composition leather, of sheeting of plastics, of textile materials, of vulcanized fibre or of paperboard, or wholly or mainly covered with such materials or with paper; travel sets for personal toilet, sewing or shoe or clothes cleaning | 819 | 1,604 |
| 872 | Instruments and appliances, n.e.s., for medical, surgical, dental or veterinary purposes | 1,354 | 1,593 |
| 884 | Optical goods, n.e.s. | 1,719 | 1,478 |
| 058 | Fruit, preserved, and fruit preparations (excluding fruit juices) | 1,304 | 1,445 |
| 894 | Baby carriages, toys, games and sporting goods | 1,295 | 1,388 |
| 514 | Nitrogen-function compounds | 1,702 | 1,368 |
| 034 | Fish, fresh (live or dead), chilled or frozen | 951 | 1,341 |
| 248 | Wood, simply worked, and railway sleepers of wood | 1,349 | 1,288 |
| 658 | Made-up articles, wholly or chiefly of textile materials, n.e.s. | 1,074 | 1,226 |
| 431 | Animal or vegetable fats and oils, processed; waxes; inedible mixtures or preparations of animal or vegetable fats or oils, n.e.s. | 2,416 | 1,190 |
| 553 | Perfumery, cosmetic or toilet preparations (excluding soaps) | 1,167 | 1,177 |
| 785 | Motor cycles (including mopeds) and cycles, motorized and non-motorized; invalid carriages | 1,375 | 1,170 |
| 122 | Tobacco, manufactured (whether or not containing tobacco substitutes) | 1,066 | 1,118 |
| 091 | Margarine and shortening | 880 | 1,085 |
| 054 | Vegetables, fresh, chilled, frozen or simply preserved (including dried leguminous vegetables); roots, tubers and other edible vegetable products, n.e.s., fresh or dried | 758 | 1,057 |
| 592 | Starches, inulin and wheat gluten; albuminoid substances; glues | 1,021 | 1,047 |
| 111 | Non-alcoholic beverages, n.e.s. | 828 | 994 |
| 513 | Carboxylic acids and their anhydrides, halides, peroxides and peroxyacids; their halogenated, sulphonated, nitrated or nitrosated derivatives | 871 | 973 |
| 289 | Ores and concentrates of precious metals; waste, scrap and sweepings of precious metals (other than of gold) | 557 | 902 |
| 763 | Sound recording or reproducing apparatus; video recording or reproducing apparatus; whether or not incorporating a video tuner | 942 | 865 |
| 554 | Soap, cleansing and polishing preparations | 869 | 851 |
| 072 | Cocoa | 919 | 844 |
| 515 | Organo-inorganic compounds, heterocyclic compounds, nucleic acids and their salts, and sulphonamides | 973 | 762 |
| 899 | Miscellaneous manufactured articles, n.e.s. | 693 | 708 |
| 288 | Non-ferrous base metal waste and scrap, n.e.s. | 782 | 674 |
| 579 | Waste, parings and scrap, of plastics | 532 | 583 |
| 059 | Fruit juices (including grape must) and vegetable juices, unfermented and not containing added spirit, whether or not containing added sugar or other sweetening matter | 402 | 512 |
| 874 | Measuring, checking, analysing and controlling instruments and apparatus, n.e.s. | -784 | 468 |
| 247 | Wood in the rough, whether or not stripped of bark or sapwood, or roughly squared | 806 | 438 |
| 292 | Crude vegetable materials, n.e.s. | 390 | 416 |
| 062 | Sugar confectionery | 483 | 393 |
| 741 | Heating and cooling equipment and parts thereof, n.e.s. | 357 | 379 |
| 048 | Cereal preparations and preparations of flour or starch of fruits or vegetables | 290 | 342 |
| 666 | Pottery | 323 | 337 |
| 671 | Pig-iron, spiegeleisen, sponge iron, iron or steel granules and powders and ferro-alloys | -241 | 329 |
| 697 | Household equipment of base metal, n.e.s. | 392 | 317 |
| 574 | Polyacetals, other polyethers and epoxide resins, in primary forms; polycarbonates, alkyd resins, polyallyl esters and other polyesters, in primary forms | 120 | 276 |
| 771 | Electric power machinery (other than rotating electric plant of group 716) and parts thereof | 423 | 251 |
| 074 | Tea and maté | 263 | 246 |
| 781 | Motor cars and other motor vehicles principally designed for the transport of persons (other than motor vehicles for the transport of ten or more persons, including the driver), including station-wagons and racing cars | -1,000 | 244 |
| 035 | Fish, dried, salted or in brine; smoked fish (whether or not cooked before or during the smoking process); flours, meals and pellets of fish, fit for human consumption | 305 | 243 |
| 661 | Lime, cement, and fabricated construction materials (except glass and clay materials) | 276 | 225 |
| 245 | Fuel wood (excluding wood waste) and wood charcoal | 190 | 223 |
| 016 | Meat and edible meat offal, salted, in brine, dried or smoked; edible flours and meals of meat or meat offal | 126 | 190 |

| Code and label, SITC rev. 4, 3-digit level | 2013 | 2014 |
|--|----------------------|------|
| | Value in USD Million | |
| 061 Sugars, molasses and honey | 268 | 168 |
| 642 Paper and paperboard, cut to size or shape, and articles of paper or paperboard | 286 | 163 |
| 774 Electrodiagnostic apparatus for medical, surgical, dental or veterinary purposes, and radiological apparatus | -294 | 133 |
| 812 Sanitary, plumbing and heating fixtures and fittings, n.e.s. | 127 | 127 |

TABLE 3A.6
ASEAN TRADE BALANCE, TOP 100 PRODUCTS AT SITC 3-DIGIT LEVEL
MOST IMPORTANT DEFICIT
(Products sorted on the basis of 2014 values)

| Code and label, SITC rev. 4, 3-digit level | 2013 | 2014 |
|---|----------------------|---------|
| | Value in USD Million | |
| 333 Petroleum oils and oils obtained from bituminous minerals, crude | -66,904 | -63,404 |
| 334 Petroleum oils and oils obtained from bituminous minerals (other than crude); preparations, n.e.s., containing by weight 70% or more of petroleum oils or of oils obtained from bituminous minerals, these oils being the basic constituents of the preparations; waste oils | -40,633 | -47,411 |
| 792 Aircraft and associated equipment; spacecraft (including satellites) and spacecraft launch vehicles; parts thereof | -12,098 | -9,564 |
| 673 Flat-rolled products of iron or non-alloy steel, not clad, plated or coated | -11,601 | -8,875 |
| 655 Knitted or crocheted fabrics (including tubular knit fabrics, n.e.s., pile fabrics and openwork fabrics), n.e.s. | -5,687 | -8,801 |
| 081 Feeding stuff for animals (not including unmilled cereals) | -7,600 | -8,484 |
| 676 Iron and steel bars, rods, angles, shapes and sections (including sheet piling) | -7,009 | -7,759 |
| 675 Flat-rolled products of alloy steel | -5,193 | -6,639 |
| 971 Gold, non-monetary (excluding gold ores and concentrates) | -13,021 | -6,137 |
| 562 Fertilizers (other than those of group 272) | -6,447 | -6,030 |
| 728 Other machinery and equipment specialized for particular industries; parts thereof, n.e.s. | -5,043 | -5,487 |
| 653 Fabrics, woven, of man-made textile materials (not including narrow or special fabrics) | -3,544 | -5,260 |
| 744 Mechanical handling equipment and parts thereof, n.e.s. | -5,090 | -5,228 |
| 342 Liquefied propane and butane | -5,375 | -5,142 |
| 714 Engines and motors, non-electric (other than those of groups 712, 713 and 718); parts, n.e.s., of these engines and motors | -5,881 | -4,955 |
| 041 Wheat (including spelt) and meslin, unmilled | -4,876 | -4,921 |
| 684 Aluminium | -4,660 | -4,913 |
| 699 Manufactures of base metal, n.e.s. | -4,710 | -4,798 |
| 674 Flat-rolled products of iron or non-alloy steel, clad, plated or coated | -4,867 | -4,465 |
| 022 Milk and cream and milk products other than butter or cheese | -3,788 | -4,240 |
| 672 Ingots and other primary forms, of iron or steel; semi-finished products of iron or steel | -3,511 | -3,870 |
| 772 Electrical apparatus for switching or protecting electrical circuits or for making connections to or in electrical circuits (e.g., switches, relays, fuses, lightning arresters, voltage limiters, surge suppressors, plugs and sockets, lamp-holders and junction boxes); electrical resistors (including rheostats and potentiometers), other than heating resistors; printed circuits; boards, panels (including numerical control panels), consoles, desks, cabinets and other bases, equipped with two or more apparatus for switching, protecting or for making connections to or in electrical circuits, for electric control or the distribution of electricity (excluding switching apparatus of subgroup 764.1) | -4,615 | -3,737 |
| 222 Oil-seeds and oleaginous fruits of a kind used for the extraction of "soft" fixed vegetable oils (excluding flours and meals) | -3,319 | -3,652 |
| 682 Copper | -4,009 | -3,421 |
| 263 Cotton | -3,127 | -3,392 |
| 679 Tubes, pipes and hollow profiles, and tube or pipe fittings, of iron or steel | -4,681 | -3,177 |
| 683 Nickel | -1,861 | -3,025 |
| 716 Rotating electric plant and parts thereof, n.e.s. | -2,210 | -3,011 |
| 743 Pumps (other than pumps for liquids), air or other gas compressors and fans; ventilating or recycling hoods incorporating a fan, whether or not fitted with filters; centrifuges; filtering or purifying apparatus; parts thereof | -2,613 | -2,956 |
| 747 Taps, cocks, valves and similar appliances for pipes, boiler shells, tanks, vats or the like, including pressure-reducing valves and thermostatically controlled valves | -2,873 | -2,941 |
| 652 Cotton fabrics, woven (not including narrow or special fabrics) | -2,276 | -2,722 |
| 745 Non-electrical machinery, tools and mechanical apparatus and parts thereof, n.e.s. | -2,518 | -2,636 |
| 724 Textile and leather machinery and parts thereof, n.e.s. | -1,852 | -2,581 |
| 044 Maize (not including sweet corn), unmilled | -2,197 | -2,513 |
| 522 Inorganic chemical elements, oxides and halogen salts | -2,517 | -2,366 |
| 533 Pigments, paints, varnishes and related materials | -1,870 | -2,356 |
| 742 Pumps for liquids, whether or not fitted with a measuring device; liquid elevators; parts for such pumps and liquid elevators | -2,431 | -2,344 |
| 598 Miscellaneous chemical products, n.e.s. | -1,609 | -2,292 |

| Code and label, SITC rev. 4, 3-digit level | | 2013 | 2014 |
|--|--|----------------------|--------|
| | | Value in USD Million | |
| 731 | Machine tools working by removing metal or other material | -2,208 | -2,182 |
| 723 | Civil engineering and contractors' plant and equipment; parts thereof | -2,965 | -2,180 |
| 575 | Other plastics, in primary forms | -2,108 | -2,137 |
| 657 | Special yarns, special textile fabrics and related products | -2,014 | -2,136 |
| 232 | Synthetic rubber; reclaimed rubber; waste, parings and scrap of unhardened rubber | -2,560 | -2,080 |
| 749 | Non-electric parts and accessories of machinery, n.e.s. | -1,937 | -2,038 |
| 748 | Transmission shafts (including camshafts and crankshafts) and cranks; bearing housings and plain shaft bearings; gears and gearing; ball or roller screws; gearboxes and other speed changers (including torque converters); flywheels and pulleys (including pulley blocks); clutches and shaft couplings (including universal joints); articulated link chain; parts thereof | -2,342 | -2,029 |
| 695 | Tools for use in the hand or in machines | -1,640 | -1,934 |
| 282 | Ferrous waste and scrap; remelting scrap ingots of iron or steel | -2,250 | -1,917 |
| 523 | Salts and peroxy salts, of inorganic acids and metals | -1,940 | -1,894 |
| 611 | Leather | -1,173 | -1,816 |
| 737 | Metalworking machinery (other than machine tools) and parts thereof, n.e.s. | -1,440 | -1,702 |
| 713 | Internal combustion piston engines and parts thereof, n.e.s. | -2,661 | -1,678 |
| 711 | Steam or other vapour-generating boilers, superheated water boilers, and auxiliary plant for use therewith; parts thereof | -1,774 | -1,662 |
| 733 | Machine tools for working metal, sintered metal carbides or cermet, without removing material | -1,705 | -1,612 |
| 011 | Meat of bovine animals, fresh, chilled or frozen | -1,175 | -1,484 |
| 694 | Nails, screws, nuts, bolts, rivets and the like, of iron, steel, copper or aluminium | -1,590 | -1,423 |
| 591 | Insecticides, rodenticides, fungicides, herbicides, anti-sprouting products and plant-growth regulators, disinfectants and similar products, put up in forms or packings for retail sale or as preparations or articles (e.g., sulphur-treated bands, wicks and candles, and fly-papers) | -1,407 | -1,317 |
| 783 | Road motor vehicles, n.e.s. | -1,327 | -1,296 |
| 278 | Other crude minerals | -1,183 | -1,236 |
| 012 | Other meat and edible meat offal, fresh, chilled or frozen (except meat and meat offal unfit or unsuitable for human consumption) | -1,048 | -1,208 |
| 582 | Plates, sheets, film, foil and strip, of plastics | -960 | -1,205 |
| 542 | Medicaments (including veterinary medicaments) | -1,334 | -1,169 |
| 662 | Clay construction materials and refractory construction materials | -920 | -1,152 |
| 641 | Paper and paperboard | -1,102 | -1,118 |
| 656 | Tulles, lace, embroidery, ribbons, trimmings and other smallwares | -881 | -1,102 |
| 681 | Silver, platinum and other metals of the platinum group | -854 | -1,081 |
| 686 | Zinc | -680 | -1,074 |
| 726 | Printing and bookbinding machinery and parts thereof | -941 | -1,065 |
| 541 | Medicinal and pharmaceutical products, other than medicaments of group 542 | -799 | -1,046 |
| 001 | Live animals other than animals of division 03 | -443 | -991 |
| 121 | Tobacco, unmanufactured; tobacco refuse | -1,045 | -909 |
| 725 | Paper mill and pulp mill machinery, paper-cutting machines and other machinery for the manufacture of paper articles; parts thereof | -937 | -904 |
| 664 | Glass | -927 | -881 |
| 885 | Watches and clocks | -857 | -861 |
| 531 | Synthetic organic colouring matter and colour lakes, and preparations based thereon | -728 | -833 |
| 712 | Steam turbines and other vapour turbines and parts thereof, n.e.s. | -971 | -833 |
| 516 | Other organic chemicals | -648 | -802 |
| 784 | Parts and accessories of the motor vehicles of groups 722, 781, 782 and 783 | -3,877 | -801 |
| 891 | Arms and ammunition | -727 | -697 |
| 251 | Pulp and waste paper | -478 | -683 |
| 287 | Ores and concentrates of base metals, n.e.s. | -407 | -671 |
| 685 | Lead | -539 | -663 |
| 727 | Food-processing machines (excluding domestic); parts thereof | -694 | -659 |
| 551 | Essential oils, perfume and flavour materials | -279 | -596 |
| 273 | Stone, sand and gravel | -504 | -586 |
| 678 | Wire of iron or steel | -505 | -572 |
| 746 | Ball- or roller bearings | -798 | -531 |
| 722 | Tractors (other than those of headings 744.14 and 744.15) | -354 | -530 |
| 285 | Aluminium ores and concentrates (including alumina) | 847 | -496 |
| 581 | Tubes, pipes and hoses, and fittings therefor, of plastics | -515 | -494 |
| 871 | Optical instruments and apparatus, n.e.s. | -420 | -486 |
| 023 | Butter and other fats and oils derived from milk | -433 | -485 |
| 291 | Crude animal materials, n.e.s. | -349 | -481 |

| Code and label, SITC rev. 4, 3-digit level | | 2013 | 2014 |
|--|--|----------------------|------|
| | | Value in USD Million | |
| 351 | Electric current | -405 | -477 |
| 791 | Railway vehicles (including hovertrains) and associated equipment | -740 | -451 |
| 654 | Other textile fabrics, woven | -408 | -443 |
| 024 | Cheese and curd | -388 | -434 |
| 663 | Mineral manufactures, n.e.s. | -545 | -433 |
| 721 | Agricultural machinery (excluding tractors) and parts thereof | -456 | -415 |
| 211 | Hides and skins (except furskins), raw | -341 | -410 |
| 573 | Polymers of vinyl chloride or of other halogenated olefins, in primary forms | -237 | -404 |

TABLE 3B.1
ASEAN EXPORTS OF TOP 5 SITC 3-DIGIT PRODUCT GROUPS BY SITC 5-DIGIT LEVEL
(Products sorted on the basis of 2014 exports values)

| Code and label, SITC rev. 4, 3- to 5-digit level | | 2013 | 2014 | 2013/2014 | 2013 | 2014 |
|--|--|----------------------|-----------|-----------------|------------|-----------|
| | | Value in USD Million | | Growth Rate (%) | Percentage | Share (%) |
| TOTAL ASEAN EXPORTS (Intra+Extra) | | 1,271,128 | 1,292,400 | 1.7 | 100.0 | 100.0 |
| 776 | Thermionic, cold cathode or photo-cathode valves and tubes (e.g., vacuum or vapour or gas-filled valves and tubes, mercury arc rectifying valves and tubes, cathode-ray tubes, television camera tubes); diodes, transistors and similar semiconductor devices; photosensitive semiconductor devices; light-emitting diodes; mounted piezoelectric crystals; electronic integrated circuits and microassemblies; parts thereof | 147,684 | 155,216 | 5.1 | 11.6 | 12.0 |
| 776.11 | Television picture tubes, cathode-ray, colour | 125 | 50 | -60.3 | 0.0 | 0.0 |
| 776.12 | Television picture tubes, cathode-ray, black and white or other monochrome | 1 | 3 | 88.9 | 0.0 | 0.0 |
| 776.21 | Television camera tubes; image converters and intensifiers; other photocathode tubes | 1 | 3 | 102.5 | 0.0 | 0.0 |
| 776.23 | Other cathode-ray tubes | 15 | 19 | 24.8 | 0.0 | 0.0 |
| 776.25 | Microwave tubes (excluding grid-controlled tubes) | 24 | 38 | 57.2 | 0.0 | 0.0 |
| 776.27 | Other valves and tubes | 28 | 22 | -21.5 | 0.0 | 0.0 |
| 776.29 | Parts of the tubes and valves of subgroups 776.1 and 776.2 | 27 | 22 | -17.1 | 0.0 | 0.0 |
| 776.31 | Diodes, other than photosensitive or light-emitting diodes | 1,644 | 1,452 | -11.7 | 0.1 | 0.1 |
| 776.32 | Transistors (excluding photosensitive transistors) with a dissipation rate of less than one watt | 1,099 | 925 | -15.9 | 0.1 | 0.1 |
| 776.33 | Transistors (excluding photosensitive transistors) with a dissipation rate of one watt or more | 3,784 | 3,789 | 0.1 | 0.3 | 0.3 |
| 776.35 | Thyristors, diacs and triacs (excluding photosensitive devices) | 41 | 43 | 6.4 | 0.0 | 0.0 |
| 776.37 | Photosensitive semiconductor devices; light-emitting diodes | 6,198 | 6,980 | 12.6 | 0.5 | 0.5 |
| 776.39 | Other semiconductor devices | 1,962 | 1,823 | -7.1 | 0.2 | 0.1 |
| 776.42 | Processors and controllers, whether or not combined with memories, converters, logic circuits, amplifiers, clock and timing circuits, or other circuits | 60,722 | 66,744 | 9.9 | 4.8 | 5.2 |
| 776.44 | Memories | 10,567 | 11,719 | 10.9 | 0.8 | 0.9 |
| 776.46 | Amplifiers | 1,507 | 2,171 | 44.1 | 0.1 | 0.2 |
| 776.49 | Other | 45,633 | 45,026 | -1.3 | 3.6 | 3.5 |
| 776.81 | Piezoelectric crystals, mounted | 1,134 | 1,073 | -5.4 | 0.1 | 0.1 |
| 776.88 | Parts of the devices of subgroup 776.3 and of the mounted piezoelectric crystals of heading 776.81 | 3,059 | 3,877 | 26.8 | 0.2 | 0.3 |
| 776.89 | Parts of the articles of subgroup 776.4 | 10,111 | 9,438 | -6.6 | 0.8 | 0.7 |
| 334 | Petroleum oils and oils obtained from bituminous minerals (other than crude); preparations, n.e.s., containing by weight 70% or more of petroleum oils or of oils obtained from bituminous minerals, these oils being the basic constituents of the preparations; waste oils | 103,708 | 97,257 | -6.2 | 8.2 | 7.5 |
| 334.6 | Petroleum oils and oils obtained from bituminous minerals (other than crude) and preparations n.e.s., containing by weight 70% or more of petroleum oils or of oils obtained from bituminous minerals | 103,690 | 97,234 | -6.2 | 8.2 | 7.5 |
| 334.7 | Waste oils | 18 | 23 | 30.0 | 0.0 | 0.0 |
| 764 | Telecommunications equipment, n.e.s., and parts, n.e.s., and accessories of apparatus falling within division 76 | 50,637 | 53,486 | 5.6 | 4.0 | 4.1 |
| 764.11 | Telephone sets, including telephones for cellular networks or for other wireless networks | 25,951 | 28,278 | 9.0 | 2.0 | 2.2 |

| Code and label, SITC rev. 4, 3- to 5-digit level | | 2013 | 2014 | 2013/2014 | 2013 | 2014 |
|--|---|----------------------|--------|-----------------|------------|-----------|
| | | Value in USD Million | | Growth Rate (%) | Percentage | Share (%) |
| 764.12 | Other apparatus for transmission or reception of voice, images or other data, including apparatus for communication in a wired or wireless network (such as a local or wide area network) | 6,471 | 6,915 | 6.9 | 0.5 | 0.5 |
| 764.18 | Parts | 4,588 | 4,594 | 0.1 | 0.4 | 0.4 |
| 764.21 | Microphones and stands therefor | 296 | 353 | 19.3 | 0.0 | 0.0 |
| 764.22 | Loudspeakers, mounted in their enclosures | 372 | 460 | 23.5 | 0.0 | 0.0 |
| 764.23 | Loudspeakers, not mounted in their enclosures | 681 | 861 | 26.5 | 0.1 | 0.1 |
| 764.24 | Headphones, earphones and combined microphone/speaker sets | 880 | 748 | -15.0 | 0.1 | 0.1 |
| 764.25 | Audio- frequency electric amplifiers | 242 | 223 | -7.6 | 0.0 | 0.0 |
| 764.26 | Electric sound amplifier sets | 78 | 91 | 15.7 | 0.0 | 0.0 |
| 764.31 | Transmission apparatus | 380 | 366 | -3.6 | 0.0 | 0.0 |
| 764.32 | Transmission apparatus incorporating reception apparatus | 233 | 527 | 126.2 | 0.0 | 0.0 |
| 764.83 | Radar apparatus, radio navigational aid apparatus and radio remote control apparatus | 681 | 817 | 19.9 | 0.1 | 0.1 |
| 764.84 | Television cameras, digital cameras and video camera recorders | 4,031 | 3,709 | -8.0 | 0.3 | 0.3 |
| 764.92 | Parts and accessories suitable for use solely or principally with the apparatus and equipment of subgroup 764.2 | 504 | 525 | 4.0 | 0.0 | 0.0 |
| 764.93 | Parts and accessories suitable for use solely or principally with the apparatus and equipment of groups 761 and 762 and subgroups 764.3 and 764.8 | 3,928 | 3,957 | 0.7 | 0.3 | 0.3 |
| 764.99 | Parts and accessories suitable for use solely or principally with the apparatus falling within group 763 | 1,322 | 1,062 | -19.7 | 0.1 | 0.1 |
| 343 | Natural gas, whether or not liquefied | 46,589 | 46,189 | -0.9 | 3.7 | 3.6 |
| 343.1 | Natural gas, liquefied | 37,750 | 38,099 | 0.9 | 3.0 | 2.9 |
| 343.2 | Natural gas, in the gaseous state | 8,839 | 8,090 | -8.5 | 0.7 | 0.6 |
| 752 | Automatic data-processing machines and units thereof; magnetic or optical readers, machines for transcribing data onto data media in coded form and machines for processing such data, n.e.s. | 37,518 | 37,930 | 1.1 | 3.0 | 2.9 |
| 752.2 | Portable automatic data processing machines, weighing not more than 10 kg, consisting of a least a central processing unit, a keyboard and a display | 5,056 | 4,975 | -1.6 | 0.40 | 0.38 |
| 752.3 | Other automatic data processing machines | 4,276 | 4,662 | 9.0 | 0.34 | 0.36 |
| 752.6 | Input or output units, whether or not containing storage units in the same housing | 971 | 861 | -11.3 | 0.08 | 0.07 |
| 752.7 | Storage units | 22,444 | 22,896 | 2.0 | 1.77 | 1.77 |
| 752.8 | Other units of automatic data processing machines | 3,414 | 3,166 | -7.3 | 0.27 | 0.24 |
| 752.9 | Data-processing equipment, n.e.s. | 1,357 | 1,371 | 1.0 | 0.11 | 0.11 |

TABLE 3B.2
ASEAN IMPORTS OF TOP 5 SITC 3-DIGIT PRODUCT GROUPS BY SITC 5-DIGIT LEVEL
(Products sorted on the basis of 2014 imports values)

| Code and label, SITC rev. 4, 3- to 5-digit level | | 2013 | 2014 | 2013/2014 | 2013 | 2014 |
|--|--|----------------------|-----------|-----------------|------------|-----------|
| | | Value in USD Million | | Growth Rate (%) | Percentage | Share (%) |
| TOTAL ASEAN IMPORTS (Intra+Extra) | | 1,240,388 | 1,236,216 | -0.3 | 100.0 | 100.0 |
| 334 | Petroleum oils and oils obtained from bituminous minerals (other than crude); preparations, n.e.s., containing by weight 70% or more of petroleum oils or of oils obtained from bituminous minerals, these oils being the basic constituents of the preparations; waste oils | 144,341 | 144,667 | 0.2 | 11.6 | 11.7 |
| 334.6 | Petroleum oils and oils obtained from bituminous minerals (other than crude) and preparations n.e.s., containing by weight 70% or more of petroleum oils or of oils obtained from bituminous minerals | 144,316 | 144,650 | 0.2 | 11.6 | 11.7 |
| 334.7 | Waste oils | 25 | 17 | -30.8 | 0.0 | 0.0 |
| 776 | Thermionic, cold cathode or photo-cathode valves and tubes (e.g., vacuum or vapour or gas-filled valves and tubes, mercury arc rectifying valves and tubes, cathode-ray tubes, television camera tubes); diodes, transistors and similar semiconductor devices; photosensitive semiconductor devices; light-emitting diodes; mounted piezoelectric crystals; electronic integrated circuits and microassemblies; parts thereof | 129,089 | 129,051 | 0.0 | 10.4 | 10.4 |
| 776.11 | Television picture tubes, cathode-ray, colour | 76 | 26 | -66.2 | 0.0 | 0.0 |
| 776.12 | Television picture tubes, cathode-ray, black and white or other monochrome | 0 | 0 | -13.9 | 0.0 | 0.0 |

| Code and label, SITC rev. 4, 3- to 5-digit level | | 2013 | 2014 | 2013/2014 | 2013 | 2014 |
|--|---|----------------------|--------|-----------------|------------|-----------|
| | | Value in USD Million | | Growth Rate (%) | Percentage | Share (%) |
| 776.21 | Television camera tubes; image converters and intensifiers; other photocathode tubes | 8 | 15 | 85.1 | 0.0 | 0.0 |
| 776.23 | Other cathode-ray tubes | 21 | 21 | 1.7 | 0.0 | 0.0 |
| 776.25 | Microwave tubes (excluding grid-controlled tubes) | 23 | 22 | -7.0 | 0.0 | 0.0 |
| 776.27 | Other valves and tubes | 21 | 22 | 4.9 | 0.0 | 0.0 |
| 776.29 | Parts of the tubes and valves of subgroups 776.1 and 776.2 | 20 | 14 | -29.7 | 0.0 | 0.0 |
| 776.31 | Diodes, other than photosensitive or light-emitting diodes | 1,528 | 1,432 | -6.3 | 0.1 | 0.1 |
| 776.32 | Transistors (excluding photosensitive transistors) with a dissipation rate of less than one watt | 231 | 273 | 18.4 | 0.0 | 0.0 |
| 776.33 | Transistors (excluding photosensitive transistors) with a dissipation rate of one watt or more | 2,669 | 2,768 | 3.7 | 0.2 | 0.2 |
| 776.35 | Thyristors, diacs and triacs (excluding photosensitive devices) | 90 | 87 | -2.9 | 0.0 | 0.0 |
| 776.37 | Photosensitive semiconductor devices; light-emitting diodes | 2,975 | 3,294 | 10.7 | 0.2 | 0.3 |
| 776.39 | Other semiconductor devices | 1,079 | 976 | -9.5 | 0.1 | 0.1 |
| 776.42 | Processors and controllers, whether or not combined with memories, converters, logic circuits, amplifiers, clock and timing circuits, or other circuits | 34,216 | 35,254 | 3.0 | 2.8 | 2.9 |
| 776.44 | Memories | 4,717 | 5,865 | 24.3 | 0.4 | 0.5 |
| 776.46 | Amplifiers | 498 | 533 | 7.0 | 0.0 | 0.0 |
| 776.49 | Other | 53,042 | 50,789 | -4.2 | 4.3 | 4.1 |
| 776.81 | Piezoelectric crystals, mounted | 646 | 681 | 5.4 | 0.1 | 0.1 |
| 776.88 | Parts of the devices of subgroup 776.3 and of the mounted piezoelectric crystals of heading 776.81 | 2,410 | 2,736 | 13.5 | 0.2 | 0.2 |
| 776.89 | Parts of the articles of subgroup 776.4 | 24,815 | 24,240 | -2.3 | 2.0 | 2.0 |
| 333 | Petroleum oils and oils obtained from bituminous minerals, crude | 101,455 | 95,211 | -6.2 | 8.2 | 7.7 |
| 333.0 | Petroleum oils and oils obtained from bituminous minerals, crude | 101,455 | 95,211 | -6.2 | 8.2 | 7.7 |
| 764 | Telecommunications equipment, n.e.s., and parts, n.e.s., and accessories of apparatus falling within division 76 | 46,086 | 46,217 | 0.3 | 3.7 | 3.7 |
| 764.11 | Telephone sets, including telephones for cellular networks or for other wireless networks | 16,349 | 16,211 | -0.8 | 1.3 | 1.3 |
| 764.12 | Other apparatus for transmission or reception of voice, images or other data, including apparatus for communication in a wired or wireless network (such as a local or wide area network) | 6,307 | 7,040 | 11.6 | 0.5 | 0.6 |
| 764.18 | Parts | 10,046 | 9,680 | -3.6 | 0.8 | 0.8 |
| 764.21 | Microphones and stands therefor | 186 | 213 | 14.5 | 0.0 | 0.0 |
| 764.22 | Loudspeakers, mounted in their enclosures | 292 | 292 | -0.1 | 0.0 | 0.0 |
| 764.23 | Loudspeakers, not mounted in their enclosures | 543 | 537 | -1.0 | 0.0 | 0.0 |
| 764.24 | Headphones, earphones and combined microphone/speaker sets | 253 | 243 | -3.9 | 0.0 | 0.0 |
| 764.25 | Audio-frequency electric amplifiers | 160 | 148 | -7.4 | 0.0 | 0.0 |
| 764.26 | Electric sound amplifier sets | 69 | 63 | -9.0 | 0.0 | 0.0 |
| 764.31 | Transmission apparatus | 183 | 208 | 14.0 | 0.0 | 0.0 |
| 764.32 | Transmission apparatus incorporating reception apparatus | 202 | 212 | 5.1 | 0.0 | 0.0 |
| 764.83 | Radar apparatus, radio navigational aid apparatus and radio remote control apparatus | 595 | 530 | -10.9 | 0.0 | 0.0 |
| 764.84 | Television cameras, digital cameras and video camera recorders | 2,777 | 2,603 | -6.2 | 0.2 | 0.2 |
| 764.92 | Parts and accessories suitable for use solely or principally with the apparatus and equipment of subgroup 764.2 | 657 | 727 | 10.7 | 0.1 | 0.1 |
| 764.93 | Parts and accessories suitable for use solely or principally with the apparatus and equipment of groups 761 and 762 and subgroups 764.3 and 764.8 | 6,680 | 6,767 | 1.3 | 0.5 | 0.5 |
| 764.99 | Parts and accessories suitable for use solely or principally with the apparatus falling within group 763 | 788 | 743 | -5.8 | 0.1 | 0.1 |
| 772 | Electrical apparatus for switching or protecting electrical circuits or for making connections to or in electrical circuits (e.g., switches, relays, fuses, lightning arresters, voltage limiters, surge suppressors, plugs and sockets, lamp-holders and junction boxes); electrical resistors (including rheostats and potentiometers), other than heating resistors; printed circuits; boards, panels (including numerical control panels), consoles, desks, cabinets and other bases, equipped with two or more apparatus for switching, protecting or for making connections to or in electrical circuits, for electric control or the distribution of electricity (excluding switching apparatus of subgroup 764.1) | 23,424 | 22,914 | -2.2 | 1.9 | 1.9 |
| 772.2 | Printed circuits | 5,813 | 5,747 | -1.1 | 0.5 | 0.5 |
| 772.31 | Fixed carbon resistors, composition- or film- type | 254 | 188 | -25.8 | 0.0 | 0.0 |
| 772.32 | Other fixed resistors | 572 | 551 | -3.6 | 0.0 | 0.0 |

| Code and label, SITC rev. 4, 3- to 5-digit level | | 2013 | 2014 | 2013/2014 | 2013 | 2014 |
|--|---|----------------------|-------|-----------------|------------|-----------|
| | | Value in USD Million | | Growth Rate (%) | Percentage | Share (%) |
| 772.33 | Wire-wound variable resistors (including rheostats and potentiometers) | 85 | 70 | -18.0 | 0.0 | 0.0 |
| 772.35 | Other variable resistors (including rheostats and potentiometers) | 194 | 188 | -3.1 | 0.0 | 0.0 |
| 772.38 | Parts for the electrical resistors of subgroup 772.3 | 154 | 94 | -38.7 | 0.0 | 0.0 |
| 772.41 | Fuses | 87 | 43 | -51.2 | 0.0 | 0.0 |
| 772.42 | Automatic circuit-breakers for a voltage of less than 72.5 kV | 126 | 114 | -9.0 | 0.0 | 0.0 |
| 772.43 | Other automatic circuit-breakers | 84 | 111 | 31.3 | 0.0 | 0.0 |
| 772.44 | Isolating switches and make-and-break switches | 181 | 150 | -16.8 | 0.0 | 0.0 |
| 772.45 | Lightning arresters, voltage limiters and surge suppressors | 54 | 59 | 8.7 | 0.0 | 0.0 |
| 772.49 | Other electrical apparatus for switching or protecting electrical circuits, or for making connections to or in electrical circuits | 610 | 568 | -6.8 | 0.0 | 0.0 |
| 772.51 | Fuses | 275 | 273 | -0.5 | 0.0 | 0.0 |
| 772.52 | Automatic circuit-breakers | 565 | 506 | -10.4 | 0.0 | 0.0 |
| 772.53 | Other apparatus for protecting electrical circuits | 220 | 226 | 2.7 | 0.0 | 0.0 |
| 772.54 | Relays | 661 | 631 | -4.4 | 0.1 | 0.1 |
| 772.55 | Other switches | 1,143 | 1,165 | 1.9 | 0.1 | 0.1 |
| 772.56 | Connectors for optical fibres, optical fibre bundles or cables | 254 | 162 | -36.4 | 0.0 | 0.0 |
| 772.57 | Lamp-holders | 30 | 30 | -2.1 | 0.0 | 0.0 |
| 772.58 | Plugs and sockets | 907 | 909 | 0.3 | 0.1 | 0.1 |
| 772.59 | Other electrical apparatus for switching or protecting electrical circuits, or for making connections to or in electrical circuits | 4,765 | 4,783 | 0.4 | 0.4 | 0.4 |
| 772.61 | Boards, panels (including numerical control panels), consoles, desks, cabinets and other bases, equipped with two or more apparatus of subgroup 772.4 or 772.5, for a voltage not exceeding 1,000 V | 3,145 | 3,133 | -0.4 | 0.3 | 0.3 |
| 772.62 | Boards, panels (including numerical control panels), consoles, desks, cabinets and other bases, equipped with two or more apparatus of subgroup 772.4 or 772.5, for a voltage exceeding 1,000 V | 1,184 | 1,075 | -9.3 | 0.1 | 0.1 |
| 772.81 | Boards, panels, consoles, desks, cabinets and other bases for the goods of subgroup 772.6, not equipped with their apparatus | 251 | 211 | -16.0 | 0.0 | 0.0 |
| 772.82 | Other parts | 1,810 | 1,926 | 6.4 | 0.1 | 0.2 |

TABLE 3B.3
ASEAN EXPORTS OF TOP 5 SITC 3-DIGIT PRODUCT GROUPS
BY SITC 5-DIGIT LEVEL AND THEIR INTRA- AND EXTRA-ASEAN SHARES
(Products sorted on the basis of 2014 exports values)

| Code and label, SITC rev. 4, 3- to 5-digit level | | Value in USD Million | | Share to Total Exports (%) | | | |
|--|--|-----------------------------|-----------|----------------------------|-------------|-------------|-------------|
| | | 2013 | 2014 | 2013 | | 2014 | |
| | | Total Exports (Intra+Extra) | | Intra-ASEAN | Extra-ASEAN | Intra-ASEAN | Extra-ASEAN |
| ASEAN EXPORTS | | 1,271,128 | 1,292,400 | 26.0 | 74.0 | 25.5 | 74.5 |
| 776 | Thermionic, cold cathode or photo-cathode valves and tubes (e.g., vacuum or vapour or gas-filled valves and tubes, mercury arc rectifying valves and tubes, cathode-ray tubes, television camera tubes); diodes, transistors and similar semiconductor devices; photosensitive semiconductor devices; light-emitting diodes; mounted piezoelectric crystals; electronic integrated circuits and microassemblies; parts thereof | 147,684 | 155,216 | 19.8 | 78.1 | 38.8 | 80.9 |
| 776.11 | Television picture tubes, cathode-ray, colour | 125 | 50 | 57.7 | 331.6 | 38.7 | 213.4 |
| 776.12 | Television picture tubes, cathode-ray, black and white or monochrome | 1 | 3 | 4.1 | 43.2 | 14.6 | 38.3 |
| 776.21 | Television camera tubes; image converters and intensifiers; other photocathode tubes | 1 | 3 | 33.2 | 184.9 | 6.0 | 43.4 |
| 776.23 | Other cathode-ray tubes | 15 | 19 | 13.8 | 74.0 | 3.4 | 76.7 |
| 776.25 | Microwave tubes (excluding grid-controlled tubes) | 24 | 38 | 4.7 | 26.3 | 3.0 | 60.6 |
| 776.27 | Other valves and tubes | 28 | 22 | 73.0 | 63.8 | 65.1 | 62.4 |
| 776.29 | Parts of the tubes and valves of subgroups 776.1 and 776.2 | 27 | 22 | 41.4 | 70.4 | 24.3 | 96.3 |
| 776.31 | Diodes, other than photosensitive or light-emitting diodes | 1,644 | 1,452 | 37.4 | 69.6 | 33.9 | 79.4 |
| 776.32 | Transistors (excluding photosensitive transistors) with a dissipation rate of less than one watt | 1,099 | 925 | 15.7 | 83.5 | 56.2 | 62.7 |

| Code and label, SITC rev. 4, 3- to 5-digit level | | Value in USD Million | | Share to Total Exports (%) | | | |
|--|--|-----------------------------|--------|----------------------------|-------------|-------------|-------------|
| | | 2013 | 2014 | 2013 | | 2014 | |
| | | Total Exports (Intra+Extra) | | Intra-ASEAN | Extra-ASEAN | Intra-ASEAN | Extra-ASEAN |
| 776.33 | Transistors (excluding photosensitive transistors) with a dissipation rate of one watt or more | 3,784 | 3,789 | 34.8 | 62.2 | 27.5 | 72.3 |
| 776.35 | Thyristors, diacs and triacs (excluding photosensitive devices) | 41 | 43 | 42.7 | 71.2 | 26.2 | 67.8 |
| 776.37 | Photosensitive semiconductor devices; light-emitting diodes | 6,198 | 6,980 | 9.6 | 74.0 | 12.4 | 76.4 |
| 776.39 | Other semiconductor devices | 1,962 | 1,823 | 17.3 | 66.4 | 18.4 | 89.2 |
| 776.42 | Processors and controllers, whether or not combined with memories, converters, logic circuits, amplifiers, clock and timing circuits, or other circuits | 60,722 | 66,744 | 16.0 | 77.1 | 13.1 | 73.4 |
| 776.44 | Memories | 10,567 | 11,719 | 21.2 | 67.1 | 15.4 | 74.8 |
| 776.46 | Amplifiers | 1,507 | 2,171 | 16.6 | 73.1 | 9.1 | 60.3 |
| 776.49 | Other | 45,633 | 45,026 | 20.4 | 69.8 | 25.9 | 75.5 |
| 776.81 | Piezoelectric crystals, mounted | 1,134 | 1,073 | 16.9 | 79.2 | 20.5 | 85.2 |
| 776.88 | Parts of the devices of subgroup 776.3 and of the mounted piezoelectric crystals of heading 776.81 | 3,059 | 3,877 | 20.2 | 63.3 | 16.8 | 62.1 |
| 776.89 | Parts of the articles of subgroup 776.4 | 10,111 | 9,438 | 19.0 | 60.2 | 29.2 | 78.3 |
| 334 | Petroleum oils and oils obtained from bituminous minerals (other than crude), preparations, n.e.s., containing by weight 70% or more of petroleum oils or of oils obtained from bituminous minerals, these oils being the basic constituents of the preparations; waste oils | 103,708 | 97,257 | 57.8 | 41.7 | 30.4 | 45.2 |
| 334.6 | Petroleum oils and oils obtained from bituminous minerals (other than crude) and preparations n.e.s., containing by weight 70% or more of petroleum oils or of oils obtained from bituminous minerals | 103,690 | 97,234 | 54.1 | 41.3 | 61.6 | 44.5 |
| 334.7 | Waste oils | 18 | 23 | 61.9 | 32.8 | 43.6 | 33.3 |
| 764 | Telecommunications equipment, n.e.s., and parts, n.e.s., and accessories of apparatus falling within division 76 | 50,637 | 53,486 | 19.2 | 80.6 | 17.7 | 69.7 |
| 764.11 | Telephone sets, including telephones for cellular networks or for other wireless networks | 25,951 | 28,278 | 16.0 | 51.8 | 20.0 | 71.6 |
| 764.12 | Other apparatus for transmission or reception of voice, images or other data, including apparatus for communication in a wired or wireless network (such as a local or wide area network) | 6,471 | 6,915 | 13.4 | 70.9 | 11.1 | 81.6 |
| 764.18 | Parts | 4,588 | 4,594 | 15.1 | 94.3 | 10.6 | 88.3 |
| 764.21 | Microphones and stands therefor | 372 | 460 | 10.4 | 55.3 | 9.4 | 55.0 |
| 764.22 | Loudspeakers, mounted in their enclosures | | | | | | |
| 764.23 | Loudspeakers, not mounted in their enclosures | 681 | 817 | 18.7 | 66.4 | 15.1 | 68.2 |
| 764.24 | Headphones, earphones and combined microphone/speaker sets | | | | | | |
| 764.25 | Audio- frequency electric amplifiers | 242 | 223 | 11.7 | 82.8 | 20.6 | 87.6 |
| 764.26 | Electric sound amplifier sets | 380 | 366 | 6.3 | 12.3 | 6.7 | 14.6 |
| 764.31 | Transmission apparatus | | | | | | |
| 764.32 | Transmission apparatus incorporating reception apparatus | 233 | 527 | 43.8 | 62.6 | 15.5 | 28.7 |
| 764.83 | Radar apparatus, radio navigational aid apparatus and radio remote control apparatus | | | | | | |
| 764.84 | Television cameras, digital cameras and video camera recorders | 4,031 | 3,709 | 15.6 | 96.0 | 16.0 | 92.6 |
| 764.92 | Parts and accessories suitable for use solely or principally with the apparatus and equipment of subgroup 764.2 | 3,928 | 3,957 | 4.5 | 8.3 | 5.0 | 7.8 |
| 764.93 | Parts and accessories suitable for use solely or principally with the apparatus and equipment of groups 761 and 762 and subgroups 764.3 and 764.8 | 1,322 | 1,062 | 74.1 | 245.6 | 86.7 | 286.9 |
| 764.99 | Parts and accessories suitable for use solely or principally with the apparatus falling within group 763 | 1,322 | 1,062 | 42.4 | 70.3 | 44.2 | 80.3 |
| 343 | Natural gas, whether or not liquefied | 46,589 | 46,189 | 20.5 | 79.5 | 19.3 | 80.0 |
| 343.1 | Natural gas, liquefied | 37,750 | 38,099 | 0.0 | 104.4 | 1.8 | 97.3 |
| 343.2 | Natural gas, in the gaseous state | 8,839 | 8,090 | 86.8 | 0.0 | 109.3 | 0.0 |
| 752 | Automatic data-processing machines and units thereof, magnetic or optical readers, machines for transcribing data onto data media in coded form and machines for processing such data, n.e.s. | 37,518 | 37,930 | 14.9 | 85.9 | 22.8 | 88.8 |
| 752.2 | Portable automatic data processing machines, weighing not more than 10 kg, consisting of a least a central processing unit, a keyboard and a display | 5,056 | 4,975 | 33.7 | 53.2 | 26.2 | 75.4 |
| 752.3 | Other automatic data processing machines | 4,276 | 4,662 | 16.1 | 59.2 | 17.5 | 74.3 |

| Code and label, SITC rev. 4, 3- to 5-digit level | Value in USD Million | | Share to Total Exports (%) | | | | |
|--|--|--------|----------------------------|-------------|-------------|-------------|-------|
| | 2013 | 2014 | 2013 | | 2014 | | |
| | Total Exports (Intra+Extra) | | Intra-ASEAN | Extra-ASEAN | Intra-ASEAN | Extra-ASEAN | |
| 752.6 | Input or output units, whether or not containing storage units in the same housing | 971 | 861 | 44.0 | 181.9 | 31.3 | 117.0 |
| 752.7 | Storage units | 22,444 | 22,896 | 11.1 | 99.5 | 10.3 | 87.7 |
| 752.8 | Other units of automatic data processing machines | 3,414 | 3,166 | 6.7 | 74.3 | 10.3 | 97.6 |
| 752.9 | Data-processing equipment, n.e.s. | 1,357 | 1,371 | 38.3 | 57.0 | 39.2 | 59.8 |

TABLE 3B.4
ASEAN IMPORTS OF TOP 5 SITC 3-DIGIT PRODUCT GROUPS
BY SITC 5-DIGIT LEVEL AND THEIR INTRA- AND EXTRA-ASEAN SHARES
(Products sorted on the basis of 2014 imports values)

| Code and label, SITC rev. 4, 3- to 5-digit level | Value in USD Million | | Share to Total Imports (%) | | | | |
|--|--|-----------|----------------------------|-------------|-------------|-------------|-------|
| | 2013 | 2014 | 2013 | | 2014 | | |
| | Total Imports (Intra+Extra) | | Intra-ASEAN | Extra-ASEAN | Intra-ASEAN | Extra-ASEAN | |
| ASEAN IMPORTS | | 1,240,388 | 1,236,216 | 22.4 | 77.6 | 22.5 | 77.5 |
| 334 | Petroleum oils and oils obtained from bituminous minerals (other than crude); preparations, n.e.s., containing by weight 70% or more of petroleum oils or of oils obtained from bituminous minerals, these oils being the basic constituents of the preparations; waste oils | 144,341 | 144,667 | 41.2 | 57.3 | 39.5 | 70.9 |
| 334.6 | Petroleum oils and oils obtained from bituminous minerals (other than crude) and preparations n.e.s., containing by weight 70% or more of petroleum oils or of oils obtained from bituminous minerals | 144,316 | 144,650 | 36.7 | 55.1 | 41.2 | 57.1 |
| 334.7 | Waste oils | 25 | 17 | 30.9 | 89.6 | 45.6 | 98.9 |
| 776 | Thermionic, cold cathode or photo-cathode valves and tubes (e.g., vacuum or vapour or gas-filled valves and tubes, mercury arc rectifying valves and tubes, cathode-ray tubes, television camera tubes); diodes, transistors and similar semiconductor devices; photosensitive semiconductor devices; light-emitting diodes; mounted piezoelectric crystals; electronic integrated circuits and microassemblies; parts thereof | 129,089 | 129,051 | 21.6 | 77.7 | 20.5 | 67.9 |
| 776.11 | Television picture tubes, cathode-ray, colour | 76 | 26 | 103.5 | 73.0 | 58.8 | 237.4 |
| 776.12 | Television picture tubes, cathode-ray, black and white or other monochrome | 0 | 0 | 44.7 | 50.8 | 3.8 | 112.3 |
| 776.21 | Television camera tubes; image converters and intensifiers; other photocathode tubes | 8 | 15 | 5.8 | 202.3 | 1.2 | 52.8 |
| 776.23 | Other cathode-ray tubes | 21 | 21 | 4.6 | 89.8 | 2.2 | 96.1 |
| 776.25 | Microwave tubes (excluding grid-controlled tubes) | 23 | 22 | 12.2 | 111.4 | 15.1 | 92.4 |
| 776.27 | Other valves and tubes | 21 | 22 | 15.8 | 107.7 | 13.1 | 82.2 |
| 776.29 | Parts of the tubes and valves of subgroups 776.1 and 776.2 | 20 | 14 | 62.9 | 187.5 | 24.5 | 117.9 |
| 776.31 | Diodes, other than photosensitive or light-emitting diodes | 1,528 | 1,432 | 23.1 | 68.8 | 37.4 | 69.3 |
| 776.32 | Transistors (excluding photosensitive transistors) with a dissipation rate of less than one watt | 231 | 273 | 56.6 | 102.5 | 25.4 | 59.1 |
| 776.33 | Transistors (excluding photosensitive transistors) with a dissipation rate of one watt or more | 2,669 | 2,768 | 46.7 | 49.0 | 46.8 | 49.6 |
| 776.35 | Thyristors, diacs and triacs (excluding photosensitive devices) | 90 | 87 | 13.5 | 97.3 | 11.1 | 91.9 |
| 776.37 | Photosensitive semiconductor devices; light-emitting diodes | 2,975 | 3,294 | 14.7 | 59.1 | 20.0 | 70.4 |
| 776.39 | Other semiconductor devices | 1,079 | 976 | 18.7 | 46.9 | 24.4 | 86.1 |
| 776.42 | Processors and controllers, whether or not combined with memories, converters, logic circuits, amplifiers, clock and timing circuits, or other circuits | 34,216 | 35,254 | 18.1 | 67.4 | 14.8 | 79.4 |
| 776.44 | Memories | 4,717 | 5,865 | 12.4 | 59.9 | 18.1 | 62.4 |
| 776.46 | Amplifiers | 498 | 533 | 30.0 | 73.9 | 25.1 | 68.3 |
| 776.49 | Other | 53,042 | 50,789 | 25.4 | 73.6 | 27.4 | 77.1 |
| 776.81 | Piezoelectric crystals, mounted | 646 | 681 | 25.6 | 74.1 | 26.5 | 68.4 |
| 776.88 | Parts of the devices of subgroup 776.3 and of the mounted piezoelectric crystals of heading 776.81 | 2,410 | 2,736 | 22.0 | 74.1 | 18.2 | 69.9 |
| 776.89 | Parts of the articles of subgroup 776.4 | 24,815 | 24,240 | 17.7 | 75.6 | 16.6 | 85.9 |
| 333 | Petroleum oils and oils obtained from bituminous minerals, crude | 101,455 | 95,211 | 9.4 | 90.6 | 10.5 | 89.5 |

| Code and label, SITC rev. 4, 3- to 5-digit level | | Value in USD Million | | Share to Total Imports (%) | | | |
|--|---|-----------------------------|--------|----------------------------|-------------|-------------|-------------|
| | | 2013 | 2014 | 2013 | | 2014 | |
| | | Total Imports (Intra+Extra) | | Intra-ASEAN | Extra-ASEAN | Intra-ASEAN | Extra-ASEAN |
| 333.0 | Petroleum oils and oils obtained from bituminous minerals, crude | 101,455 | 95,211 | 8.4 | 93.8 | 10.0 | 96.5 |
| 764 | Telecommunications equipment, n.e.s., and parts, n.e.s., and accessories of apparatus falling within division 76 | 46,086 | 46,217 | 15.6 | 83.9 | 20.4 | 81.4 |
| 764.11 | Telephone sets, including telephones for cellular networks or for other wireless networks | 16,349 | 16,211 | 19.1 | 73.1 | 24.8 | 75.0 |
| 764.12 | Other apparatus for transmission or reception of voice, images or other data, including apparatus for communication in a wired or wireless network (such as a local or wide area network) | 6,307 | 7,040 | 12.0 | 85.5 | 11.4 | 77.9 |
| 764.18 | Parts | 10,046 | 9,680 | 3.7 | 68.0 | 3.3 | 100.4 |
| 764.21 | Microphones and stands therefor | 186 | 213 | 12.0 | 68.4 | 19.9 | 67.4 |
| 764.22 | Loudspeakers, mounted in their enclosures | 292 | 292 | 10.7 | 85.7 | 17.1 | 83.0 |
| 764.23 | Loudspeakers, not mounted in their enclosures | 543 | 537 | 23.3 | 68.7 | 27.3 | 73.7 |
| 764.24 | Headphones, earphones and combined microphone/speaker sets | 253 | 243 | 12.8 | 95.9 | 9.0 | 95.0 |
| 764.25 | Audio- frequency electric amplifiers | 160 | 148 | 15.0 | 83.6 | 18.5 | 89.5 |
| 764.26 | Electric sound amplifier sets | 69 | 63 | 17.4 | 85.5 | 21.8 | 88.1 |
| 764.31 | Transmission apparatus | 183 | 208 | 46.5 | 73.9 | 31.0 | 55.0 |
| 764.32 | Transmission apparatus incorporating reception apparatus | 202 | 212 | 17.8 | 79.1 | 12.1 | 83.0 |
| 764.83 | Radar apparatus, radio navigational aid apparatus and radio remote control apparatus | 595 | 530 | 12.4 | 119.1 | 15.7 | 96.6 |
| 764.84 | Television cameras, digital cameras and video camera recorders | 2,777 | 2,603 | 15.4 | 90.1 | 15.0 | 91.0 |
| 764.92 | Parts and accessories suitable for use solely or principally with the apparatus and equipment of subgroup 764.2 | 657 | 727 | 18.7 | 69.6 | 19.3 | 71.0 |
| 764.93 | Parts and accessories suitable for use solely or principally with the apparatus and equipment of groups 761 and 762 and subgroups 764.3 and 764.8 | 6,680 | 6,767 | 13.1 | 98.2 | 12.3 | 86.7 |
| 764.99 | Parts and accessories suitable for use solely or principally with the apparatus falling within group 763 | 788 | 743 | 28.0 | 85.1 | 31.4 | 74.8 |
| 772 | Electrical apparatus for switching or protecting electrical circuits or for making connections to or in electrical circuits (e.g., switches, relays, fuses, lightning arresters, voltage limiters, surge suppressors, plugs and sockets, lamp-holders and junction boxes); electrical resistors (including rheostats and potentiometers), other than heating resistors; printed circuits; boards, panels (including numerical control panels), consoles, desks, cabinets and other bases, equipped with two or more apparatus for switching, protecting or for making connections to or in electrical circuits, for electric control or the distribution of electricity (excluding switching apparatus of subgroup 764.1) | 23,424 | 22,914 | 22.4 | 77.6 | 37.5 | 78.2 |
| 772.2 | Printed circuits | 5,813 | 5,747 | 17.6 | 77.9 | 19.6 | 81.6 |
| 772.31 | Fixed carbon resistors, composition- or film- type | 254 | 188 | 47.8 | 60.2 | 50.1 | 84.8 |
| 772.32 | Other fixed resistors | 572 | 551 | 33.0 | 54.5 | 47.8 | 55.9 |
| 772.33 | Wire-wound variable resistors (including rheostats and potentiometers) | 85 | 70 | 31.7 | 74.7 | 33.0 | 88.9 |
| 772.35 | Other variable resistors (including rheostats and potentiometers) | 194 | 188 | 23.6 | 89.2 | 15.1 | 88.1 |
| 772.38 | Parts for the electrical resistors of subgroup 772.3 | 154 | 94 | 27.1 | 26.6 | 126.7 | 36.3 |
| 772.41 | Fuses | 87 | 43 | 6.5 | 40.7 | 14.9 | 190.0 |
| 772.42 | Automatic circuit-breakers for a voltage of less than 72.5 kV | 126 | 114 | 14.4 | 79.2 | 14.3 | 95.6 |
| 772.43 | Other automatic circuit-breakers | 84 | 111 | 6.7 | 111.1 | 6.3 | 69.9 |
| 772.44 | Isolating switches and make-and-break switches | 181 | 150 | 6.2 | 89.7 | 9.9 | 110.3 |
| 772.45 | Lightning arresters, voltage limiters and surge suppressors | 54 | 59 | 8.1 | 102.7 | 7.5 | 84.5 |
| 772.49 | Other electrical apparatus for switching or protecting electrical circuits, or for making connections to or in electrical circuits | 610 | 568 | 20.9 | 78.8 | 16.6 | 90.7 |
| 772.51 | Fuses | 275 | 273 | 14.5 | 70.0 | 25.1 | 75.5 |
| 772.52 | Automatic circuit-breakers | 565 | 506 | 26.5 | 69.5 | 36.2 | 75.4 |
| 772.53 | Other apparatus for protecting electrical circuits | 220 | 226 | 13.5 | 79.9 | 18.3 | 79.0 |
| 772.54 | Relays | 661 | 631 | 17.5 | 78.1 | 22.3 | 82.4 |
| 772.55 | Other switches | 1,143 | 1,165 | 19.6 | 79.9 | 22.7 | 75.4 |
| 772.56 | Connectors for optical fibres, optical fibre bundles or cables | 254 | 162 | 14.4 | 28.5 | 52.0 | 105.3 |

| Code and label, SITC rev. 4, 3- to 5-digit level | Value in USD Million | | Share to Total Imports (%) | | | | |
|--|---|-------|----------------------------|-------------|-------------|-------------|------|
| | 2013 | 2014 | 2013 | | 2014 | | |
| | Total Imports (Intra+Extra) | | Intra-ASEAN | Extra-ASEAN | Intra-ASEAN | Extra-ASEAN | |
| 772.57 | Lamp-holders | 30 | 30 | 13.8 | 105.2 | 10.2 | 92.0 |
| 772.58 | Plugs and sockets | 907 | 909 | 14.6 | 81.4 | 13.6 | 86.1 |
| 772.59 | Other electrical apparatus for switching or protecting electrical circuits, or for making connections to or in electrical circuits | 4,765 | 4,783 | 27.3 | 74.3 | 23.7 | 76.0 |
| 772.61 | Boards, panels (including numerical control panels), consoles, desks, cabinets and other bases, equipped with two or more apparatus of subgroup 772.4 or 772.5, for a voltage not exceeding 1,000 V | 3,145 | 3,133 | 28.2 | 73.4 | 26.0 | 74.4 |
| 772.62 | Boards, panels (including numerical control panels), consoles, desks, cabinets and other bases, equipped with two or more apparatus of subgroup 772.4 or 772.5, for a voltage exceeding 1,000 V | 1,184 | 1,075 | 29.2 | 74.4 | 27.8 | 82.4 |
| 772.81 | Boards, panels, consoles, desks, cabinets and other bases for the goods of subgroup 772.6, not equipped with their apparatus | 251 | 211 | 13.5 | 64.6 | 22.3 | 96.7 |
| 772.82 | Other parts | 1,810 | 1,926 | 13.7 | 81.7 | 12.8 | 81.2 |

TABLE 3C.1
EXTRA-ASEAN EXPORTS, TOP 100 PRODUCTS AT SITC 3-DIGIT LEVEL
(Products sorted on the basis of 2014 exports values)

| Code and label, SITC rev. 4, 3-digit level | 2013 | 2014 | 2013/2014 | 2013 | 2014 | |
|--|---|----------------|-----------------|----------------------|--------------|------|
| | Value in USD Million | | Growth Rate (%) | Percentage Share (%) | | |
| TOTAL EXTRA-ASEAN EXPORTS | 940,810 | 962,758 | 2.3 | 100.0 | 100.0 | |
| 776 | Thermionic, cold cathode or photo-cathode valves and tubes (e.g., vacuum or vapour or gas-filled valves and tubes, mercury arc rectifying valves and tubes, cathode-ray tubes, television camera tubes); diodes, transistors and similar semiconductor devices; photosensitive semiconductor devices; light-emitting diodes; mounted piezoelectric crystals; electronic integrated circuits and microassemblies; parts thereof | 117,516 | 125,619 | 6.9 | 12.5 | 13.0 |
| 764 | Telecommunications equipment, n.e.s., and parts, n.e.s., and accessories of apparatus falling within division 76 | 40,921 | 44,006 | 7.5 | 4.3 | 4.6 |
| 343 | Natural gas, whether or not liquefied | 37,058 | 37,293 | 0.6 | 3.9 | 3.9 |
| 334 | Petroleum oils and oils obtained from bituminous minerals (other than crude); preparations, n.e.s., containing by weight 70% or more of petroleum oils or of oils obtained from bituminous minerals, these oils being the basic constituents of the preparations; waste oils | 43,366 | 36,959 | -14.8 | 4.6 | 3.8 |
| 999 | Commodities and transactions not classified elsewhere in the SITC | 35,439 | 33,681 | -5.0 | 3.8 | 3.5 |
| 752 | Automatic data-processing machines and units thereof; magnetic or optical readers, machines for transcribing data onto data media in coded form and machines for processing such data, n.e.s. | 31,953 | 32,792 | 2.6 | 3.4 | 3.4 |
| 422 | Fixed vegetable fats and oils, crude, refined or fractionated, other than "soft" | 29,418 | 31,261 | 6.3 | 3.1 | 3.2 |
| 333 | Petroleum oils and oils obtained from bituminous minerals, crude | 26,512 | 23,151 | -12.7 | 2.8 | 2.4 |
| 321 | Coal, whether or not pulverized, but not agglomerated | 20,662 | 16,653 | -19.4 | 2.2 | 1.7 |
| 851 | Footwear | 13,509 | 16,558 | 22.6 | 1.4 | 1.7 |
| 778 | Electrical machinery and apparatus, n.e.s. | 12,647 | 14,056 | 11.1 | 1.3 | 1.5 |
| 751 | Office machines | 12,292 | 13,614 | 10.8 | 1.3 | 1.4 |
| 772 | Electrical apparatus for switching or protecting electrical circuits or for making connections to or in electrical circuits (e.g., switches, relays, fuses, lightning arresters, voltage limiters, surge suppressors, plugs and sockets, lamp-holders and junction boxes); electrical resistors (including rheostats and potentiometers), other than heating resistors; printed circuits; boards, panels (including numerical control panels), consoles, desks, cabinets and other bases, equipped with two or more apparatus for switching, protecting or for making connections to or in electrical circuits, for electric control or the distribution of electricity (excluding switching apparatus of subgroup 764.1) | 12,734 | 13,004 | 2.1 | 1.4 | 1.4 |
| 845 | Articles of apparel, of textile fabrics, whether or not knitted or crocheted, n.e.s. | 11,610 | 12,955 | 11.6 | 1.2 | 1.3 |
| 231 | Natural rubber, balata, gutta-percha, guayule, chicle and similar natural gums, in primary forms (including latex) or in plates, sheets or strip | 18,339 | 12,710 | -30.7 | 1.9 | 1.3 |
| 897 | Jewellery, goldsmiths' and silversmiths' wares, and other articles of precious or semiprecious materials, n.e.s. | 9,969 | 11,174 | 12.1 | 1.1 | 1.2 |
| 874 | Measuring, checking, analysing and controlling instruments and apparatus, n.e.s. | 10,218 | 11,126 | 8.9 | 1.1 | 1.2 |
| 821 | Furniture and parts thereof; bedding, mattresses, mattress supports, cushions and similar stuffed furnishings | 9,089 | 9,934 | 9.3 | 1.0 | 1.0 |
| 759 | Parts and accessories (other than covers, carrying cases and the like) suitable for use solely or principally with machines falling within groups 751 and 752 | 11,495 | 9,393 | -18.3 | 1.2 | 1.0 |
| 784 | Parts and accessories of the motor vehicles of groups 722, 781, 782 and 783 | 8,495 | 9,072 | 6.8 | 0.9 | 0.9 |
| 782 | Motor vehicles for the transport of goods and special-purpose motor vehicles | 9,363 | 9,029 | -3.6 | 1.0 | 0.9 |
| 512 | Alcohols, phenols, phenol-alcohols, and their halogenated, sulphonated, nitrated or nitrosated derivatives | 7,531 | 8,507 | 13.0 | 0.8 | 0.9 |

| Code and label, SITC rev. 4, 3-digit level | | 2013 | 2014 | 2013/2014 | 2013 | 2014 |
|--|---|----------------------|-------|-----------------|------------|-----------|
| | | Value in USD Million | | Growth Rate (%) | Percentage | Share (%) |
| 571 | Polymers of ethylene, in primary forms | 6,433 | 7,818 | 21.5 | 0.7 | 0.8 |
| 728 | Other machinery and equipment specialized for particular industries; parts thereof, n.e.s. | 7,531 | 7,780 | 3.3 | 0.8 | 0.8 |
| 841 | Men's or boys' coats, capes, jackets, suits, blazers, trousers, shorts, shirts, underwear, nightwear and similar articles of textile fabrics, not knitted or crocheted (other than those of subgroup 845.2) | 7,198 | 7,714 | 7.2 | 0.8 | 0.8 |
| 037 | Fish, crustaceans, molluscs and other aquatic invertebrates, prepared or preserved, n.e.s. | 7,883 | 7,680 | -2.6 | 0.8 | 0.8 |
| 773 | Equipment for distributing electricity, n.e.s. | 6,514 | 7,121 | 9.3 | 0.7 | 0.7 |
| 042 | Rice | 6,583 | 7,103 | 7.9 | 0.7 | 0.7 |
| 842 | Women's or girls' coats, capes, jackets, suits, trousers, shorts, shirts, dresses and skirts, underwear, nightwear and similar articles of textile fabrics, not knitted or crocheted (other than those of subgroup 845.2) | 6,124 | 6,962 | 13.7 | 0.7 | 0.7 |
| 036 | Crustaceans, molluscs and aquatic invertebrates, whether in shell or not, fresh (live or dead), chilled, frozen, dried, salted or in brine; crustaceans, in shell, cooked by steaming or boiling in water, whether or not chilled, frozen, dried, salted or in brine; flours, meals and pellets of crustaceans or of aquatic invertebrates, fit for human consumption | 5,953 | 6,731 | 13.1 | 0.6 | 0.7 |
| 741 | Heating and cooling equipment and parts thereof, n.e.s. | 6,104 | 6,711 | 9.9 | 0.6 | 0.7 |
| 792 | Aircraft and associated equipment; spacecraft (including satellites) and spacecraft launch vehicles; parts thereof | 7,335 | 6,585 | -10.2 | 0.8 | 0.7 |
| 844 | Women's or girls' coats, capes, jackets, suits, trousers, shorts, shirts, dresses and skirts, underwear, nightwear and similar articles of textile fabrics, knitted or crocheted (other than those of subgroup 845.2) | 5,958 | 6,574 | 10.3 | 0.6 | 0.7 |
| 667 | Pearls and precious or semiprecious stones, unworked or worked | 4,839 | 6,537 | 35.1 | 0.5 | 0.7 |
| 651 | Textile yarn | 5,929 | 6,434 | 8.5 | 0.6 | 0.7 |
| 781 | Motor cars and other motor vehicles principally designed for the transport of persons (other than motor vehicles for the transport of ten or more persons, including the driver), including station-wagons and racing cars | 5,604 | 5,910 | 5.5 | 0.6 | 0.6 |
| 511 | Hydrocarbons, n.e.s., and their halogenated, sulphonated, nitrated or nitrosated derivatives | 5,849 | 5,807 | -0.7 | 0.6 | 0.6 |
| 761 | Monitors and projectors, not incorporating television reception apparatus; reception apparatus for television, whether or not incorporating radio-broadcast receivers or sound or video recording or reproducing apparatus | 6,075 | 5,762 | -5.2 | 0.6 | 0.6 |
| 575 | Other plastics, in primary forms | 5,144 | 5,709 | 11.0 | 0.5 | 0.6 |
| 057 | Fruit and nuts (not including oil nuts), fresh or dried | 4,763 | 5,649 | 18.6 | 0.5 | 0.6 |
| 542 | Medicaments (including veterinary medicaments) | 5,020 | 5,641 | 12.4 | 0.5 | 0.6 |
| 892 | Printed matter | 4,317 | 5,601 | 29.7 | 0.5 | 0.6 |
| 893 | Articles, n.e.s., of plastics | 5,356 | 5,584 | 4.3 | 0.6 | 0.6 |
| 898 | Musical instruments and parts and accessories thereof; records, tapes and other sound or similar recordings (excluding goods of groups 763 and 883) | 5,206 | 5,336 | 2.5 | 0.6 | 0.6 |
| 775 | Household-type electrical and non-electrical equipment, n.e.s. | 5,131 | 5,280 | 2.9 | 0.5 | 0.5 |
| 848 | Articles of apparel and clothing accessories of other than textile fabrics; headgear of all materials | 5,225 | 5,279 | 1.0 | 0.6 | 0.5 |
| 625 | Rubber tyres, interchangeable tyre treads, tyre flaps and inner tubes for wheels of all kinds | 5,059 | 5,263 | 4.1 | 0.5 | 0.5 |
| 598 | Miscellaneous chemical products, n.e.s. | 5,248 | 5,202 | -0.9 | 0.6 | 0.5 |
| 634 | Veneers, plywood, particle board, and other wood, worked, n.e.s. | 4,977 | 5,197 | 4.4 | 0.5 | 0.5 |
| 098 | Edible products and preparations, n.e.s. | 4,301 | 5,168 | 20.1 | 0.5 | 0.5 |
| 771 | Electric power machinery (other than rotating electric plant of group 716) and parts thereof | 5,134 | 5,040 | -1.8 | 0.5 | 0.5 |
| 743 | Pumps (other than pumps for liquids), air or other gas compressors and fans; ventilating or recycling hoods incorporating a fan, whether or not fitted with filters; centrifuges; filtering or purifying apparatus; parts thereof | 4,084 | 4,818 | 18.0 | 0.4 | 0.5 |
| 872 | Instruments and appliances, n.e.s., for medical, surgical, dental or veterinary purposes | 4,516 | 4,768 | 5.6 | 0.5 | 0.5 |
| 971 | Gold, non-monetary (excluding gold ores and concentrates) | 5,280 | 4,419 | -16.3 | 0.6 | 0.5 |
| 515 | Organo-inorganic compounds, heterocyclic compounds, nucleic acids and their salts, and sulphonamides | 4,788 | 4,403 | -8.1 | 0.5 | 0.5 |
| 553 | Perfumery, cosmetic or toilet preparations (excluding soaps) | 3,913 | 4,297 | 9.8 | 0.4 | 0.4 |
| 635 | Wood manufactures, n.e.s. | 4,290 | 4,294 | 0.1 | 0.5 | 0.4 |
| 843 | Men's or boys' coats, capes, jackets, suits, blazers, trousers, shorts, shirts, underwear, nightwear and similar articles of textile fabrics, knitted or crocheted (other than those of subgroup 845.2) | 3,816 | 4,274 | 12.0 | 0.4 | 0.4 |
| 793 | Ships, boats (including hovercraft) and floating structures | 3,755 | 4,258 | 13.4 | 0.4 | 0.4 |
| 335 | Residual petroleum products, n.e.s., and related materials | 2,873 | 4,244 | 47.7 | 0.3 | 0.4 |
| 034 | Fish, fresh (live or dead), chilled or frozen | 4,205 | 4,203 | 0.0 | 0.4 | 0.4 |
| 071 | Coffee and coffee substitutes | 3,666 | 4,198 | 14.5 | 0.4 | 0.4 |

| Code and label, SITC rev. 4, 3-digit level | | 2013 | 2014 | 2013/2014 | 2013 | 2014 |
|--|---|----------------------|---------|-----------------|------------|-----------|
| | | Value in USD Million | | Growth Rate (%) | Percentage | Share (%) |
| 682 | Copper | 5,511 | 4,181 | -24.1 | 0.6 | 0.4 |
| 714 | Engines and motors, non-electric (other than those of groups 712, 713 and 718); parts, n.e.s., of these engines and motors | 3,544 | 4,136 | 16.7 | 0.4 | 0.4 |
| 699 | Manufactures of base metal, n.e.s. | 3,757 | 4,050 | 7.8 | 0.4 | 0.4 |
| 713 | Internal combustion piston engines and parts thereof, n.e.s. | 4,076 | 4,047 | -0.7 | 0.4 | 0.4 |
| 641 | Paper and paperboard | 3,698 | 3,947 | 6.7 | 0.4 | 0.4 |
| 574 | Polyacetals, other polyethers and epoxide resins, in primary forms; polycarbonates, alkyd resins, polyallyl esters and other polyesters, in primary forms | 3,588 | 3,937 | 9.7 | 0.4 | 0.4 |
| 884 | Optical goods, n.e.s. | 3,874 | 3,879 | 0.1 | 0.4 | 0.4 |
| 514 | Nitrogen-function compounds | 4,151 | 3,872 | -6.7 | 0.4 | 0.4 |
| 723 | Civil engineering and contractors' plant and equipment; parts thereof | 3,604 | 3,870 | 7.4 | 0.4 | 0.4 |
| 513 | Carboxylic acids and their anhydrides, halides, peroxides and peroxyacids; their halogenated, sulphonated, nitrated or nitrosated derivatives | 3,499 | 3,705 | 5.9 | 0.4 | 0.4 |
| 621 | Materials of rubber (e.g., pastes, plates, sheets, rods, thread, tubes, of rubber) | 4,613 | 3,609 | -21.8 | 0.5 | 0.4 |
| 785 | Motor cycles (including mopeds) and cycles, motorized and non-motorized; invalid carriages | 3,515 | 3,477 | -1.1 | 0.4 | 0.4 |
| 831 | Trunks, suitcases, vanity cases, executive cases, briefcases, school satchels, spectacle cases, binocular cases, camera cases, musical instrument cases, gun cases, holsters and similar containers; travelling bags, insulated food or beverage bags, toil | 2,611 | 3,471 | 32.9 | 0.3 | 0.4 |
| 899 | Miscellaneous manufactured articles, n.e.s. | 3,002 | 3,326 | 10.8 | 0.3 | 0.3 |
| 679 | Tubes, pipes and hollow profiles, and tube or pipe fittings, of iron or steel | 2,796 | 3,280 | 17.3 | 0.3 | 0.3 |
| 284 | Nickel ores and concentrates; nickel mattes, nickel oxide sinters and other intermediate products of nickel metallurgy | 3,615 | 3,280 | -9.3 | 0.4 | 0.3 |
| 283 | Copper ores and concentrates; copper mattes; cement copper | 4,315 | 3,144 | -27.1 | 0.5 | 0.3 |
| 054 | Vegetables, fresh, chilled, frozen or simply preserved (including dried leguminous vegetables); roots, tubers and other edible vegetable products, n.e.s., fresh or dried | 2,746 | 3,107 | 13.2 | 0.3 | 0.3 |
| 894 | Baby carriages, toys, games and sporting goods | 2,896 | 3,043 | 5.1 | 0.3 | 0.3 |
| 541 | Medicinal and pharmaceutical products, other than medicaments of group 542 | 2,885 | 3,014 | 4.5 | 0.3 | 0.3 |
| 582 | Plates, sheets, film, foil and strip, of plastics | 2,878 | 2,995 | 4.0 | 0.3 | 0.3 |
| 716 | Rotating electric plant and parts thereof, n.e.s. | 2,856 | 2,953 | 3.4 | 0.3 | 0.3 |
| 248 | Wood, simply worked, and railway sleepers of wood | 2,665 | 2,933 | 10.0 | 0.3 | 0.3 |
| 081 | Feeding stuff for animals (not including unmilled cereals) | 2,645 | 2,825 | 6.8 | 0.3 | 0.3 |
| 881 | Photographic apparatus and equipment, n.e.s. | 2,519 | 2,820 | 11.9 | 0.3 | 0.3 |
| 762 | Reception apparatus for radio-broadcasting, whether or not combined, in the same housing, with sound recording or reproducing apparatus or a clock | 2,585 | 2,761 | 6.8 | 0.3 | 0.3 |
| 592 | Starches, inulin and wheat gluten; albuminoid substances; glues | 2,450 | 2,608 | 6.4 | 0.3 | 0.3 |
| 691 | Structures and parts of structures, n.e.s., of iron, steel or aluminium | 2,375 | 2,486 | 4.7 | 0.3 | 0.3 |
| 061 | Sugars, molasses and honey | 2,546 | 2,299 | -9.7 | 0.3 | 0.2 |
| 684 | Aluminium | 1,951 | 2,292 | 17.5 | 0.2 | 0.2 |
| 251 | Pulp and waste paper | 2,306 | 2,275 | -1.4 | 0.2 | 0.2 |
| 687 | Tin | 2,344 | 2,272 | -3.1 | 0.2 | 0.2 |
| 017 | Meat and edible meat offal, prepared or preserved, n.e.s. | 2,304 | 2,231 | -3.2 | 0.2 | 0.2 |
| 431 | Animal or vegetable fats and oils, processed; waxes; inedible mixtures or preparations of animal or vegetable fats or oils, n.e.s. | 2,916 | 2,165 | -25.8 | 0.3 | 0.2 |
| 322 | Briquettes, lignite and peat | 1,757 | 2,122 | 20.8 | 0.2 | 0.2 |
| 072 | Cocoa | 1,544 | 2,038 | 32.0 | 0.2 | 0.2 |
| 554 | Soap, cleansing and polishing preparations | 1,960 | 2,037 | 3.9 | 0.2 | 0.2 |
| 747 | Taps, cocks, valves and similar appliances for pipes, boiler shells, tanks, vats or the like, including pressure-reducing valves and thermostatically controlled valves | 1,551 | 1,997 | 28.8 | 0.2 | 0.2 |
| Total top 100 products | | 856,563 | 876,387 | 2.3 | 91.0 | 91.0 |

TABLE 3C.2
EXTRA-ASEAN IMPORTS, TOP 100 PRODUCTS AT SITC 3-DIGIT LEVEL
(Products sorted on the basis of 2014 imports values)

| Code and label, SITC rev. 4, 3-digit level | | 2013 | 2014 | 2013/2014 | 2013 | 2014 |
|--|---|----------------------|---------|-----------------|------------|-----------|
| | | Value in USD Million | | Growth Rate (%) | Percentage | Share (%) |
| TOTAL EXTRA-ASEAN IMPORTS | | 962,148 | 957,651 | -0.5 | 100.0 | 100.0 |
| 776 | Thermionic, cold cathode or photo-cathode valves and tubes (e.g., vacuum or vapour or gas-filled valves and tubes, mercury arc rectifying valves and tubes, cathode-ray tubes, television camera tubes); diodes, transistors and similar semiconductor devices; photosensitive semiconductor devices; light-emitting diodes; mounted piezoelectric crystals; electronic integrated circuits and microassemblies; parts thereof | 101,125 | 102,621 | 1.5 | 10.5 | 10.7 |
| 334 | Petroleum oils and oils obtained from bituminous minerals (other than crude); preparations, n.e.s., containing by weight 70% or more of petroleum oils or of oils obtained from bituminous minerals, these oils being the basic constituents of the preparations; waste oils | 84,297 | 87,592 | 3.9 | 8.8 | 9.1 |
| 333 | Petroleum oils and oils obtained from bituminous minerals, crude | 91,891 | 85,213 | -7.3 | 9.6 | 8.9 |
| 764 | Telecommunications equipment, n.e.s., and parts, n.e.s., and accessories of apparatus falling within division 76 | 38,789 | 37,617 | -3.0 | 4.0 | 3.9 |
| 772 | Electrical apparatus for switching or protecting electrical circuits or for making connections to or in electrical circuits (e.g., switches, relays, fuses, lightning arresters, voltage limiters, surge suppressors, plugs and sockets, lamp-holders and junction boxes); electrical resistors (including rheostats and potentiometers), other than heating resistors; printed circuits; boards, panels (including numerical control panels), consoles, desks, cabinets and other bases, equipped with two or more apparatus for switching, protecting or for making connections to or in electrical circuits, for electric control or the distribution of electricity (excluding switching apparatus of subgroup 764.1) | 18,179 | 17,929 | -1.4 | 1.9 | 1.9 |
| 792 | Aircraft and associated equipment; spacecraft (including satellites) and spacecraft launch vehicles; parts thereof | 20,514 | 16,710 | -18.5 | 2.1 | 1.7 |
| 728 | Other machinery and equipment specialized for particular industries; parts thereof, n.e.s. | 13,549 | 14,100 | 4.1 | 1.4 | 1.5 |
| 778 | Electrical machinery and apparatus, n.e.s. | 14,854 | 13,612 | -8.4 | 1.5 | 1.4 |
| 752 | Automatic data-processing machines and units thereof; magnetic or optical readers, machines for transcribing data onto data media in coded form and machines for processing such data, n.e.s. | 12,822 | 11,936 | -6.9 | 1.3 | 1.2 |
| 874 | Measuring, checking, analysing and controlling instruments and apparatus, n.e.s. | 12,017 | 11,722 | -2.4 | 1.2 | 1.2 |
| 999 | Commodities and transactions not classified elsewhere in the SITC | 9,604 | 11,329 | 18.0 | 1.0 | 1.2 |
| 081 | Feeding stuff for animals (not including unmilled cereals) | 10,253 | 11,313 | 10.3 | 1.1 | 1.2 |
| 784 | Parts and accessories of the motor vehicles of groups 722, 781, 782 and 783 | 13,223 | 10,995 | -16.8 | 1.4 | 1.1 |
| 971 | Gold, non-monetary (excluding gold ores and concentrates) | 18,890 | 10,631 | -43.7 | 2.0 | 1.1 |
| 714 | Engines and motors, non-electric (other than those of groups 712, 713 and 718); parts, n.e.s., of these engines and motors | 10,058 | 9,717 | -3.4 | 1.0 | 1.0 |
| 673 | Flat-rolled products of iron or non-alloy steel, not clad, plated or coated | 12,166 | 9,431 | -22.5 | 1.3 | 1.0 |
| 699 | Manufactures of base metal, n.e.s. | 8,827 | 9,380 | 6.3 | 0.9 | 1.0 |
| 655 | Knitted or crocheted fabrics (including tubular knit fabrics, n.e.s., pile fabrics and openwork fabrics), n.e.s. | 6,159 | 9,095 | 47.7 | 0.6 | 0.9 |
| 676 | Iron and steel bars, rods, angles, shapes and sections (including sheet piling) | 8,009 | 8,563 | 6.9 | 0.8 | 0.9 |
| 575 | Other plastics, in primary forms | 7,794 | 8,523 | 9.4 | 0.8 | 0.9 |
| 759 | Parts and accessories (other than covers, carrying cases and the like) suitable for use solely or principally with machines falling within groups 751 and 752 | 9,864 | 8,482 | -14.0 | 1.0 | 0.9 |
| 598 | Miscellaneous chemical products, n.e.s. | 7,725 | 7,995 | 3.5 | 0.8 | 0.8 |
| 723 | Civil engineering and contractors' plant and equipment; parts thereof | 9,406 | 7,844 | -16.6 | 1.0 | 0.8 |
| 682 | Copper | 9,643 | 7,785 | -19.3 | 1.0 | 0.8 |
| 743 | Pumps (other than pumps for liquids), air or other gas compressors and fans; ventilating or recycling hoods incorporating a fan, whether or not fitted with filters; centrifuges; filtering or purifying apparatus; parts thereof | 7,082 | 7,774 | 9.8 | 0.7 | 0.8 |
| 684 | Aluminium | 6,940 | 7,446 | 7.3 | 0.7 | 0.8 |
| 675 | Flat-rolled products of alloy steel | 5,823 | 7,369 | 26.6 | 0.6 | 0.8 |
| 653 | Fabrics, woven, of man-made textile materials (not including narrow or special fabrics) | 5,749 | 7,331 | 27.5 | 0.6 | 0.8 |
| 679 | Tubes, pipes and hollow profiles, and tube or pipe fittings, of iron or steel | 8,520 | 7,312 | -14.2 | 0.9 | 0.8 |
| 542 | Medicaments (including veterinary medicaments) | 6,620 | 6,982 | 5.5 | 0.7 | 0.7 |
| 744 | Mechanical handling equipment and parts thereof, n.e.s. | 6,833 | 6,979 | 2.1 | 0.7 | 0.7 |
| 713 | Internal combustion piston engines and parts thereof, n.e.s. | 8,112 | 6,861 | -15.4 | 0.8 | 0.7 |
| 562 | Fertilizers (other than those of group 272) | 7,370 | 6,758 | -8.3 | 0.8 | 0.7 |

| Code and label, SITC rev. 4, 3-digit level | 2013 | 2014 | 2013/2014 | 2013 | 2014 |
|--|----------------------|-------|-----------------|------------|-----------|
| | Value in USD Million | | Growth Rate (%) | Percentage | Share (%) |
| 781 Motor cars and other motor vehicles principally designed for the transport of persons (other than motor vehicles for the transport of ten or more persons, including the driver), including station-wagons and racing cars | 7,013 | 6,717 | -4.2 | 0.7 | 0.7 |
| 741 Heating and cooling equipment and parts thereof, n.e.s. | 6,068 | 6,569 | 8.3 | 0.6 | 0.7 |
| 751 Office machines | 6,462 | 6,479 | 0.3 | 0.7 | 0.7 |
| 716 Rotating electric plant and parts thereof, n.e.s. | 5,257 | 6,092 | 15.9 | 0.5 | 0.6 |
| 893 Articles, n.e.s., of plastics | 5,650 | 6,006 | 6.3 | 0.6 | 0.6 |
| 571 Polymers of ethylene, in primary forms | 4,904 | 5,535 | 12.9 | 0.5 | 0.6 |
| 773 Equipment for distributing electricity, n.e.s. | 5,341 | 5,405 | 1.2 | 0.6 | 0.6 |
| 342 Liquefied propane and butane | 5,159 | 5,327 | 3.3 | 0.5 | 0.6 |
| 747 Taps, cocks, valves and similar appliances for pipes, boiler shells, tanks, vats or the like, including pressure-reducing valves and thermostatically controlled valves | 4,671 | 5,056 | 8.2 | 0.5 | 0.5 |
| 771 Electric power machinery (other than rotating electric plant of group 716) and parts thereof | 4,941 | 5,005 | 1.3 | 0.5 | 0.5 |
| 022 Milk and cream and milk products other than butter or cheese | 4,461 | 4,946 | 10.9 | 0.5 | 0.5 |
| 041 Wheat (including spelt) and meslin, unmilled | 4,877 | 4,913 | 0.7 | 0.5 | 0.5 |
| 674 Flat-rolled products of iron or non-alloy steel, clad, plated or coated | 5,342 | 4,880 | -8.6 | 0.6 | 0.5 |
| 582 Plates, sheets, film, foil and strip, of plastics | 4,332 | 4,811 | 11.1 | 0.5 | 0.5 |
| 641 Paper and paperboard | 4,507 | 4,663 | 3.5 | 0.5 | 0.5 |
| 897 Jewellery, goldsmiths' and silversmiths' wares, and other articles of precious or semiprecious materials, n.e.s. | 3,863 | 4,466 | 15.6 | 0.4 | 0.5 |
| 683 Nickel | 2,666 | 4,395 | 64.8 | 0.3 | 0.5 |
| 672 Ingots and other primary forms, of iron or steel; semi-finished products of iron or steel | 4,504 | 4,168 | -7.5 | 0.5 | 0.4 |
| 541 Medicinal and pharmaceutical products, other than medicaments of group 542 | 3,908 | 4,155 | 6.3 | 0.4 | 0.4 |
| 553 Perfumery, cosmetic or toilet preparations (excluding soaps) | 3,852 | 4,011 | 4.1 | 0.4 | 0.4 |
| 724 Textile and leather machinery and parts thereof, n.e.s. | 3,187 | 3,978 | 24.8 | 0.3 | 0.4 |
| 222 Oil-seeds and oleaginous fruits of a kind used for the extraction of "soft" fixed vegetable oils (excluding flours and meals) | 3,737 | 3,930 | 5.2 | 0.4 | 0.4 |
| 574 Polyacetals, other polyethers and epoxide resins, in primary forms; polycarbonates, alkyd resins, polyallyl esters and other polyesters, in primary forms | 3,754 | 3,909 | 4.1 | 0.4 | 0.4 |
| 667 Pearls and precious or semiprecious stones, unworked or worked | 3,252 | 3,905 | 20.1 | 0.3 | 0.4 |
| 657 Special yarns, special textile fabrics and related products | 3,570 | 3,901 | 9.3 | 0.4 | 0.4 |
| 515 Organo-inorganic compounds, heterocyclic compounds, nucleic acids and their salts, and sulphonamides | 3,936 | 3,797 | -3.5 | 0.4 | 0.4 |
| 511 Hydrocarbons, n.e.s., and their halogenated, sulphonated, nitrated or nitrosated derivatives | 3,817 | 3,700 | -3.1 | 0.4 | 0.4 |
| 745 Non-electrical machinery, tools and mechanical apparatus and parts thereof, n.e.s. | 3,430 | 3,683 | 7.4 | 0.4 | 0.4 |
| 782 Motor vehicles for the transport of goods and special-purpose motor vehicles | 3,480 | 3,650 | 4.9 | 0.4 | 0.4 |
| 343 Natural gas, whether or not liquefied | 1,906 | 3,625 | 90.2 | 0.2 | 0.4 |
| 533 Pigments, paints, varnishes and related materials | 3,441 | 3,621 | 5.2 | 0.4 | 0.4 |
| 872 Instruments and appliances, n.e.s., for medical, surgical, dental or veterinary purposes | 3,575 | 3,585 | 0.3 | 0.4 | 0.4 |
| 522 Inorganic chemical elements, oxides and halogen salts | 3,673 | 3,571 | -2.8 | 0.4 | 0.4 |
| 263 Cotton | 3,378 | 3,499 | 3.6 | 0.4 | 0.4 |
| 742 Pumps for liquids, whether or not fitted with a measuring device; liquid elevators; parts for such pumps and liquid elevators | 3,448 | 3,459 | 0.3 | 0.4 | 0.4 |
| 652 Cotton fabrics, woven (not including narrow or special fabrics) | 3,085 | 3,424 | 11.0 | 0.3 | 0.4 |
| 695 Tools for use in the hand or in machines | 3,381 | 3,368 | -0.4 | 0.4 | 0.4 |
| 512 Alcohols, phenols, phenol-alcohols, and their halogenated, sulphonated, nitrated or nitrosated derivatives | 3,256 | 3,344 | 2.7 | 0.3 | 0.3 |
| 112 Alcoholic beverages | 3,443 | 3,315 | -3.7 | 0.4 | 0.3 |
| 793 Ships, boats (including hovercraft) and floating structures | 4,958 | 3,233 | -34.8 | 0.5 | 0.3 |
| 885 Watches and clocks | 3,085 | 3,195 | 3.6 | 0.3 | 0.3 |
| 098 Edible products and preparations, n.e.s. | 3,477 | 3,195 | -8.1 | 0.4 | 0.3 |
| 749 Non-electric parts and accessories of machinery, n.e.s. | 2,987 | 3,054 | 2.2 | 0.3 | 0.3 |

| Code and label, SITC rev. 4, 3-digit level | | 2013 | 2014 | 2013/2014 | 2013 | 2014 |
|--|--|----------------------|---------|-----------------|------------|-----------|
| | | Value in USD Million | | Growth Rate (%) | Percentage | Share (%) |
| 651 | Textile yarn | 2,743 | 3,022 | 10.1 | 0.3 | 0.3 |
| 731 | Machine tools working by removing metal or other material | 2,879 | 2,987 | 3.7 | 0.3 | 0.3 |
| 044 | Maize (not including sweet corn), unmilled | 2,519 | 2,984 | 18.5 | 0.3 | 0.3 |
| 748 | Transmission shafts (including camshafts and crankshafts) and cranks; bearing housings and plain shaft bearings; gears and gearing; ball or roller screws; gearboxes and other speed changers (including torque converters); flywheels and pulleys (including pulley blocks); clutches and shaft couplings (including universal joints); articulated link chain; parts thereof | 3,182 | 2,970 | -6.6 | 0.3 | 0.3 |
| 691 | Structures and parts of structures, n.e.s., of iron, steel or aluminium | 2,715 | 2,940 | 8.3 | 0.3 | 0.3 |
| 232 | Synthetic rubber; reclaimed rubber; waste, parings and scrap of unhardened rubber | 3,213 | 2,923 | -9.0 | 0.3 | 0.3 |
| 057 | Fruit and nuts (not including oil nuts), fresh or dried | 2,729 | 2,910 | 6.7 | 0.3 | 0.3 |
| 513 | Carboxylic acids and their anhydrides, halides, peroxides and peroxyacids; their halogenated, sulphonated, nitrated or nitrosated derivatives | 2,764 | 2,908 | 5.2 | 0.3 | 0.3 |
| 034 | Fish, fresh (live or dead), chilled or frozen | 3,262 | 2,844 | -12.8 | 0.3 | 0.3 |
| 516 | Other organic chemicals | 2,751 | 2,836 | 3.1 | 0.3 | 0.3 |
| 899 | Miscellaneous manufactured articles, n.e.s. | 2,563 | 2,710 | 5.8 | 0.3 | 0.3 |
| 251 | Pulp and waste paper | 2,561 | 2,707 | 5.7 | 0.3 | 0.3 |
| 514 | Nitrogen-function compounds | 2,655 | 2,679 | 0.9 | 0.3 | 0.3 |
| 694 | Nails, screws, nuts, bolts, rivets and the like, of iron, steel, copper or aluminium | 2,606 | 2,600 | -0.2 | 0.3 | 0.3 |
| 611 | Leather | 1,950 | 2,587 | 32.6 | 0.2 | 0.3 |
| 282 | Ferrous waste and scrap; remelting scrap ingots of iron or steel | 2,782 | 2,509 | -9.8 | 0.3 | 0.3 |
| 884 | Optical goods, n.e.s. | 2,338 | 2,455 | 5.0 | 0.2 | 0.3 |
| 746 | Ball- or roller bearings | 2,459 | 2,298 | -6.5 | 0.3 | 0.2 |
| 523 | Salts and peroxysalts, of inorganic acids and metals | 2,254 | 2,259 | 0.2 | 0.2 | 0.2 |
| 061 | Sugars, molasses and honey | 2,768 | 2,234 | -19.3 | 0.3 | 0.2 |
| 785 | Motor cycles (including mopeds) and cycles, motorized and non-motorized; invalid carriages | 2,054 | 2,232 | 8.7 | 0.2 | 0.2 |
| 821 | Furniture and parts thereof; bedding, mattresses, mattress supports, cushions and similar stuffed furnishings | 2,129 | 2,184 | 2.6 | 0.2 | 0.2 |
| 591 | Insecticides, rodenticides, fungicides, herbicides, anti-sprouting products and plant-growth regulators, disinfectants and similar products, put up in forms or packings for retail sale or as preparations or articles (e.g., sulphur-treated bands, wicks and candles, and fly-papers) | 2,120 | 2,112 | -0.4 | 0.2 | 0.2 |
| 597 | Prepared additives for mineral oils and the like; prepared liquids for hydraulic transmission; anti-freezing preparations and prepared de-icing fluids; lubricating preparations | 2,047 | 2,101 | 2.7 | 0.2 | 0.2 |
| Total top 100 products | | 851,775 | 843,481 | -1.0 | 88.5 | 88.1 |

TABLE 3D.1
EXTRA-ASEAN EXPORTS OF TOP 5 SITC 3-DIGIT PRODUCT GROUPS BY SITC 5-DIGIT LEVEL
(Products sorted on the basis of 2014 exports values)

| Code and label, SITC rev. 4, 3-digit level | | 2013 | 2014 | 2013/2014 | 2013 | 2014 |
|--|--|----------------------|---------|-----------------|------------|-----------|
| | | Value in USD Million | | Growth Rate (%) | Percentage | Share (%) |
| TOTAL EXTRA-ASEAN EXPORTS | | 940,810 | 962,758 | 2.3 | 100.0 | 100.0 |
| 776 | Thermionic, cold cathode or photo-cathode valves and tubes (e.g., vacuum or vapour or gas-filled valves and tubes, mercury arc rectifying valves and tubes, cathode-ray tubes, television camera tubes); diodes, transistors and similar semiconductor devices; photosensitive semiconductor devices; light-emitting diodes; mounted piezoelectric crystals; electronic integrated circuits and microassemblies; parts thereof | 117,516 | 125,619 | 6.9 | 12.5 | 13.0 |
| 776.11 | Television picture tubes, cathode-ray, colour | 106 | 42 | -60.6 | 0.0 | 0.0 |
| 776.12 | Television picture tubes, cathode-ray, black and white or other monochrome | 1 | 2 | 123.7 | 0.0 | 0.0 |
| 776.21 | Television camera tubes; image converters and intensifiers; other photocathode tubes | 1 | 2 | 120.1 | 0.0 | 0.0 |
| 776.23 | Other cathode-ray tubes | 15 | 18 | 24.2 | 0.0 | 0.0 |
| 776.25 | Microwave tubes (excluding grid-controlled tubes) | 23 | 37 | 61.4 | 0.0 | 0.0 |
| 776.27 | Other valves and tubes | 14 | 11 | -21.9 | 0.0 | 0.0 |
| 776.29 | Parts of the tubes and valves of subgroups 776.1 and 776.2 | 22 | 20 | -8.7 | 0.0 | 0.0 |

| Code and label, SITC rev. 4, 3-digit level | | 2013 | 2014 | 2013/2014 | 2013 | 2014 |
|--|---|----------------------|---------------|-----------------|------------|------------|
| | | Value in USD Million | | Growth Rate (%) | Percentage | Share (%) |
| 776.31 | Diodes, other than photosensitive or light-emitting diodes | 1,152 | 1,043 | -9.5 | 0.1 | 0.1 |
| 776.32 | Transistors (excluding photosensitive transistors) with a dissipation rate of less than one watt | 579 | 384 | -33.7 | 0.1 | 0.0 |
| 776.33 | Transistors (excluding photosensitive transistors) with a dissipation rate of one watt or more | 2,741 | 2,887 | 5.3 | 0.3 | 0.3 |
| 776.35 | Thyristors, diacs and triacs (excluding photosensitive devices) | 29 | 32 | 9.9 | 0.0 | 0.0 |
| 776.37 | Photosensitive semiconductor devices; light-emitting diodes | 5,330 | 6,133 | 15.1 | 0.6 | 0.6 |
| 776.39 | Other semiconductor devices | 1,626 | 1,579 | -2.9 | 0.2 | 0.2 |
| 776.42 | Processors and controllers, whether or not combined with memories, converters, logic circuits, amplifiers, clock and timing circuits, or other circuits | 51,131 | 57,047 | 11.6 | 5.4 | 5.9 |
| 776.44 | Memories | 8,762 | 9,763 | 11.4 | 0.9 | 1.0 |
| 776.46 | Amplifiers | 1,309 | 1,942 | 48.4 | 0.1 | 0.2 |
| 776.49 | Other | 33,985 | 34,534 | 1.6 | 3.6 | 3.6 |
| 776.81 | Piezoelectric crystals, mounted | 914 | 862 | -5.7 | 0.1 | 0.1 |
| 776.88 | Parts of the devices of subgroup 776.3 and of the mounted piezoelectric crystals of heading 776.81 | 2,406 | 2,903 | 20.6 | 0.3 | 0.3 |
| 776.89 | Parts of the articles of subgroup 776.4 | 7,371 | 6,378 | -13.5 | 0.8 | 0.7 |
| 764 | Telecommunications equipment, n.e.s., and parts, n.e.s., and accessories of apparatus falling within division 76 | 40,921 | 44,006 | 7.5 | 4.3 | 4.6 |
| 764.11 | Telephone sets, including telephones for cellular networks or for other wireless networks | 20,299 | 22,612 | 11.4 | 2.2 | 2.3 |
| 764.12 | Other apparatus for transmission or reception of voice, images or other data, including apparatus for communication in a wired or wireless network (such as a local or wide area network) | 5,700 | 6,163 | 8.1 | 0.6 | 0.6 |
| 764.18 | Parts | 4,096 | 4,164 | 1.7 | 0.4 | 0.4 |
| 764.21 | Microphones and stands therefor | 253 | 302 | 19.6 | 0.0 | 0.0 |
| 764.22 | Loudspeakers, mounted in their enclosures | 327 | 414 | 26.4 | 0.0 | 0.0 |
| 764.23 | Loudspeakers, not mounted in their enclosures | 557 | 730 | 31.0 | 0.1 | 0.1 |
| 764.24 | Headphones, earphones and combined microphone/speaker sets | 846 | 710 | -16.1 | 0.1 | 0.1 |
| 764.25 | Audio- frequency electric amplifiers | 196 | 193 | -1.6 | 0.0 | 0.0 |
| 764.26 | Electric sound amplifier sets | 54 | 68 | 26.2 | 0.0 | 0.0 |
| 764.31 | Transmission apparatus | 298 | 260 | -12.6 | 0.0 | 0.0 |
| 764.32 | Transmission apparatus incorporating reception apparatus | 151 | 469 | 209.9 | 0.0 | 0.0 |
| 764.83 | Radar apparatus, radio navigational aid apparatus and radio remote control apparatus | 538 | 679 | 26.1 | 0.1 | 0.1 |
| 764.84 | Television cameras, digital cameras and video camera recorders | 3,434 | 3,054 | -11.1 | 0.4 | 0.3 |
| 764.92 | Parts and accessories suitable for use solely or principally with the apparatus and equipment of subgroup 764.2 | 308 | 311 | 0.7 | 0.0 | 0.0 |
| 764.93 | Parts and accessories suitable for use solely or principally with the apparatus and equipment of groups 761 and 762 and subgroups 764.3 and 764.8 | 3,010 | 3,130 | 4.0 | 0.3 | 0.3 |
| 764.99 | Parts and accessories suitable for use solely or principally with the apparatus falling within group 763 | 853 | 748 | -12.3 | 0.1 | 0.1 |
| 343 | Natural gas, whether or not liquefied | 37,058 | 37,293 | 0.6 | 3.9 | 3.9 |
| 343.10 | Natural gas, liquefied | 37,058 | 37,293 | 0.6 | 3.9 | 3.9 |
| 343.20 | Natural gas, in the gaseous state | 0 | 0 | 677.5 | 0.0 | 0.0 |
| 334 | Petroleum oils and oils obtained from bituminous minerals (other than crude); preparations, n.e.s., containing by weight 70% or more of petroleum oils or of oils obtained from bituminous minerals, these oils being the basic constituents of the preparations; waste oils | 43,366 | 36,959 | -14.8 | 4.6 | 3.8 |
| 334.60 | Petroleum oils and oils obtained from bituminous minerals (other than crude) and preparations n.e.s., containing by weight 70 % or more of petroleum oils or of oils obtained from bituminous minerals, these oils being the basic constituents of the pr | 43,358 | 36,946 | -14.8 | 4.6 | 3.8 |
| 334.70 | Waste oils | 8 | 13 | 70.4 | 0.0 | 0.0 |
| 999 | Commodities and transactions not classified elsewhere in the SITC | 35,439 | 33,681 | -5.0 | 3.8 | 3.5 |
| 999.99 | Commodities and transactions not classified elsewhere in the SITC | 35,439 | 33,681 | -5.0 | 3.8 | 3.5 |
| 999.9Z | Erroneous AHTN | 0 | 0 | 0 | 0.0 | 0.0 |

TABLE 3D.2
EXTRA-ASEAN IMPORTS OF TOP 5 SITC 3-DIGIT PRODUCT GROUPS BY SITC 5-DIGIT LEVEL
(Products sorted on the basis of 2014 imports values)

| Code and label, SITC rev. 4, 3-digit level | | 2013 | 2014 | 2013/2014 | 2013 | 2014 |
|--|---|----------------------|----------------|-----------------|-------------|-------------|
| | | Value in USD Million | | Growth Rate (%) | Percentage | Share (%) |
| TOTAL EXTRA-ASEAN IMPORTS | | 962,148 | 957,651 | -0.5 | 100.0 | 100.0 |
| 776 | Thermionic, cold cathode or photo-cathode valves and tubes (e.g., vacuum or vapour or gas-filled valves and tubes, mercury arc rectifying valves and tubes, cathode-ray tubes, television camera tubes); diodes, transistors and similar semiconductor devices; photosensitive semiconductor devices; light-emitting diodes; mounted piezoelectric crystals; electronic integrated circuits and microassemblies; parts thereof | 101,125 | 102,621 | 1.5 | 10.5 | 10.7 |
| 776.11 | Television picture tubes, cathode-ray, colour | 61 | 19 | -69.6 | 0.0 | 0.0 |
| 776.12 | Television picture tubes, cathode-ray, black and white or other monochrome | 0 | 0 | -11.0 | 0.0 | 0.0 |
| 776.21 | Television camera tubes; image converters and intensifiers; other photocathode tubes | 8 | 15 | 85.2 | 0.0 | 0.0 |
| 776.23 | Other cathode-ray tubes | 20 | 20 | 1.3 | 0.0 | 0.0 |
| 776.25 | Microwave tubes (excluding grid-controlled tubes) | 20 | 18 | -8.9 | 0.0 | 0.0 |
| 776.27 | Other valves and tubes | 18 | 20 | 10.4 | 0.0 | 0.0 |
| 776.29 | Parts of the tubes and valves of subgroups 776.1 and 776.2 | 17 | 13 | -21.8 | 0.0 | 0.0 |
| 776.31 | Diodes, other than photosensitive or light-emitting diodes | 992 | 1,076 | 8.4 | 0.1 | 0.1 |
| 776.32 | Transistors (excluding photosensitive transistors) with a dissipation rate of less than one watt | 161 | 211 | 30.5 | 0.0 | 0.0 |
| 776.33 | Transistors (excluding photosensitive transistors) with a dissipation rate of one watt or more | 1,374 | 1,512 | 10.0 | 0.1 | 0.2 |
| 776.35 | Thyristors, diacs and triacs (excluding photosensitive devices) | 80 | 78 | -2.5 | 0.0 | 0.0 |
| 776.37 | Photosensitive semiconductor devices; light-emitting diodes | 2,318 | 2,683 | 15.8 | 0.2 | 0.3 |
| 776.39 | Other semiconductor devices | 841 | 662 | -21.3 | 0.1 | 0.1 |
| 776.42 | Processors and controllers, whether or not combined with memories, converters, logic circuits, amplifiers, clock and timing circuits, or other circuits | 28,880 | 30,519 | 5.7 | 3.0 | 3.2 |
| 776.44 | Memories | 3,658 | 4,226 | 15.5 | 0.4 | 0.4 |
| 776.46 | Amplifiers | 364 | 346 | -5.1 | 0.0 | 0.0 |
| 776.49 | Other | 39,134 | 37,931 | -3.1 | 4.1 | 4.0 |
| 776.81 | Piezoelectric crystals, mounted | 466 | 505 | 8.4 | 0.0 | 0.1 |
| 776.88 | Parts of the devices of subgroup 776.3 and of the mounted piezoelectric crystals of heading 776.81 | 1,913 | 2,207 | 15.4 | 0.2 | 0.2 |
| 776.89 | Parts of the articles of subgroup 776.4 | 20,798 | 20,560 | -1.1 | 2.2 | 2.1 |
| 334 | Petroleum oils and oils obtained from bituminous minerals (other than crude); preparations, n.e.s., containing by weight 70% or more of petroleum oils or of oils obtained from bituminous minerals, these oils being the basic constituents of the preparations; waste oils | 84,297 | 87,592 | 3.9 | 8.8 | 9.1 |
| 334.60 | Petroleum oils and oils obtained from bituminous minerals (other than crude) and preparations n.e.s., containing by weight 70 % or more of petroleum oils or of oils obtained from bituminous minerals, these oils being the basic constituents of the pr | 84,279 | 87,578 | 3.9 | 8.8 | 9.1 |
| 334.70 | Waste oils | 17 | 14 | -21.6 | 0.0 | 0.0 |
| 333 | Petroleum oils and oils obtained from bituminous minerals, crude | 91,891 | 85,213 | -7.3 | 9.6 | 8.9 |
| 333.00 | Petroleum oils and oils obtained from bituminous minerals, crude | 91,891 | 85,213 | -7.3 | 9.6 | 8.9 |
| 764 | Telecommunications equipment, n.e.s., and parts, n.e.s., and accessories of apparatus falling within division 76 | 38,789 | 37,617 | -3.0 | 4.0 | 3.9 |
| 764.11 | Telephone sets, including telephones for cellular networks or for other wireless networks | 12,250 | 11,795 | -3.7 | 1.3 | 1.2 |
| 764.12 | Other apparatus for transmission or reception of voice, images or other data, including apparatus for communication in a wired or wireless network (such as a local or wide area network) | 5,500 | 6,031 | 9.7 | 0.6 | 0.6 |
| 764.18 | Parts | 9,726 | 9,198 | -5.4 | 1.0 | 1.0 |
| 764.21 | Microphones and stands therefor | 143 | 170 | 18.6 | 0.0 | 0.0 |
| 764.22 | Loudspeakers, mounted in their enclosures | 242 | 259 | 7.3 | 0.0 | 0.0 |
| 764.23 | Loudspeakers, not mounted in their enclosures | 396 | 340 | -14.2 | 0.0 | 0.0 |
| 764.24 | Headphones, earphones and combined microphone/speaker sets | 231 | 210 | -8.7 | 0.0 | 0.0 |
| 764.25 | Audio- frequency electric amplifiers | 132 | 120 | -9.0 | 0.0 | 0.0 |
| 764.26 | Electric sound amplifier sets | 55 | 49 | -11.4 | 0.0 | 0.0 |

| Code and label, SITC rev. 4, 3-digit level | | 2013 | 2014 | 2013/2014 | 2013 | 2014 |
|--|--|----------------------|---------------|-----------------|------------|------------|
| | | Value in USD Million | | Growth Rate (%) | Percentage | Share (%) |
| 764.31 | Transmission apparatus | 118 | 125 | 5.8 | 0.0 | 0.0 |
| 764.32 | Transmission apparatus incorporating reception apparatus | 176 | 176 | -0.2 | 0.0 | 0.0 |
| 764.83 | Radar apparatus, radio navigational aid apparatus and radio remote control apparatus | 512 | 446 | -12.9 | 0.1 | 0.0 |
| 764.84 | Television cameras, digital cameras and video camera recorders | 2,384 | 2,210 | -7.3 | 0.2 | 0.2 |
| 764.92 | Parts and accessories suitable for use solely or principally with the apparatus and equipment of subgroup 764.2 | 516 | 580 | 12.3 | 0.1 | 0.1 |
| 764.93 | Parts and accessories suitable for use solely or principally with the apparatus and equipment of groups 761 and 762 and subgroups 764.3 and 764.8 | 5,852 | 5,395 | -7.8 | 0.6 | 0.6 |
| 764.99 | Parts and accessories suitable for use solely or principally with the apparatus falling within group 763 | 556 | 512 | -7.8 | 0.1 | 0.1 |
| 772 | Electrical apparatus for switching or protecting electrical circuits or for making connections to or in electrical circuits (e.g., switches, relays, fuses, lightning arresters, voltage limiters, surge suppressors, plugs and sockets, lamp-holders and junction boxes); electrical resistors (including rheostats and potentiometers), other than heating resistors; printed circuits; boards, panels (including numerical control panels), consoles, desks, cabinets and other bases, equipped with two or more apparatus for switching, protecting or for making connections to or in electrical circuits, for electric control or the distribution of electricity (excluding switching apparatus of subgroup 764.1) | 18,179 | 17,929 | -1.4 | 1.9 | 1.9 |
| 772.20 | Printed circuits | 4,688 | 4,566 | -2.6 | 0.5 | 0.5 |
| 772.31 | Fixed carbon resistors, composition- or film-type | 160 | 120 | -24.6 | 0.0 | 0.0 |
| 772.32 | Other fixed resistors | 308 | 333 | 8.1 | 0.0 | 0.0 |
| 772.33 | Wire-wound variable resistors (including rheostats and potentiometers) | 62 | 53 | -15.6 | 0.0 | 0.0 |
| 772.35 | Other variable resistors (including rheostats and potentiometers) | 165 | 147 | -11.0 | 0.0 | 0.0 |
| 772.38 | Parts for the electrical resistors of subgroup 772.3 | 34 | 22 | -36.1 | 0.0 | 0.0 |
| 772.41 | Fuses | 81 | 34 | -57.4 | 0.0 | 0.0 |
| 772.42 | Automatic circuit-breakers for a voltage of less than 72.5 kV | 109 | 101 | -7.9 | 0.0 | 0.0 |
| 772.43 | Other automatic circuit-breakers | 77 | 105 | 35.7 | 0.0 | 0.0 |
| 772.44 | Isolating switches and make-and-break switches | 166 | 137 | -17.2 | 0.0 | 0.0 |
| 772.45 | Lightning arresters, voltage limiters and surge suppressors | 50 | 53 | 6.6 | 0.0 | 0.0 |
| 772.49 | Other electrical apparatus for switching or protecting electrical circuits, or for making connections to or in electrical circuits | 515 | 491 | -4.8 | 0.1 | 0.1 |
| 772.51 | Fuses | 206 | 218 | 5.9 | 0.0 | 0.0 |
| 772.52 | Automatic circuit-breakers | 382 | 421 | 10.4 | 0.0 | 0.0 |
| 772.53 | Other apparatus for protecting electrical circuits | 179 | 189 | 5.7 | 0.0 | 0.0 |
| 772.54 | Relays | 520 | 503 | -3.2 | 0.1 | 0.1 |
| 772.55 | Other switches | 878 | 897 | 2.2 | 0.1 | 0.1 |
| 772.56 | Connectors for optical fibres, optical fibre bundles or cables | 170 | 111 | -34.8 | 0.0 | 0.0 |
| 772.57 | Lamp-holders | 27 | 27 | 0.3 | 0.0 | 0.0 |
| 772.58 | Plugs and sockets | 783 | 804 | 2.7 | 0.1 | 0.1 |
| 772.59 | Other electrical apparatus for switching or protecting electrical circuits, or for making connections to or in electrical circuits | 3,633 | 3,576 | -1.6 | 0.4 | 0.4 |
| 772.61 | Boards, panels (including numerical control panels), consoles, desks, cabinets and other bases, equipped with two or more apparatus of subgroup 772.4 or 772.5, for electrical control or the distribution of electricity (including those incorporating | 2,331 | 2,397 | 2.8 | 0.2 | 0.3 |
| 772.62 | Boards, panels (including numerical control panels), consoles, desks, cabinets and other bases, equipped with two or more apparatus of subgroup 772.4 or 772.5, for electrical control or the distribution of electricity (including those incorporating | 886 | 814 | -8.2 | 0.1 | 0.1 |
| 772.81 | Boards, panels, consoles, desks, cabinets and other bases for the goods of subgroup 772.6, not equipped with their apparatus | 204 | 172 | -15.9 | 0.0 | 0.0 |
| 772.82 | Other parts | 1,563 | 1,638 | 4.8 | 0.2 | 0.2 |

TABLE 3E.1
INTRA-ASEAN EXPORTS, TOP 100 PRODUCTS AT SITC 3-DIGIT LEVEL
(Products sorted on the basis of 2014 exports values)

| Code and label, SITC rev. 4, 3-digit level | | 2013 | 2014 | 2013/2014 | 2013 | 2014 |
|--|---|----------------------|---------|-----------------|------------|-----------|
| | | Value in USD Million | | Growth Rate (%) | Percentage | Share (%) |
| TOTAL INTRA-ASEAN EXPORTS | | 330,317 | 329,642 | -0.2 | 100.0 | 100.0 |
| 334 | Petroleum oils and oils obtained from bituminous minerals (other than crude); preparations, n.e.s., containing by weight 70% or more of petroleum oils or of oils obtained from bituminous minerals, these oils being the basic constituents of the preparations; waste oils | 60,342 | 60,298 | -0.1 | 18.3 | 18.3 |
| 776 | Thermionic, cold cathode or photo-cathode valves and tubes (e.g., vacuum or vapour or gas-filled valves and tubes, mercury arc rectifying valves and tubes, cathode-ray tubes, television camera tubes); diodes, transistors and similar semiconductor devices; photosensitive semiconductor devices; light-emitting diodes; mounted piezoelectric crystals; electronic integrated circuits and microassemblies; parts thereof | 30,167 | 29,597 | -1.9 | 9.1 | 9.0 |
| 764 | Telecommunications equipment, n.e.s., and parts, n.e.s., and accessories of apparatus falling within division 76 | 9,717 | 9,480 | -2.4 | 2.9 | 2.9 |
| 343 | Natural gas, whether or not liquefied | 9,531 | 8,896 | -6.7 | 2.9 | 2.7 |
| 333 | Petroleum oils and oils obtained from bituminous minerals, crude | 8,038 | 8,655 | 7.7 | 2.4 | 2.6 |
| 778 | Electrical machinery and apparatus, n.e.s. | 6,029 | 6,385 | 5.9 | 1.8 | 1.9 |
| 772 | Electrical apparatus for switching or protecting electrical circuits or for making connections to or in electrical circuits (e.g., switches, relays, fuses, lightning arresters, voltage limiters, surge suppressors, plugs and sockets, lamp-holders and junction boxes); electrical resistors (including rheostats and potentiometers), other than heating resistors; printed circuits; boards, panels (including numerical control panels), consoles, desks, cabinets and other bases, equipped with two or more apparatus for switching, protecting or for making connections to or in electrical circuits, for electric control or the distribution of electricity (excluding switching apparatus of subgroup 764.1) | 6,075 | 6,173 | 1.6 | 1.8 | 1.9 |
| 759 | Parts and accessories (other than covers, carrying cases and the like) suitable for use solely or principally with machines falling within groups 751 and 752 | 6,517 | 5,996 | -8.0 | 2.0 | 1.8 |
| 752 | Automatic data-processing machines and units thereof; magnetic or optical readers, machines for transcribing data onto data media in coded form and machines for processing such data, n.e.s. | 5,565 | 5,138 | -7.7 | 1.7 | 1.6 |
| 784 | Parts and accessories of the motor vehicles of groups 722, 781, 782 and 783 | 4,815 | 4,895 | 1.6 | 1.5 | 1.5 |
| 892 | Printed matter | 3,048 | 4,598 | 50.9 | 0.9 | 1.4 |
| 723 | Civil engineering and contractors' plant and equipment; parts thereof | 4,970 | 4,056 | -18.4 | 1.5 | 1.2 |
| 781 | Motor cars and other motor vehicles principally designed for the transport of persons (other than motor vehicles for the transport of ten or more persons, including the driver), including station-wagons and racing cars | 3,883 | 4,023 | 3.6 | 1.2 | 1.2 |
| 335 | Residual petroleum products, n.e.s., and related materials | 4,179 | 3,997 | -4.4 | 1.3 | 1.2 |
| 422 | Fixed vegetable fats and oils, crude, refined or fractionated, other than "soft" | 3,182 | 3,738 | 17.5 | 1.0 | 1.1 |
| 098 | Edible products and preparations, n.e.s. | 3,381 | 3,693 | 9.2 | 1.0 | 1.1 |
| 571 | Polymers of ethylene, in primary forms | 3,137 | 3,649 | 16.3 | 0.9 | 1.1 |
| 575 | Other plastics, in primary forms | 3,144 | 3,497 | 11.2 | 1.0 | 1.1 |
| 999 | Commodities and transactions not classified elsewhere in the SITC | 3,296 | 3,439 | 4.3 | 1.0 | 1.0 |
| 511 | Hydrocarbons, n.e.s., and their halogenated, sulphonated, nitrated or nitrosated derivatives | 3,236 | 3,426 | 5.9 | 1.0 | 1.0 |
| 874 | Measuring, checking, analysing and controlling instruments and apparatus, n.e.s. | 3,259 | 3,365 | 3.3 | 1.0 | 1.0 |
| 699 | Manufactures of base metal, n.e.s. | 2,768 | 3,001 | 8.4 | 0.8 | 0.9 |
| 321 | Coal, whether or not pulverized, but not agglomerated | 3,275 | 2,926 | -10.7 | 1.0 | 0.9 |
| 751 | Office machines | 2,625 | 2,816 | 7.3 | 0.8 | 0.9 |
| 713 | Internal combustion piston engines and parts thereof, n.e.s. | 3,175 | 2,670 | -15.9 | 1.0 | 0.8 |
| 512 | Alcohols, phenols, phenol-alcohols, and their halogenated, sulphonated, nitrated or nitrosated derivatives | 2,352 | 2,618 | 11.3 | 0.7 | 0.8 |
| 741 | Heating and cooling equipment and parts thereof, n.e.s. | 2,587 | 2,591 | 0.2 | 0.8 | 0.8 |
| 682 | Copper | 2,789 | 2,580 | -7.5 | 0.8 | 0.8 |
| 728 | Other machinery and equipment specialized for particular industries; parts thereof, n.e.s. | 2,610 | 2,513 | -3.7 | 0.8 | 0.8 |
| 793 | Ships, boats (including hovercraft) and floating structures | 2,809 | 2,418 | -13.9 | 0.9 | 0.7 |
| 893 | Articles, n.e.s., of plastics | 2,295 | 2,415 | 5.3 | 0.7 | 0.7 |
| 898 | Musical instruments and parts and accessories thereof; records, tapes and other sound or similar recordings (excluding goods of groups 763 and 883) | 2,039 | 2,262 | 11.0 | 0.6 | 0.7 |
| 641 | Paper and paperboard | 2,276 | 2,216 | -2.6 | 0.7 | 0.7 |

| Code and label, SITC rev. 4, 3-digit level | | 2013 | 2014 | 2013/2014 | 2013 | 2014 |
|--|---|----------------------|-------|-----------------|------------|-----------|
| | | Value in USD Million | | Growth Rate (%) | Percentage | Share (%) |
| 971 | Gold, non-monetary (excluding gold ores and concentrates) | 2,465 | 2,202 | -10.6 | 0.7 | 0.7 |
| 112 | Alcoholic beverages | 2,072 | 2,100 | 1.3 | 0.6 | 0.6 |
| 679 | Tubes, pipes and hollow profiles, and tube or pipe fittings, of iron or steel | 2,321 | 2,071 | -10.8 | 0.7 | 0.6 |
| 553 | Perfumery, cosmetic or toilet preparations (excluding soaps) | 2,208 | 2,022 | -8.4 | 0.7 | 0.6 |
| 042 | Rice | 1,237 | 1,947 | 57.4 | 0.4 | 0.6 |
| 582 | Plates, sheets, film, foil and strip, of plastics | 1,845 | 1,937 | 5.0 | 0.6 | 0.6 |
| 122 | Tobacco, manufactured (whether or not containing tobacco substitutes) | 1,734 | 1,936 | 11.6 | 0.5 | 0.6 |
| 773 | Equipment for distributing electricity, n.e.s. | 1,946 | 1,903 | -2.2 | 0.6 | 0.6 |
| 782 | Motor vehicles for the transport of goods and special-purpose motor vehicles | 1,788 | 1,875 | 4.9 | 0.5 | 0.6 |
| 785 | Motor cycles (including mopeds) and cycles, motorized and non-motorized; invalid carriages | 2,169 | 1,847 | -14.8 | 0.7 | 0.6 |
| 743 | Pumps (other than pumps for liquids), air or other gas compressors and fans; ventilating or recycling hoods incorporating a fan, whether or not fitted with filters; centrifuges; filtering or purifying apparatus; parts thereof | 2,039 | 1,820 | -10.7 | 0.6 | 0.6 |
| 598 | Miscellaneous chemical products, n.e.s. | 2,086 | 1,713 | -17.9 | 0.6 | 0.5 |
| 761 | Monitors and projectors, not incorporating television reception apparatus; reception apparatus for television, whether or not incorporating radio-broadcast receivers or sound or video recording or reproducing apparatus | 1,808 | 1,694 | -6.3 | 0.5 | 0.5 |
| 687 | Tin | 1,884 | 1,691 | -10.2 | 0.6 | 0.5 |
| 716 | Rotating electric plant and parts thereof, n.e.s. | 1,650 | 1,622 | -1.7 | 0.5 | 0.5 |
| 574 | Polyacetals, other polyethers and epoxide resins, in primary forms; polycarbonates, alkylid resins, polyallyl esters and other polyesters, in primary forms | 1,548 | 1,567 | 1.2 | 0.5 | 0.5 |
| 897 | Jewellery, goldsmiths' and silversmiths' wares, and other articles of precious or semiprecious materials, n.e.s. | 1,207 | 1,504 | 24.6 | 0.4 | 0.5 |
| 231 | Natural rubber, balata, gutta-percha, guayule, chicle and similar natural gums, in primary forms (including latex) or in plates, sheets or strip | 2,075 | 1,489 | -28.2 | 0.6 | 0.5 |
| 792 | Aircraft and associated equipment; spacecraft (including satellites) and spacecraft launch vehicles; parts thereof | 1,775 | 1,445 | -18.6 | 0.5 | 0.4 |
| 061 | Sugars, molasses and honey | 1,660 | 1,435 | -13.6 | 0.5 | 0.4 |
| 775 | Household-type electrical and non-electrical equipment, n.e.s. | 1,314 | 1,391 | 5.9 | 0.4 | 0.4 |
| 771 | Electric power machinery (other than rotating electric plant of group 716) and parts thereof | 1,491 | 1,357 | -9.0 | 0.5 | 0.4 |
| 111 | Non-alcoholic beverages, n.e.s. | 1,085 | 1,323 | 22.0 | 0.3 | 0.4 |
| 676 | Iron and steel bars, rods, angles, shapes and sections (including sheet piling) | 1,270 | 1,273 | 0.2 | 0.4 | 0.4 |
| 533 | Pigments, paints, varnishes and related materials | 1,210 | 1,253 | 3.6 | 0.4 | 0.4 |
| 513 | Carboxylic acids and their anhydrides, halides, peroxides and peroxyacids; their halogenated, sulphonated, nitrated or nitrosated derivatives | 1,128 | 1,244 | 10.3 | 0.3 | 0.4 |
| 625 | Rubber tyres, interchangeable tyre treads, tyre flaps and inner tubes for wheels of all kinds | 1,325 | 1,235 | -6.8 | 0.4 | 0.4 |
| 642 | Paper and paperboard, cut to size or shape, and articles of paper or paperboard | 1,213 | 1,227 | 1.1 | 0.4 | 0.4 |
| 554 | Soap, cleansing and polishing preparations | 1,133 | 1,205 | 6.3 | 0.3 | 0.4 |
| 661 | Lime, cement, and fabricated construction materials (except glass and clay materials) | 1,043 | 1,195 | 14.6 | 0.3 | 0.4 |
| 344 | Petroleum gases and other gaseous hydrocarbons, n.e.s. | 1,283 | 1,157 | -9.8 | 0.4 | 0.4 |
| 746 | Ball- or roller bearings | 974 | 1,141 | 17.2 | 0.3 | 0.3 |
| 744 | Mechanical handling equipment and parts thereof, n.e.s. | 1,234 | 1,125 | -8.8 | 0.4 | 0.3 |
| 071 | Coffee and coffee substitutes | 1,058 | 1,097 | 3.7 | 0.3 | 0.3 |
| 684 | Aluminium | 1,114 | 1,094 | -1.7 | 0.3 | 0.3 |
| 872 | Instruments and appliances, n.e.s., for medical, surgical, dental or veterinary purposes | 1,020 | 1,053 | 3.2 | 0.3 | 0.3 |
| 747 | Taps, cocks, valves and similar appliances for pipes, boiler shells, tanks, vats or the like, including pressure-reducing valves and thermostatically controlled valves | 936 | 1,030 | 10.1 | 0.3 | 0.3 |
| 885 | Watches and clocks | 1,032 | 996 | -3.5 | 0.3 | 0.3 |
| 551 | Essential oils, perfume and flavour materials | 996 | 993 | -0.3 | 0.3 | 0.3 |
| 542 | Medicaments (including veterinary medicaments) | 1,008 | 975 | -3.3 | 0.3 | 0.3 |
| 057 | Fruit and nuts (not including oil nuts), fresh or dried | 822 | 965 | 17.4 | 0.2 | 0.3 |
| 562 | Fertilizers (other than those of group 272) | 1,161 | 951 | -18.1 | 0.4 | 0.3 |

| Code and label, SITC rev. 4, 3-digit level | | 2013 | 2014 | 2013/2014 | 2013 | 2014 |
|--|--|----------------------|---------|-----------------|------------|-----------|
| | | Value in USD Million | | Growth Rate (%) | Percentage | Share (%) |
| 674 | Flat-rolled products of iron or non-alloy steel, clad, plated or coated | 911 | 917 | 0.6 | 0.3 | 0.3 |
| 034 | Fish, fresh (live or dead), chilled or frozen | 936 | 914 | -2.3 | 0.3 | 0.3 |
| 081 | Feeding stuff for animals (not including unmilled cereals) | 939 | 901 | -4.1 | 0.3 | 0.3 |
| 072 | Cocoa | 892 | 896 | 0.4 | 0.3 | 0.3 |
| 048 | Cereal preparations and preparations of flour or starch of fruits or vegetables | 806 | 873 | 8.4 | 0.2 | 0.3 |
| 884 | Optical goods, n.e.s. | 841 | 848 | 0.8 | 0.3 | 0.3 |
| 714 | Engines and motors, non-electric (other than those of groups 712, 713 and 718); parts, n.e.s., of these engines and motors | 813 | 823 | 1.1 | 0.2 | 0.2 |
| 821 | Furniture and parts thereof; bedding, mattresses, mattress supports, cushions and similar stuffed furnishings | 808 | 812 | 0.5 | 0.2 | 0.2 |
| 663 | Mineral manufactures, n.e.s. | 714 | 799 | 11.9 | 0.2 | 0.2 |
| 691 | Structures and parts of structures, n.e.s., of iron, steel or aluminium | 918 | 786 | -14.3 | 0.3 | 0.2 |
| 851 | Footwear | 703 | 775 | 10.2 | 0.2 | 0.2 |
| 516 | Other organic chemicals | 715 | 769 | 7.6 | 0.2 | 0.2 |
| 597 | Prepared additives for mineral oils and the like; prepared liquids for hydraulic transmission; anti-freezing preparations and prepared de-icing fluids; lubricating preparations | 744 | 767 | 3.1 | 0.2 | 0.2 |
| 749 | Non-electric parts and accessories of machinery, n.e.s. | 783 | 766 | -2.2 | 0.2 | 0.2 |
| 651 | Textile yarn | 747 | 765 | 2.4 | 0.2 | 0.2 |
| 673 | Flat-rolled products of iron or non-alloy steel, not clad, plated or coated | 911 | 751 | -17.5 | 0.3 | 0.2 |
| 592 | Starches, inulin and wheat gluten; albuminoidal substances; glues | 686 | 738 | 7.5 | 0.2 | 0.2 |
| 742 | Pumps for liquids, whether or not fitted with a measuring device; liquid elevators; parts for such pumps and liquid elevators | 694 | 702 | 1.1 | 0.2 | 0.2 |
| 695 | Tools for use in the hand or in machines | 794 | 700 | -11.9 | 0.2 | 0.2 |
| 634 | Veneers, plywood, particle board, and other wood, worked, n.e.s. | 636 | 669 | 5.2 | 0.2 | 0.2 |
| 657 | Special yarns, special textile fabrics and related products | 581 | 644 | 10.8 | 0.2 | 0.2 |
| 629 | Articles of rubber, n.e.s. | 652 | 639 | -2.0 | 0.2 | 0.2 |
| 748 | Transmission shafts (including camshafts and crankshafts) and cranks; bearing housings and plain shaft bearings; gears and gearing; ball or roller screws; gearboxes and other speed changers (including torque converters); flywheels and pulleys (including pulley blocks); clutches and shaft couplings (including universal joints); articulated link chain; parts thereof | 614 | 637 | 3.8 | 0.2 | 0.2 |
| 653 | Fabrics, woven, of man-made textile materials (not including narrow or special fabrics) | 683 | 633 | -7.3 | 0.2 | 0.2 |
| 655 | Knitted or crocheted fabrics (including tubular knit fabrics, n.e.s., pile fabrics and openwork fabrics), n.e.s. | 608 | 630 | 3.6 | 0.2 | 0.2 |
| Total top 100 products | | 298,604 | 298,274 | -0.1 | 90.4 | 90.5 |

TABLE 3E.2
INTRA-ASEAN IMPORTS, TOP 100 PRODUCTS AT SITC 3-DIGIT LEVEL
(Products sorted on the basis of 2014 imports values)

| Code and label, SITC rev. 4, 3-digit level | | 2013 | 2014 | 2013/2014 | 2013 | 2014 |
|--|--|----------------------|---------|-----------------|------------|-----------|
| | | Value in USD Million | | Growth Rate (%) | Percentage | Share (%) |
| TOTAL INTRA-ASEAN IMPORTS | | 278,240 | 278,565 | 0.1 | 100.0 | 100.0 |
| 334 | Petroleum oils and oils obtained from bituminous minerals (other than crude); preparations, n.e.s., containing by weight 70% or more of petroleum oils or of oils obtained from bituminous minerals, these oils being the basic constituents of the preparations; waste oils | 60,044 | 57,075 | -4.9 | 21.6 | 20.5 |
| 776 | Thermionic, cold cathode or photo-cathode valves and tubes (e.g., vacuum or vapour or gas-filled valves and tubes, mercury arc rectifying valves and tubes, cathode-ray tubes, television camera tubes); diodes, transistors and similar semiconductor devices; photosensitive semiconductor devices; light-emitting diodes; mounted piezoelectric crystals; electronic integrated circuits and microassemblies; parts thereof | 27,964 | 26,429 | -5.5 | 10.1 | 9.5 |
| 333 | Petroleum oils and oils obtained from bituminous minerals, crude | 9,564 | 9,998 | 4.5 | 3.4 | 3.6 |
| 343 | Natural gas, whether or not liquefied | 10,301 | 9,435 | -8.4 | 3.7 | 3.4 |
| 764 | Telecommunications equipment, n.e.s., and parts, n.e.s., and accessories of apparatus falling within division 76 | 7,297 | 8,599 | 17.9 | 2.6 | 3.1 |

| Code and label, SITC rev. 4, 3-digit level | 2013 | 2014 | 2013/2014 | 2013 | 2014 |
|---|----------------------|-------|-----------------|------------|-----------|
| | Value in USD Million | | Growth Rate (%) | Percentage | Share (%) |
| 772 Electrical apparatus for switching or protecting electrical circuits or for making connections to or in electrical circuits (e.g., switches, relays, fuses, lightning arresters, voltage limiters, surge suppressors, plugs and sockets, lamp-holders and junction boxes); electrical resistors (including rheostats and potentiometers), other than heating resistors; printed circuits; boards, panels (including numerical control panels), consoles, desks, cabinets and other bases, equipped with two or more apparatus for switching, protecting or for making connections to or in electrical circuits, for electric control or the distribution of electricity (excluding switching apparatus of subgroup 764.1) | 5,245 | 4,985 | -5.0 | 1.9 | 1.8 |
| 759 Parts and accessories (other than covers, carrying cases and the like) suitable for use solely or principally with machines falling within groups 751 and 752 | 4,770 | 4,498 | -5.7 | 1.7 | 1.6 |
| 752 Automatic data-processing machines and units thereof; magnetic or optical readers, machines for transcribing data onto data media in coded form and machines for processing such data, n.e.s. | 4,543 | 4,308 | -5.2 | 1.6 | 1.5 |
| 778 Electrical machinery and apparatus, n.e.s. | 4,190 | 4,130 | -1.4 | 1.5 | 1.5 |
| 784 Parts and accessories of the motor vehicles of groups 722, 781, 782 and 783 | 3,965 | 3,772 | -4.9 | 1.4 | 1.4 |
| 511 Hydrocarbons, n.e.s., and their halogenated, sulphonated, nitrated or nitrosated derivatives | 3,291 | 3,381 | 2.7 | 1.2 | 1.2 |
| 098 Edible products and preparations, n.e.s. | 2,946 | 3,207 | 8.9 | 1.1 | 1.2 |
| 321 Coal, whether or not pulverized, but not agglomerated | 3,311 | 3,010 | -9.1 | 1.2 | 1.1 |
| 781 Motor cars and other motor vehicles principally designed for the transport of persons (other than motor vehicles for the transport of ten or more persons, including the driver), including station-wagons and racing cars | 3,475 | 2,972 | -14.5 | 1.2 | 1.1 |
| 575 Other plastics, in primary forms | 2,603 | 2,820 | 8.3 | 0.9 | 1.0 |
| 571 Polymers of ethylene, in primary forms | 2,208 | 2,703 | 22.4 | 0.8 | 1.0 |
| 641 Paper and paperboard | 2,568 | 2,618 | 1.9 | 0.9 | 0.9 |
| 751 Office machines | 2,175 | 2,559 | 17.7 | 0.8 | 0.9 |
| 512 Alcohols, phenols, phenol-alcohols, and their halogenated, sulphonated, nitrated or nitrosated derivatives | 2,239 | 2,558 | 14.3 | 0.8 | 0.9 |
| 699 Manufactures of base metal, n.e.s. | 2,409 | 2,469 | 2.5 | 0.9 | 0.9 |
| 682 Copper | 2,666 | 2,397 | -10.1 | 1.0 | 0.9 |
| 741 Heating and cooling equipment and parts thereof, n.e.s. | 2,266 | 2,354 | 3.9 | 0.8 | 0.8 |
| 898 Musical instruments and parts and accessories thereof; records, tapes and other sound or similar recordings (excluding goods of groups 763 and 883) | 2,211 | 2,349 | 6.3 | 0.8 | 0.8 |
| 874 Measuring, checking, analysing and controlling instruments and apparatus, n.e.s. | 2,244 | 2,301 | 2.6 | 0.8 | 0.8 |
| 723 Civil engineering and contractors' plant and equipment; parts thereof | 2,133 | 2,262 | 6.0 | 0.8 | 0.8 |
| 422 Fixed vegetable fats and oils, crude, refined or fractionated, other than "soft" | 2,151 | 2,222 | 3.3 | 0.8 | 0.8 |
| 971 Gold, non-monetary (excluding gold ores and concentrates) | 1,875 | 2,128 | 13.5 | 0.7 | 0.8 |
| 893 Articles, n.e.s., of plastics | 2,068 | 2,117 | 2.4 | 0.7 | 0.8 |
| 897 Jewellery, goldsmiths' and silversmiths' wares, and other articles of precious or semiprecious materials, n.e.s. | 2,563 | 1,949 | -24.0 | 0.9 | 0.7 |
| 785 Motor cycles (including mopeds) and cycles, motorized and non-motorized; invalid carriages | 2,255 | 1,923 | -14.8 | 0.8 | 0.7 |
| 231 Natural rubber, balata, gutta-percha, guayule, chicle and similar natural gums, in primary forms (including latex) or in plates, sheets or strip | 2,519 | 1,867 | -25.9 | 0.9 | 0.7 |
| 743 Pumps (other than pumps for liquids), air or other gas compressors and fans; ventilating or recycling hoods incorporating a fan, whether or not fitted with filters; centrifuges; filtering or purifying apparatus; parts thereof | 1,654 | 1,820 | 10.0 | 0.6 | 0.7 |
| 773 Equipment for distributing electricity, n.e.s. | 1,650 | 1,757 | 6.5 | 0.6 | 0.6 |
| 999 Commodities and transactions not classified elsewhere in the SITC | 1,141 | 1,738 | 52.3 | 0.4 | 0.6 |
| 728 Other machinery and equipment specialized for particular industries; parts thereof, n.e.s. | 1,636 | 1,680 | 2.7 | 0.6 | 0.6 |
| 687 Tin | 1,526 | 1,662 | 8.9 | 0.5 | 0.6 |
| 713 Internal combustion piston engines and parts thereof, n.e.s. | 1,800 | 1,533 | -14.8 | 0.6 | 0.6 |
| 335 Residual petroleum products, n.e.s., and related materials | 1,377 | 1,531 | 11.2 | 0.5 | 0.5 |
| 782 Motor vehicles for the transport of goods and special-purpose motor vehicles | 1,811 | 1,510 | -16.6 | 0.7 | 0.5 |
| 716 Rotating electric plant and parts thereof, n.e.s. | 1,459 | 1,494 | 2.4 | 0.5 | 0.5 |
| 761 Monitors and projectors, not incorporating television reception apparatus; reception apparatus for television, whether or not incorporating radio-broadcast receivers or sound or video recording or reproducing apparatus | 1,560 | 1,466 | -6.0 | 0.6 | 0.5 |
| 042 Rice | 993 | 1,392 | 40.2 | 0.4 | 0.5 |
| 793 Ships, boats (including hovercraft) and floating structures | 2,379 | 1,341 | -43.7 | 0.9 | 0.5 |
| 061 Sugars, molasses and honey | 1,170 | 1,332 | 13.9 | 0.4 | 0.5 |

| Code and label, SITC rev. 4, 3-digit level | | 2013 | 2014 | 2013/2014 | 2013 | 2014 |
|--|---|----------------------|-------|-----------------|------------|-----------|
| | | Value in USD Million | | Growth Rate (%) | Percentage | Share (%) |
| 582 | Plates, sheets, film, foil and strip, of plastics | 1,352 | 1,326 | -1.9 | 0.5 | 0.5 |
| 574 | Polyacetals, other polyethers and epoxide resins, in primary forms; polycarbonates, alkyd resins, polyallyl esters and other polyesters, in primary forms | 1,262 | 1,319 | 4.5 | 0.5 | 0.5 |
| 775 | Household-type electrical and non-electrical equipment, n.e.s. | 1,181 | 1,235 | 4.6 | 0.4 | 0.4 |
| 679 | Tubes, pipes and hollow profiles, and tube or pipe fittings, of iron or steel | 1,278 | 1,216 | -4.9 | 0.5 | 0.4 |
| 598 | Miscellaneous chemical products, n.e.s. | 1,218 | 1,212 | -0.5 | 0.4 | 0.4 |
| 431 | Animal or vegetable fats and oils, processed; waxes; inedible mixtures or preparations of animal or vegetable fats or oils, n.e.s. | 693 | 1,200 | 73.3 | 0.2 | 0.4 |
| 661 | Lime, cement, and fabricated construction materials (except glass and clay materials) | 868 | 1,145 | 31.9 | 0.3 | 0.4 |
| 771 | Electric power machinery (other than rotating electric plant of group 716) and parts thereof | 1,261 | 1,140 | -9.6 | 0.5 | 0.4 |
| 553 | Perfumery, cosmetic or toilet preparations (excluding soaps) | 1,102 | 1,131 | 2.7 | 0.4 | 0.4 |
| 122 | Tobacco, manufactured (whether or not containing tobacco substitutes) | 912 | 1,113 | 22.0 | 0.3 | 0.4 |
| 642 | Paper and paperboard, cut to size or shape, and articles of paper or paperboard | 1,006 | 1,091 | 8.4 | 0.4 | 0.4 |
| 513 | Carboxylic acids and their anhydrides, halides, peroxides and peroxyacids; their halogenated, sulphonated, nitrated or nitrosated derivatives | 992 | 1,067 | 7.6 | 0.4 | 0.4 |
| 554 | Soap, cleansing and polishing preparations | 910 | 1,013 | 11.3 | 0.3 | 0.4 |
| 248 | Wood, simply worked, and railway sleepers of wood | 813 | 999 | 22.9 | 0.3 | 0.4 |
| 625 | Rubber tyres, interchangeable tyre treads, tyre flaps and inner tubes for wheels of all kinds | 1,002 | 971 | -3.1 | 0.4 | 0.3 |
| 551 | Essential oils, perfume and flavour materials | 819 | 969 | 18.3 | 0.3 | 0.3 |
| 533 | Pigments, paints, varnishes and related materials | 921 | 963 | 4.6 | 0.3 | 0.3 |
| 034 | Fish, fresh (live or dead), chilled or frozen | 927 | 932 | 0.6 | 0.3 | 0.3 |
| 071 | Coffee and coffee substitutes | 828 | 918 | 10.9 | 0.3 | 0.3 |
| 747 | Taps, cocks, valves and similar appliances for pipes, boiler shells, tanks, vats or the like, including pressure-reducing valves and thermostatically controlled valves | 689 | 913 | 32.5 | 0.2 | 0.3 |
| 562 | Fertilizers (other than those of group 272) | 1,018 | 909 | -10.6 | 0.4 | 0.3 |
| 676 | Iron and steel bars, rods, angles, shapes and sections (including sheet piling) | 769 | 899 | 17.0 | 0.3 | 0.3 |
| 273 | Stone, sand and gravel | 824 | 898 | 9.0 | 0.3 | 0.3 |
| 081 | Feeding stuff for animals (not including unmilled cereals) | 931 | 897 | -3.7 | 0.3 | 0.3 |
| 792 | Aircraft and associated equipment; spacecraft (including satellites) and spacecraft launch vehicles; parts thereof | 694 | 884 | 27.3 | 0.2 | 0.3 |
| 663 | Mineral manufactures, n.e.s. | 741 | 861 | 16.2 | 0.3 | 0.3 |
| 684 | Aluminium | 785 | 853 | 8.6 | 0.3 | 0.3 |
| 057 | Fruit and nuts (not including oil nuts), fresh or dried | 675 | 841 | 24.7 | 0.2 | 0.3 |
| 054 | Vegetables, fresh, chilled, frozen or simply preserved (including dried leguminous vegetables); roots, tubers and other edible vegetable products, n.e.s., fresh or dried | 800 | 825 | 3.1 | 0.3 | 0.3 |
| 664 | Glass | 799 | 817 | 2.3 | 0.3 | 0.3 |
| 542 | Medicaments (including veterinary medicaments) | 742 | 802 | 8.2 | 0.3 | 0.3 |
| 884 | Optical goods, n.e.s. | 659 | 794 | 20.4 | 0.2 | 0.3 |
| 674 | Flat-rolled products of iron or non-alloy steel, clad, plated or coated | 671 | 767 | 14.3 | 0.2 | 0.3 |
| 821 | Furniture and parts thereof; bedding, mattresses, mattress supports, cushions and similar stuffed furnishings | 702 | 759 | 8.1 | 0.3 | 0.3 |
| 072 | Cocoa | 793 | 741 | -6.6 | 0.3 | 0.3 |
| 744 | Mechanical handling equipment and parts thereof, n.e.s. | 685 | 727 | 6.2 | 0.2 | 0.3 |
| 344 | Petroleum gases and other gaseous hydrocarbons, n.e.s. | 288 | 721 | 150.4 | 0.1 | 0.3 |
| 634 | Veneers, plywood, particle board, and other wood, worked, n.e.s. | 670 | 719 | 7.4 | 0.2 | 0.3 |
| 691 | Structures and parts of structures, n.e.s., of iron, steel or aluminium | 711 | 710 | 0.0 | 0.3 | 0.3 |
| 048 | Cereal preparations and preparations of flour or starch of fruits or vegetables | 656 | 696 | 6.1 | 0.2 | 0.2 |
| 592 | Starches, inulin and wheat gluten; albuminoid substances; glues | 630 | 696 | 10.5 | 0.2 | 0.2 |
| 851 | Footwear | 550 | 678 | 23.3 | 0.2 | 0.2 |
| 655 | Knitted or crocheted fabrics (including tubular knit fabrics, n.e.s., pile fabrics and openwork fabrics), n.e.s. | 437 | 657 | 50.3 | 0.2 | 0.2 |

| Code and label, SITC rev. 4, 3-digit level | | 2013 | 2014 | 2013/2014 | 2013 | 2014 |
|--|--|----------------------|---------|-----------------|------------|-----------|
| | | Value in USD Million | | Growth Rate (%) | Percentage | Share (%) |
| 651 | Textile yarn | 623 | 645 | 3.5 | 0.2 | 0.2 |
| 872 | Instruments and appliances, n.e.s., for medical, surgical, dental or veterinary purposes | 608 | 643 | 5.9 | 0.2 | 0.2 |
| 111 | Non-alcoholic beverages, n.e.s. | 522 | 638 | 22.3 | 0.2 | 0.2 |
| 694 | Nails, screws, nuts, bolts, rivets and the like, of iron, steel, copper or aluminium | 631 | 617 | -2.3 | 0.2 | 0.2 |
| 351 | Electric current | 622 | 606 | -2.6 | 0.2 | 0.2 |
| 522 | Inorganic chemical elements, oxides and halogen salts | 579 | 602 | 3.9 | 0.2 | 0.2 |
| 572 | Polymers of styrene, in primary forms | 624 | 602 | -3.5 | 0.2 | 0.2 |
| 845 | Articles of apparel, of textile fabrics, whether or not knitted or crocheted, n.e.s. | 971 | 586 | -39.7 | 0.3 | 0.2 |
| 746 | Ball- or roller bearings | 578 | 576 | -0.4 | 0.2 | 0.2 |
| 629 | Articles of rubber, n.e.s. | 565 | 571 | 1.1 | 0.2 | 0.2 |
| 749 | Non-electric parts and accessories of machinery, n.e.s. | 533 | 564 | 5.9 | 0.2 | 0.2 |
| 692 | Metal containers for storage or transport | 474 | 560 | 17.9 | 0.2 | 0.2 |
| 591 | Insecticides, rodenticides, fungicides, herbicides, anti-sprouting products and plant-growth regulators, disinfectants and similar products, put up in forms or packings for retail sale or as preparations or articles (e.g., sulphur-treated bands, wicks and candles, and fly-papers) | 493 | 526 | 6.5 | 0.2 | 0.2 |
| Total top 100 products | | 254,295 | 253,412 | -0.3 | 91.4 | 91.0 |

TABLE 3F.1
INTRA-ASEAN EXPORTS OF TOP 5 SITC 3-DIGIT PRODUCT GROUPS BY SITC 5-DIGIT LEVEL
(Products sorted on the basis of 2014 exports values)

| Code and label, SITC rev. 4, 3- to 5-digit level | | 2013 | 2014 | 2013/2014 | 2013 | 2014 |
|--|---|----------------------|---------------|-----------------|-------------|-------------|
| | | Value in USD Million | | Growth Rate (%) | Percentage | Share (%) |
| TOTAL INTRA-ASEAN EXPORTS | | 330,317 | 329,642 | -0.2 | 100.0 | 100.0 |
| 334 | Petroleum oils and oils obtained from bituminous minerals (other than crude); preparations, n.e.s., containing by weight 70% or more of petroleum oils or of oils obtained from bituminous minerals, these oils being the basic constituents of the preparations; waste oils | 60,342 | 60,298 | -0.1 | 18.3 | 18.3 |
| 334.6 | Petroleum oils and oils obtained from bituminous minerals (other than crude) and preparations n.e.s., containing by weight 70% or more of petroleum oils or of oils obtained from bituminous minerals | 60,332 | 60,288 | -0.1 | 18.3 | 18.3 |
| 334.7 | Waste oils | 10 | 10 | -0.9 | 0.0 | 0.0 |
| 776 | Thermionic, cold cathode or photo-cathode valves and tubes (e.g., vacuum or vapour or gas-filled valves and tubes, mercury arc rectifying valves and tubes, cathode-ray tubes, television camera tubes); diodes, transistors and similar semiconductor devices; photosensitive semiconductor devices; light-emitting diodes; mounted piezoelectric crystals; electronic integrated circuits and microassemblies; parts thereof | 30,167 | 29,597 | -1.9 | 9.1 | 9.0 |
| 776.11 | Television picture tubes, cathode-ray, colour | 19 | 8 | -59.1 | 0.0 | 0.0 |
| 776.12 | Television picture tubes, cathode-ray, black and white or other monochrome | 0 | 0 | -2.5 | 0.0 | 0.0 |
| 776.21 | Television camera tubes; image converters and intensifiers; other photocathode tubes | 0 | 0 | -26.0 | 0.0 | 0.0 |
| 776.23 | Other cathode-ray tubes | 1 | 1 | 37.1 | 0.0 | 0.0 |
| 776.25 | Microwave tubes (excluding grid-controlled tubes) | 1 | 1 | -27.4 | 0.0 | 0.0 |
| 776.27 | Other valves and tubes | 14 | 11 | -21.2 | 0.0 | 0.0 |
| 776.29 | Parts of the tubes and valves of subgroups 776.1 and 776.2 | 5 | 3 | -50.4 | 0.0 | 0.0 |
| 776.31 | Diodes, other than photosensitive or light-emitting diodes | 492 | 409 | -16.8 | 0.1 | 0.1 |
| 776.32 | Transistors (excluding photosensitive transistors) with a dissipation rate of less than one watt | 519 | 541 | 4.1 | 0.2 | 0.2 |
| 776.33 | Transistors (excluding photosensitive transistors) with a dissipation rate of one watt or more | 1,044 | 902 | -13.6 | 0.3 | 0.3 |
| 776.35 | Thyristors, diacs and triacs (excluding photosensitive devices) | 11 | 11 | -2.7 | 0.0 | 0.0 |
| 776.37 | Photosensitive semiconductor devices; light-emitting diodes | 868 | 847 | -2.5 | 0.3 | 0.3 |
| 776.39 | Other semiconductor devices | 336 | 244 | -27.4 | 0.1 | 0.1 |
| 776.42 | Processors and controllers, whether or not combined with memories, converters, logic circuits, amplifiers, clock and timing circuits, or other circuits | 9,592 | 9,698 | 1.1 | 2.9 | 2.9 |
| 776.44 | Memories | 1,805 | 1,955 | 8.3 | 0.5 | 0.6 |

| Code and label, SITC rev. 4, 3- to 5-digit level | | 2013 | 2014 | 2013/2014 | 2013 | 2014 |
|--|---|----------------------|--------------|-----------------|------------|------------|
| | | Value in USD Million | | Growth Rate (%) | Percentage | Share (%) |
| 776.46 | Amplifiers | 198 | 229 | 15.5 | 0.1 | 0.1 |
| 776.49 | Other | 11,648 | 10,492 | -9.9 | 3.5 | 3.2 |
| 776.81 | Piezoelectric crystals, mounted | 220 | 211 | -4.0 | 0.1 | 0.1 |
| 776.88 | Parts of the devices of subgroup 776.3 and of the mounted piezoelectric crystals of heading 776.81 | 652 | 974 | 49.4 | 0.2 | 0.3 |
| 776.89 | Parts of the articles of subgroup 776.4 | 2,740 | 3,061 | 11.7 | 0.8 | 0.9 |
| 764 | Telecommunications equipment, n.e.s., and parts, n.e.s., and accessories of apparatus falling within division 76 | 9,717 | 9,480 | -2.4 | 2.9 | 2.9 |
| 764.11 | Telephone sets, including telephones for cellular networks or for other wireless networks | 5,651 | 5,667 | 0.3 | 1.7 | 1.7 |
| 764.12 | Other apparatus for transmission or reception of voice, images or other data, including apparatus for communication in a wired or wireless network (such as a local or wide area network) | 772 | 752 | -2.6 | 0.2 | 0.2 |
| 764.18 | Parts | 492 | 430 | -12.6 | 0.1 | 0.1 |
| 764.21 | Microphones and stands therefor | 43 | 51 | 17.2 | 0.0 | 0.0 |
| 764.22 | Loudspeakers, mounted in their enclosures | 45 | 46 | 2.8 | 0.0 | 0.0 |
| 764.23 | Loudspeakers, not mounted in their enclosures | 123 | 131 | 6.2 | 0.0 | 0.0 |
| 764.24 | Headphones, earphones and combined microphone/speaker sets | 34 | 37 | 10.8 | 0.0 | 0.0 |
| 764.25 | Audio- frequency electric amplifiers | 46 | 31 | -32.9 | 0.0 | 0.0 |
| 764.26 | Electric sound amplifier sets | 25 | 23 | -7.0 | 0.0 | 0.0 |
| 764.31 | Transmission apparatus | 82 | 106 | 28.7 | 0.0 | 0.0 |
| 764.32 | Transmission apparatus incorporating reception apparatus | 81 | 57 | -29.4 | 0.0 | 0.0 |
| 764.83 | Radar apparatus, radio navigational aid apparatus and radio remote control apparatus | 143 | 138 | -3.5 | 0.0 | 0.0 |
| 764.84 | Television cameras, digital cameras and video camera recorders | 596 | 655 | 9.9 | 0.2 | 0.2 |
| 764.92 | Parts and accessories suitable for use solely or principally with the apparatus and equipment of subgroup 764.2 | 196 | 214 | 9.2 | 0.1 | 0.1 |
| 764.93 | Parts and accessories suitable for use solely or principally with the apparatus and equipment of groups 761 and 762 and subgroups 764.3 and 764.8 | 917 | 827 | -9.9 | 0.3 | 0.3 |
| 764.99 | Parts and accessories suitable for use solely or principally with the apparatus falling within group 763 | 469 | 314 | -33.0 | 0.1 | 0.1 |
| 343 | Natural gas, whether or not liquefied | 9,531 | 8,896 | -6.7 | 2.9 | 2.7 |
| 343.1 | Natural gas, liquefied | 692 | 806 | 16.5 | 0.2 | 0.2 |
| 343.2 | Natural gas, in the gaseous state | 8,839 | 8,090 | -8.5 | 2.7 | 2.5 |
| 333 | Petroleum oils and oils obtained from bituminous minerals, crude | 8,038 | 8,655 | 7.7 | 2.4 | 2.6 |
| 333.0 | Petroleum oils and oils obtained from bituminous minerals, crude | 8,038 | 8,655 | 7.7 | 2.4 | 2.6 |

TABLE 3F.2
INTRA-ASEAN IMPORTS OF TOP 5 SITC 3-DIGIT PRODUCT GROUPS BY SITC 5-DIGIT LEVEL
(Products sorted on the basis of 2014 imports values)

| Code and label, SITC rev. 4, 3- to 5-digit level | | 2013 | 2014 | 2013/2014 | 2013 | 2014 |
|--|---|----------------------|---------------|-----------------|-------------|-------------|
| | | Value in USD Million | | Growth Rate (%) | Percentage | Share (%) |
| TOTAL INTRA-ASEAN IMPORTS | | 278,240 | 278,565 | 0.1 | 100.0 | 100.0 |
| 334 | Petroleum oils and oils obtained from bituminous minerals (other than crude); preparations, n.e.s., containing by weight 70% or more of petroleum oils or of oils obtained from bituminous minerals, these oils being the basic constituents of the preparations; waste oils | 60,044 | 57,075 | -4.9 | 21.6 | 20.5 |
| 334.6 | Petroleum oils and oils obtained from bituminous minerals (other than crude) and preparations n.e.s., containing by weight 70% or more of petroleum oils or of oils obtained from bituminous minerals | 60,036 | 57,072 | -4.9 | 21.6 | 20.5 |
| 334.7 | Waste oils | 8 | 4 | -50.7 | 0.0 | 0.0 |
| 776 | Thermionic, cold cathode or photo-cathode valves and tubes (e.g., vacuum or vapour or gas-filled valves and tubes, mercury arc rectifying valves and tubes, cathode-ray tubes, television camera tubes); diodes, transistors and similar semiconductor devices; photosensitive semiconductor devices; light-emitting diodes; mounted piezoelectric crystals; electronic integrated circuits and microassemblies; parts thereof | 27,964 | 26,429 | -5.5 | 10.1 | 9.5 |
| 776.11 | Television picture tubes, cathode-ray, colour | 15 | 7 | -52.8 | 0.0 | 0.0 |
| 776.12 | Television picture tubes, cathode-ray, black and white or other monochrome | 0 | 0 | -99.2 | 0.0 | 0.0 |
| 776.21 | Television camera tubes; image converters and intensifiers; other photocathode tubes | 0 | 0 | 83.3 | 0.0 | 0.0 |

| Code and label, SITC rev. 4, 3- to 5-digit level | | 2013 | 2014 | 2013/2014 | 2013 | 2014 |
|--|---|----------------------|--------------|-----------------|------------|------------|
| | | Value in USD Million | | Growth Rate (%) | Percentage | Share (%) |
| 776.23 | Other cathode-ray tubes | 0 | 1 | 18.8 | 0.0 | 0.0 |
| 776.25 | Microwave tubes (excluding grid-controlled tubes) | 3 | 3 | 4.7 | 0.0 | 0.0 |
| 776.27 | Other valves and tubes | 3 | 2 | -29.6 | 0.0 | 0.0 |
| 776.29 | Parts of the tubes and valves of subgroups 776.1 and 776.2 | 3 | 1 | -68.0 | 0.0 | 0.0 |
| 776.31 | Diodes, other than photosensitive or light-emitting diodes | 536 | 356 | -33.5 | 0.2 | 0.1 |
| 776.32 | Transistors (excluding photosensitive transistors) with a dissipation rate of less than one watt | 69 | 63 | -9.9 | 0.0 | 0.0 |
| 776.33 | Transistors (excluding photosensitive transistors) with a dissipation rate of one watt or more | 1,295 | 1,256 | -3.0 | 0.5 | 0.5 |
| 776.35 | Thyristors, diacs and triacs (excluding photosensitive devices) | 10 | 9 | -6.2 | 0.0 | 0.0 |
| 776.37 | Photosensitive semiconductor devices; light-emitting diodes | 657 | 611 | -7.1 | 0.2 | 0.2 |
| 776.39 | Other semiconductor devices | 238 | 314 | 32.2 | 0.1 | 0.1 |
| 776.42 | Processors and controllers, whether or not combined with memories, converters, logic circuits, amplifiers, clock and timing circuits, or other circuits | 5,336 | 4,735 | -11.3 | 1.9 | 1.7 |
| 776.44 | Memories | 1,059 | 1,639 | 54.7 | 0.4 | 0.6 |
| 776.46 | Amplifiers | 134 | 188 | 39.9 | 0.0 | 0.1 |
| 776.49 | Other | 13,908 | 12,859 | -7.5 | 5.0 | 4.6 |
| 776.81 | Piezoelectric crystals, mounted | 181 | 176 | -2.3 | 0.1 | 0.1 |
| 776.88 | Parts of the devices of subgroup 776.3 and of the mounted piezoelectric crystals of heading 776.81 | 498 | 529 | 6.4 | 0.2 | 0.2 |
| 776.89 | Parts of the articles of subgroup 776.4 | 4,017 | 3,680 | -8.4 | 1.4 | 1.3 |
| 333 | Petroleum oils and oils obtained from bituminous minerals, crude | 9,564 | 9,998 | 4.5 | 3.4 | 3.6 |
| 333.0 | Natural gas, liquefied | 9,564 | 9,998 | 4.5 | 3.4 | 3.6 |
| 343 | Natural gas, whether or not liquefied | 10,301 | 9,435 | -8.4 | 3.7 | 3.4 |
| 343.10 | Natural gas, liquefied | 317 | 251 | -20.9 | 0.1 | 0.1 |
| 343.20 | Natural gas, in the gaseous state | 9,984 | 9,185 | -8.0 | 3.6 | 3.3 |
| 764 | Telecommunications equipment, n.e.s., and parts, n.e.s., and accessories of apparatus falling within division 76 | 7,297 | 8,599 | 17.9 | 2.6 | 3.1 |
| 764.11 | Telephone sets, including telephones for cellular networks or for other wireless networks | 4,100 | 4,416 | 7.7 | 1.5 | 1.6 |
| 764.12 | Other apparatus for transmission or reception of voice, images or other data, including apparatus for communication in a wired or wireless network (such as a local or wide area network) | 807 | 1,008 | 25.0 | 0.3 | 0.4 |
| 764.18 | Parts | 320 | 482 | 50.5 | 0.1 | 0.2 |
| 764.21 | Microphones and stands therefor | 42 | 42 | 0.6 | 0.0 | 0.0 |
| 764.22 | Loudspeakers, mounted in their enclosures | 50 | 32 | -35.7 | 0.0 | 0.0 |
| 764.23 | Loudspeakers, not mounted in their enclosures | 147 | 197 | 34.6 | 0.1 | 0.1 |
| 764.24 | Headphones, earphones and combined microphone/speaker sets | 22 | 32 | 47.4 | 0.0 | 0.0 |
| 764.25 | Audio- frequency electric amplifiers | 27 | 27 | 0.3 | 0.0 | 0.0 |
| 764.26 | Electric sound amplifier sets | 14 | 14 | 0.6 | 0.0 | 0.0 |
| 764.31 | Transmission apparatus | 65 | 83 | 28.9 | 0.0 | 0.0 |
| 764.32 | Transmission apparatus incorporating reception apparatus | 26 | 36 | 41.7 | 0.0 | 0.0 |
| 764.83 | Radar apparatus, radio navigational aid apparatus and radio remote control apparatus | 83 | 84 | 1.4 | 0.0 | 0.0 |
| 764.84 | Television cameras, digital cameras and video camera recorders | 393 | 393 | 0.1 | 0.1 | 0.1 |
| 764.92 | Parts and accessories suitable for use solely or principally with the apparatus and equipment of subgroup 764.2 | 140 | 147 | 4.8 | 0.1 | 0.1 |
| 764.93 | Parts and accessories suitable for use solely or principally with the apparatus and equipment of groups 761 and 762 and subgroups 764.3 and 764.8 | 828 | 1,372 | 65.7 | 0.3 | 0.5 |
| 764.99 | Parts and accessories suitable for use solely or principally with the apparatus falling within group 763 | 233 | 230 | -1.1 | 0.1 | 0.1 |

TABLE 3G.1
ASEAN MAIN EXPORTS PARTNERS FOR EACH TOP 5 SITC PRODUCT GROUPS
(Products and partners sorted on the basis of extra-ASEAN exports values)

| Partners | 2013 | 2014 | 2013/2014 | 2013 | 2014 |
|--|----------------------|---------|-----------------|--------------------------|-------|
| | Value in USD Million | | Growth Rate (%) | Share to Extra-ASEAN (%) | |
| SITC product group 776: Thermionic, cold cathode or photo-cathode valves and tubes (e.g., vacuum or vapour or gas-filled valves and tubes, mercury arc rectifying valves and tubes, cathode-ray tubes, television camera tubes); diodes, transistors and similar semiconductor devices; photosensitive semiconductor devices; light-emitting diodes; mounted piezoelectric crystals; electronic integrated circuits and microassemblies; parts thereof | | | | | |
| Extra-ASEAN | 117,516 | 125,619 | 6.9 | 100.0 | 100.0 |
| Hong Kong | 33,201 | 38,096 | 14.7 | 28.3 | 30.3 |
| China (People's Republic of) | 29,271 | 30,970 | 5.8 | 24.9 | 24.7 |
| Taiwan | 10,549 | 12,304 | 16.6 | 9.0 | 9.8 |
| EU-28 | 11,687 | 12,269 | 5.0 | 9.9 | 9.8 |
| Japan | 10,053 | 10,157 | 1.0 | 8.6 | 8.1 |
| United states | 9,207 | 9,407 | 2.2 | 7.8 | 7.5 |
| Korea, Republic of | 8,954 | 8,755 | -2.2 | 7.6 | 7.0 |
| India | 1,463 | 1,047 | -28.5 | 1.2 | 0.8 |
| Brazil | 395 | 572 | 44.9 | 0.3 | 0.5 |
| Mexico | 603 | 565 | -6.3 | 0.5 | 0.4 |
| Total for all 10 | 115,383 | 124,141 | 7.6 | 98.2 | 98.8 |
| SITC product group 764: Telecommunications equipment, n.e.s., and parts, n.e.s., and accessories of apparatus falling within division 76 | | | | | |
| Extra-ASEAN | 40,921 | 44,006 | 7.5 | 100.0 | 100.0 |
| EU-28 | 11,861 | 12,143 | 2.4 | 29.0 | 27.6 |
| United states | 6,855 | 8,498 | 24.0 | 16.8 | 19.3 |
| United Arab Emirates | 4,033 | 4,511 | 11.9 | 9.9 | 10.3 |
| Hong Kong | 3,266 | 3,018 | -7.6 | 8.0 | 6.9 |
| China (People's Republic of) | 2,747 | 2,871 | 4.5 | 6.7 | 6.5 |
| Japan | 2,087 | 2,011 | -3.6 | 5.1 | 4.6 |
| India | 1,874 | 1,765 | -5.8 | 4.6 | 4.0 |
| Korea, Republic of | 987 | 1,174 | 19.0 | 2.4 | 2.7 |
| Italy | 1,056 | 1,165 | 10.3 | 2.6 | 2.6 |
| Australia | 991 | 1,043 | 5.3 | 2.4 | 2.4 |
| Total for all 10 | 35,756 | 38,200 | 6.8 | 87.4 | 86.8 |
| SITC product group 343: Natural gas, whether or not liquefied | | | | | |
| Extra-ASEAN | 37,058 | 37,293 | 0.6 | 100.0 | 100.0 |
| Japan | 23,353 | 21,477 | -8.0 | 63.0 | 57.6 |
| Korea, Republic of | 7,879 | 7,484 | -5.0 | 21.3 | 20.1 |
| Taiwan | 4,224 | 4,845 | 14.7 | 11.4 | 13.0 |
| China (People's Republic of) | 1,550 | 3,022 | 95.0 | 4.2 | 8.1 |
| Total for all 5 | 37,006 | 36,828 | -0.5 | 99.9 | 98.8 |
| SITC product group 334: Petroleum oils and oils obtained from bituminous minerals (other than crude); preparations, n.e.s., containing by weight 70% or more of petroleum oils or of oils obtained from bituminous minerals, these oils being the basic constituents of the preparations; waste oils | | | | | |
| Extra-ASEAN | 43,366 | 36,959 | -14.8 | 100.0 | 100.0 |
| Australia | 8,503 | 8,503 | 0.0 | 19.6 | 23.0 |
| China (People's Republic of) | 8,677 | 5,805 | -33.1 | 20.0 | 15.7 |
| Hong Kong | 5,644 | 3,273 | -42.0 | 13.0 | 8.9 |
| Korea, Republic of | 2,323 | 2,623 | 12.9 | 5.4 | 7.1 |
| Bangladesh | 1,764 | 1,858 | 5.3 | 4.1 | 5.0 |
| Total for all 5 | 26,911 | 22,061 | -18.0 | 62.1 | 59.7 |

| Partners | 2013 | 2014 | 2013/2014 | 2013 | 2014 |
|---|----------------------|--------|-----------------|--------------------------|-------|
| | Value in USD Million | | Growth Rate (%) | Share to Extra-ASEAN (%) | |
| SITC product group 999: Commodities and transactions not classified elsewhere in the SITC | | | | | |
| Extra-ASEAN | 35,439 | 33,681 | -5.0 | 100.0 | 100.0 |
| Australia | 8,503 | 8,503 | 0.0 | 24.0 | 25.2 |
| China (People's Republic of) | 8,677 | 5,805 | -33.1 | 24.5 | 17.2 |
| Hong Kong | 5,644 | 3,273 | -42.0 | 15.9 | 9.7 |
| Korea, Republic of | 2,323 | 2,623 | 12.9 | 6.6 | 7.8 |
| Bangladesh | 1,764 | 1,858 | 5.3 | 5.0 | 5.5 |
| Sri Lanka | 1,475 | 1,197 | -18.9 | 4.2 | 3.6 |
| Taiwan | 732 | 1,120 | 52.9 | 2.1 | 3.3 |
| South Africa | 1,281 | 1,104 | -13.8 | 3.6 | 3.3 |
| New Zealand | 834 | 947 | 13.5 | 2.4 | 2.8 |
| EU-28 | 1,127 | 930 | -17.5 | 3.2 | 2.8 |
| Total for all 10 | 32,360 | 27,358 | -15.5 | 91.3 | 81.2 |

TABLE 3G.2
ASEAN MAIN IMPORTS PARTNERS FOR EACH TOP 5 SITC PRODUCTS GROUPS
(Products and partners sorted on the basis of extra-ASEAN imports values)

| Partners | 2013 | 2014 | 2013/2014 | 2013 | 2014 |
|--|----------------------|---------|-----------------|--------------------------|-------|
| | Value in USD Million | | Growth Rate (%) | Share to Extra-ASEAN (%) | |
| SITC product group 776: Thermionic, cold cathode or photo-cathode valves and tubes (e.g., vacuum or vapour or gas-filled valves and tubes, mercury arc rectifying valves and tubes, cathode-ray tubes, television camera tubes); diodes, transistors and similar semiconductor devices; photosensitive semiconductor devices; light-emitting diodes; mounted piezoelectric crystals; electronic integrated circuits and microassemblies; parts thereof | | | | | |
| Extra-ASEAN | 101,125 | 102,621 | 1.5 | 100.0 | 100.0 |
| Taiwan | 28,768 | 31,354 | 9.0 | 28.4 | 30.6 |
| Korea, Republic of | 18,394 | 16,331 | -11.2 | 18.2 | 15.9 |
| China (People's Republic of) | 16,000 | 16,215 | 1.3 | 15.8 | 15.8 |
| United states | 12,538 | 12,531 | -0.1 | 12.4 | 12.2 |
| Japan | 9,556 | 9,522 | -0.4 | 9.4 | 9.3 |
| EU-28 | 10,355 | 8,953 | -13.5 | 10.2 | 8.7 |
| Costa Rica | 2,105 | 3,802 | 80.7 | 2.1 | 3.7 |
| Invalid country code | 0 | 1,322 | 0 | 0.0 | 1.3 |
| Hong Kong | 817 | 1,151 | 40.9 | 0.8 | 1.1 |
| Italy | 790 | 717 | -9.3 | 0.8 | 0.7 |
| Total for all 10 | 99,322 | 101,897 | 2.6 | 98.2 | 99.3 |
| SITC product group 334: Petroleum oils and oils obtained from bituminous minerals (other than crude); preparations, n.e.s., containing by weight 70% or more of petroleum oils or of oils obtained from bituminous minerals, these oils being the basic constituents of the preparations; waste oils | | | | | |
| Extra-ASEAN | 84,297 | 87,592 | 3.9 | 100.0 | 100.0 |
| Korea, Republic of | 14,105 | 16,835 | 19.4 | 16.7 | 19.2 |
| China (People's Republic of) | 6,788 | 7,589 | 11.8 | 8.1 | 8.7 |
| Taiwan | 8,528 | 7,250 | -15.0 | 10.1 | 8.3 |
| India | 7,480 | 7,001 | -6.4 | 8.9 | 8.0 |
| Russian Federation | 4,221 | 6,804 | 61.2 | 5.0 | 7.8 |
| United Arab Emirates | 6,047 | 6,586 | 8.9 | 7.2 | 7.5 |
| EU-28 | 6,089 | 5,464 | -10.3 | 7.2 | 6.2 |
| Saudi Arabia | 4,832 | 5,380 | 11.4 | 5.7 | 6.1 |
| Kuwait | 2,750 | 4,395 | 59.8 | 3.3 | 5.0 |
| Venezuela | 5,584 | 4,212 | -24.6 | 6.6 | 4.8 |
| Total for all 10 | 66,423 | 71,517 | 7.7 | 78.8 | 81.6 |

| Partners | 2013 | 2014 | 2013/2014 | 2013 | 2014 |
|---|----------------------|--------|-----------------|--------------------------|-------|
| | Value in USD Million | | Growth Rate (%) | Share to Extra-ASEAN (%) | |
| SITC product group 333: Petroleum oils and oils obtained from bituminous minerals, crude | | | | | |
| Extra-ASEAN | 84,297 | 87,592 | 3.9 | 100.0 | 100.0 |
| United Arab Emirates | 29,184 | 22,771 | -22.0 | 34.6 | 26.0 |
| Saudi Arabia | 20,680 | 21,938 | 6.1 | 24.5 | 25.0 |
| Qatar | 9,749 | 9,500 | -2.5 | 11.6 | 10.8 |
| Russian Federation | 5,459 | 5,785 | 6.0 | 6.5 | 6.6 |
| Nigeria | 3,253 | 4,017 | 23.5 | 3.9 | 4.6 |
| Azerbaijan | 3,773 | 3,925 | 4.0 | 4.5 | 4.5 |
| Australia | 2,123 | 3,601 | 69.6 | 2.5 | 4.1 |
| Kuwait | 3,409 | 2,673 | -21.6 | 4.0 | 3.1 |
| Iraq | 2,948 | 2,433 | -17.5 | 3.5 | 2.8 |
| Oman | 3,584 | 2,006 | -44.0 | 4.3 | 2.3 |
| Total for all 10 | 84,163 | 78,649 | -6.6 | 99.8 | 89.8 |
| SITC product group 764: Telecommunications equipment, n.e.s., and parts, n.e.s., and accessories of apparatus falling within division 76 | | | | | |
| Extra-ASEAN | 38,789 | 37,617 | -3.0 | 100.0 | 100.0 |
| China (People's Republic of) | 24,483 | 25,999 | 6.2 | 63.1 | 69.1 |
| Korea, Republic of | 3,732 | 3,272 | -12.3 | 9.6 | 8.7 |
| EU-28 | 2,133 | 1,933 | -9.4 | 5.5 | 5.1 |
| Japan | 1,822 | 1,689 | -7.3 | 4.7 | 4.5 |
| United states | 1,621 | 1,500 | -7.5 | 4.2 | 4.0 |
| Taiwan | 1,855 | 1,204 | -35.1 | 4.8 | 3.2 |
| Hong Kong | 1,159 | 1,075 | -7.2 | 3.0 | 2.9 |
| Mexico | 900 | 359 | -60.2 | 2.3 | 1.0 |
| India | 494 | 163 | -67.0 | 1.3 | 0.4 |
| Canada | 135 | 102 | -24.2 | 0.3 | 0.3 |
| Total for all 10 | 38,335 | 37,297 | -2.7 | 98.8 | 99.1 |
| SITC product group 772: Electrical apparatus for switching or protecting electrical circuits or for making connections to or in electrical circuits (e.g., switches, relays, fuses, lightning arresters, voltage limiters, surge suppressors, plugs and sockets, lamp-holders and junction boxes); electrical resistors (including rheostats and potentiometers), other than heating resistors; printed circuits; boards, panels (including numerical control panels), consoles, desks, cabinets and other bases, equipped with two or more apparatus for switching, protecting or for making connections to or in electrical circuits, for electric control or the distribution of electricity (excluding switching apparatus of subgroup 764.1) | | | | | |
| Extra-ASEAN | 18,179 | 17,929 | -1.4 | 100.0 | 100.0 |
| China (People's Republic of) | 5,637 | 5,980 | 6.1 | 31.0 | 33.4 |
| Japan | 3,852 | 3,407 | -11.5 | 21.2 | 19.0 |
| EU-28 | 2,525 | 2,343 | -7.2 | 13.9 | 13.1 |
| Korea, Republic of | 2,093 | 2,066 | -1.3 | 11.5 | 11.5 |
| United states | 1,688 | 1,593 | -5.6 | 9.3 | 8.9 |
| Taiwan | 1,011 | 1,120 | 10.7 | 5.6 | 6.2 |
| Hong Kong | 646 | 572 | -11.4 | 3.6 | 3.2 |
| Italy | 230 | 207 | -9.6 | 1.3 | 1.2 |
| India | 158 | 200 | 26.5 | 0.9 | 1.1 |
| Switzerland | 139 | 166 | 19.8 | 0.8 | 0.9 |
| Total for all 10 | 17,978 | 17,655 | -1.8 | 98.9 | 98.5 |

4

ASEAN Trade by Products (HS Classification)

Contents

| | |
|--|-----|
| 4A ASEAN Trade at HS 2-digit level | 95 |
| 4B Top 50 HS 6-digit level products of the ASEAN Trade Top 5 HS 2-digit level product groups | 108 |
| 4C Extra-ASEAN Trade at HS 2-digit level | 132 |
| 4D Top 50 HS 6-digit level products of the Extra-ASEAN Trade Top 5 HS 2-digit level product groups | 140 |
| 4E Intra-ASEAN Trade at HS 2-digit level | 151 |
| 4F Top 50 HS 6-digit level products of the Intra-ASEAN Trade Top 5 HS 2-digit level product groups | 156 |
| 4G ASEAN main partners for each of the top 5 HS products headings | 168 |




TABLE 4A.1
ASEAN EXPORTS AT HS 2-DIGIT LEVEL
(Products sorted on the basis of 2014 exports values)

| Code and label, HS 2-digit level | | 2013 | 2014 | 2013/2014 | 2013 | 2014 |
|-----------------------------------|---|----------------------|-----------|-----------------|----------------------|-------|
| | | Value in USD Million | | Growth Rate (%) | Percentage Share (%) | |
| TOTAL ASEAN EXPORTS (Intra+Extra) | | 1,271,128 | 1,292,400 | 1.7 | 100.0 | 100.0 |
| 85 | Electrical machinery and equipment and parts thereof; sound recorders and reproducers, television image and sound recorders and reproducers, and parts and accessories of such articles | 277,355 | 290,537 | 4.8 | 21.8 | 22.5 |
| 27 | Mineral fuels, mineral oils and products of their distillation; bituminous substances; mineral waxes | 220,166 | 207,331 | -5.8 | 17.3 | 16.0 |
| 84 | Nuclear reactors, boilers, machinery and mechanical appliances; parts thereof | 138,495 | 139,844 | 1.0 | 10.9 | 10.8 |
| 39 | Plastics and articles thereof | 39,567 | 43,377 | 9.6 | 3.1 | 3.4 |
| 87 | Vehicles other than railway or tramway rolling stock, and parts and accessories thereof | 40,412 | 41,009 | 1.5 | 3.2 | 3.2 |
| 15 | Animal or vegetable fats and oils and their cleavage products; prepared edible fats; animal or vegetable waxes | 37,696 | 39,573 | 5.0 | 3.0 | 3.1 |
| 90 | Optical, photographic, cinematographic, measuring, checking, precision, medical or surgical instruments and apparatus; parts and accessories thereof | 31,650 | 34,122 | 7.8 | 2.5 | 2.6 |
| 29 | Organic chemicals | 32,702 | 33,411 | 2.2 | 2.6 | 2.6 |
| 40 | Rubber and articles thereof | 39,913 | 32,975 | -17.4 | 3.1 | 2.6 |
| 71 | Natural or cultured pearls, precious or semi-precious stones, precious metals, metals clad with precious metal, and articles thereof; imitation jewellery; coin | 26,109 | 28,028 | 7.3 | 2.1 | 2.2 |
| 61 | Articles of apparel and clothing accessories, knitted or crocheted | 20,230 | 22,376 | 10.6 | 1.6 | 1.7 |
| 62 | Articles of apparel and clothing accessories, not knitted or crocheted | 16,726 | 18,445 | 10.3 | 1.3 | 1.4 |
| 64 | Footwear, gaiters and the like; parts of such articles | 14,212 | 17,333 | 22.0 | 1.1 | 1.3 |
| 44 | Wood and articles of wood; wood charcoal | 16,395 | 16,671 | 1.7 | 1.3 | 1.3 |
| 73 | Articles of iron or steel | 15,218 | 15,512 | 1.9 | 1.2 | 1.2 |
| 38 | Miscellaneous chemical products | 13,903 | 14,687 | 5.6 | 1.1 | 1.1 |
| 03 | Fish and crustaceans, molluscs and other aquatic invertebrates | 12,070 | 12,802 | 6.1 | 0.9 | 1.0 |
| 94 | Furniture; bedding, mattresses, mattress supports, cushions and similar stuffed furnishings; lamps and lighting fittings, not elsewhere specified or included; illuminated signs, illuminated name-plates and the like; prefabricated buildings | 12,185 | 12,003 | -1.5 | 1.0 | 0.9 |
| 16 | Preparations of meat, of fish or of crustaceans, molluscs or other aquatic invertebrates | 10,692 | 10,414 | -2.6 | 0.8 | 0.8 |
| 49 | Printed books, newspapers, pictures and other products of the printing industry; manuscripts, typescripts and plans | 7,204 | 10,038 | 39.3 | 0.6 | 0.8 |
| 10 | Cereals | 8,448 | 9,808 | 16.1 | 0.7 | 0.8 |
| 72 | Iron and steel | 8,378 | 8,879 | 6.0 | 0.7 | 0.7 |
| 30 | Pharmaceutical products | 8,071 | 8,525 | 5.6 | 0.6 | 0.7 |
| 48 | Paper and paperboard; articles of paper pulp, of paper or of paperboard | 8,182 | 8,355 | 2.1 | 0.6 | 0.6 |
| 88 | Aircraft, spacecraft, and parts thereof | 9,129 | 8,053 | -11.8 | 0.7 | 0.6 |
| 74 | Copper and articles thereof | 9,636 | 7,951 | -17.5 | 0.8 | 0.6 |
| 33 | Essential oils and resinoids; perfumery, cosmetic or toilet preparations | 7,909 | 7,923 | 0.2 | 0.6 | 0.6 |
| 09 | Coffee, tea, maté and spices | 5,974 | 6,977 | 16.8 | 0.5 | 0.5 |
| 08 | Edible fruit and nuts; peel of citrus fruits or melons | 5,675 | 6,728 | 18.5 | 0.4 | 0.5 |
| 89 | Ships, boats and floating structures | 6,563 | 6,676 | 1.7 | 0.5 | 0.5 |
| 21 | Miscellaneous edible preparations | 5,544 | 6,676 | 20.4 | 0.4 | 0.5 |
| 26 | Ores, slag and ash | 10,546 | 6,421 | -39.1 | 0.8 | 0.5 |
| 76 | Aluminium and articles thereof | 5,382 | 5,922 | 10.0 | 0.4 | 0.5 |
| 22 | Beverages, spirits and vinegar | 5,428 | 5,689 | 4.8 | 0.4 | 0.4 |
| 19 | Preparations of cereals, flour, starch or milk; pastrycooks' products | 5,181 | 5,640 | 8.8 | 0.4 | 0.4 |
| 55 | Man-made staple fibres | 4,818 | 4,646 | -3.6 | 0.4 | 0.4 |
| 42 | Articles of leather; saddlery and harness; travel goods, handbags and similar containers; articles of animal gut (other than silkworm gut) | 3,511 | 4,369 | 24.4 | 0.3 | 0.3 |
| 80 | Tin and articles thereof | 4,298 | 4,125 | -4.0 | 0.3 | 0.3 |

| Code and label, HS 2-digit level | | 2013 | 2014 | 2013/2014 | 2013 | 2014 |
|----------------------------------|---|----------------------|-------|-----------------|------------|-----------|
| | | Value in USD Million | | Growth Rate (%) | Percentage | Share (%) |
| 17 | Sugars and sugar confectionery | 4,650 | 4,071 | -12.4 | 0.4 | 0.3 |
| 34 | Soap, organic surface-active agents, washing preparations, lubricating preparations, artificial waxes, prepared waxes, polishing or scouring preparations, candles and similar articles, modelling pastes, 'dental waxes' and dental preparations with a base | 4,170 | 4,013 | -3.8 | 0.3 | 0.3 |
| 54 | Man-made filaments | 3,666 | 3,829 | 4.4 | 0.3 | 0.3 |
| 23 | Residues and waste from the food industries; prepared animal fodder | 3,573 | 3,711 | 3.8 | 0.3 | 0.3 |
| 07 | Edible vegetables and certain roots and tubers | 3,448 | 3,695 | 7.1 | 0.3 | 0.3 |
| 18 | Cocoa and cocoa preparations | 3,103 | 3,660 | 18.0 | 0.2 | 0.3 |
| 20 | Preparations of vegetables, fruit, nuts or other parts of plants | 3,252 | 3,498 | 7.6 | 0.3 | 0.3 |
| 52 | Cotton | 3,239 | 3,442 | 6.3 | 0.3 | 0.3 |
| 28 | Inorganic chemicals; organic or inorganic compounds of precious metals, of rare-earth metals, of radioactive elements or of isotopes | 2,951 | 3,301 | 11.9 | 0.2 | 0.3 |
| 24 | Tobacco and manufactured tobacco substitutes | 2,983 | 3,287 | 10.2 | 0.2 | 0.3 |
| 95 | Toys, games and sports requisites; parts and accessories thereof | 3,070 | 3,219 | 4.8 | 0.2 | 0.2 |
| 32 | Tanning or dyeing extracts; tannins and their derivatives; dyes, pigments and other colouring matter; paints and varnishes; putty and other mastics; inks | 3,435 | 3,186 | -7.3 | 0.3 | 0.2 |
| 70 | Glass and glassware | 2,763 | 2,974 | 7.6 | 0.2 | 0.2 |
| 75 | Nickel and articles thereof | 1,836 | 2,864 | 56.0 | 0.1 | 0.2 |
| 91 | Clocks and watches and parts thereof | 2,674 | 2,842 | 6.3 | 0.2 | 0.2 |
| 25 | Salt; sulphur; earths and stone; plastering materials, lime and cement | 2,494 | 2,782 | 11.5 | 0.2 | 0.2 |
| 83 | Miscellaneous articles of base metal | 2,399 | 2,549 | 6.3 | 0.2 | 0.2 |
| 11 | Products of the milling industry; malt; starches; inulin; wheat gluten | 2,371 | 2,514 | 6.0 | 0.2 | 0.2 |
| 47 | Pulp of wood or of other fibrous cellulosic material; recovered (waste and scrap) paper or paperboard | 2,528 | 2,487 | -1.6 | 0.2 | 0.2 |
| 63 | Other made-up textile articles; sets; worn clothing and worn textile articles; rags | 2,256 | 2,412 | 6.9 | 0.2 | 0.2 |
| 96 | Miscellaneous manufactured articles | 2,209 | 2,291 | 3.7 | 0.2 | 0.2 |
| 82 | Tools, implements, cutlery, spoons and forks, of base metal; parts thereof of base metal | 2,527 | 2,222 | -12.1 | 0.2 | 0.2 |
| 69 | Ceramic products | 1,982 | 2,114 | 6.6 | 0.2 | 0.2 |
| 68 | Articles of stone, plaster, cement, asbestos, mica or similar materials | 1,600 | 1,845 | 15.3 | 0.1 | 0.1 |
| 04 | Dairy produce; birds' eggs; natural honey; edible products of animal origin, not elsewhere specified or included | 1,648 | 1,754 | 6.4 | 0.1 | 0.1 |
| 31 | Fertilisers | 1,976 | 1,678 | -15.1 | 0.2 | 0.1 |
| 35 | Albuminoidal substances; modified starches; glues; enzymes | 1,358 | 1,413 | 4.1 | 0.1 | 0.1 |
| 41 | Raw hides and skins (other than furskins) and leather | 1,157 | 1,264 | 9.3 | 0.1 | 0.1 |
| 56 | Wadding, felt and nonwovens; special yarns; twine, cordage, ropes and cables and articles thereof | 1,089 | 1,250 | 14.9 | 0.1 | 0.1 |
| 12 | Oil seeds and oleaginous fruits; miscellaneous grains, seeds and fruit; industrial or medicinal plants; straw and fodder | 1,209 | 1,093 | -9.6 | 0.1 | 0.1 |
| 59 | Impregnated, coated, covered or laminated textile fabrics; textile articles of a kind suitable for industrial use | 918 | 1,000 | 9.0 | 0.1 | 0.1 |
| 02 | Meat and edible meat offal | 659 | 968 | 47.0 | 0.1 | 0.1 |
| 60 | Knitted or crocheted fabrics | 909 | 951 | 4.6 | 0.1 | 0.1 |
| 92 | Musical instruments; parts and accessories of such articles | 671 | 690 | 2.9 | 0.1 | 0.1 |
| 58 | Special woven fabrics; tufted textile fabrics; lace; tapestries; trimmings; embroidery | 497 | 569 | 14.3 | 0.0 | 0.0 |
| 67 | Prepared feathers and down and articles made of feathers or of down; artificial flowers; articles of human hair | 431 | 480 | 11.3 | 0.0 | 0.0 |
| 37 | Photographic or cinematographic goods | 375 | 461 | 23.0 | 0.0 | 0.0 |
| 01 | Live animals | 434 | 460 | 6.1 | 0.0 | 0.0 |
| 65 | Headgear and parts thereof | 388 | 446 | 14.9 | 0.0 | 0.0 |
| 97 | Works of art, collectors' pieces and antiques | 260 | 417 | 60.7 | 0.0 | 0.0 |
| 13 | Lac; gums, resins and other vegetable saps and extracts | 393 | 390 | -0.7 | 0.0 | 0.0 |
| 78 | Lead and articles thereof | 510 | 365 | -28.3 | 0.0 | 0.0 |
| 06 | Live trees and other plants; bulbs, roots and the like; cut flowers and ornamental foliage | 361 | 357 | -1.1 | 0.0 | 0.0 |

| Code and label, HS 2-digit level | | 2013 | 2014 | 2013/2014 | 2013 | 2014 |
|----------------------------------|---|----------------------|--------|-----------------|------------|-----------|
| | | Value in USD Million | | Growth Rate (%) | Percentage | Share (%) |
| 46 | Manufactures of straw, of esparto or of other plaiting materials; basketware and wickerwork | 325 | 346 | 6.4 | 0.0 | 0.0 |
| 86 | Railway or tramway locomotives, rolling stock and parts thereof; railway or tramway track fixtures and fittings and parts thereof; mechanical (including electromechanical) traffic signalling equipment of all kinds | 257 | 340 | 32.2 | 0.0 | 0.0 |
| 81 | Other base metals; cermets; articles thereof | 308 | 333 | 8.2 | 0.0 | 0.0 |
| 57 | Carpets and other textile floor coverings | 331 | 318 | -4.0 | 0.0 | 0.0 |
| 79 | Zinc and articles thereof | 349 | 295 | -15.5 | 0.0 | 0.0 |
| 14 | Vegetable plaiting materials; vegetable products not elsewhere specified or included | 160 | 182 | 13.6 | 0.0 | 0.0 |
| 51 | Wool, fine or coarse animal hair; horsehair yarn and woven fabric | 129 | 168 | 30.3 | 0.0 | 0.0 |
| 05 | Products of animal origin, not elsewhere specified or included | 132 | 140 | 6.3 | 0.0 | 0.0 |
| 53 | Other vegetable textile fibres; paper yarn and woven fabrics of paper yarn | 93 | 128 | 37.6 | 0.0 | 0.0 |
| 36 | Explosives; pyrotechnic products; matches; pyrophoric alloys; certain combustible preparations | 129 | 102 | -21.3 | 0.0 | 0.0 |
| 50 | Silk | 85 | 92 | 8.2 | 0.0 | 0.0 |
| 43 | Furskins and artificial fur; manufactures thereof | 31 | 82 | 163.6 | 0.0 | 0.0 |
| 93 | Arms and ammunition; parts and accessories thereof | 61 | 63 | 3.7 | 0.0 | 0.0 |
| 66 | Umbrellas, sun umbrellas, walking sticks, seat-sticks, whips, riding-crops and parts thereof | 25 | 30 | 19.1 | 0.0 | 0.0 |
| 45 | Cork and articles of cork | 2 | 2 | 9.6 | 0.0 | 0.0 |
| 99 | Other products | 38,717 | 37,114 | -4.1 | 3.0 | 2.9 |

TABLE 4A.2
ASEAN IMPORTS AT HS 2-DIGIT LEVEL
(Products sorted on the basis of 2014 imports values)

| Code and label, HS 2-digit level | | 2013 | 2014 | 2013/2014 | 2013 | 2014 |
|-----------------------------------|---|----------------------|-----------|-----------------|------------|-----------|
| | | Value in USD Million | | Growth Rate (%) | Percentage | Share (%) |
| TOTAL ASEAN IMPORTS (Intra+Extra) | | 1,240,388 | 1,236,216 | -0.3 | 100.0 | 100.0 |
| 27 | Mineral fuels, mineral oils and products of their distillation; bituminous substances; mineral waxes | 273,822 | 268,415 | -2.0 | 22.1 | 21.7 |
| 85 | Electrical machinery and equipment and parts thereof; sound recorders and reproducers, television image and sound recorders and reproducers, and parts and accessories of such articles | 249,187 | 248,024 | -0.5 | 20.1 | 20.1 |
| 84 | Nuclear reactors, boilers, machinery and mechanical appliances; parts thereof | 155,920 | 153,964 | -1.3 | 12.6 | 12.5 |
| 39 | Plastics and articles thereof | 40,584 | 43,922 | 8.2 | 3.3 | 3.6 |
| 72 | Iron and steel | 43,511 | 42,538 | -2.2 | 3.5 | 3.4 |
| 87 | Vehicles other than railway or tramway rolling stock, and parts and accessories thereof | 40,454 | 37,217 | -8.0 | 3.3 | 3.0 |
| 90 | Optical, photographic, cinematographic, measuring, checking, precision, medical or surgical instruments and apparatus; parts and accessories thereof | 27,652 | 27,915 | 1.0 | 2.2 | 2.3 |
| 29 | Organic chemicals | 26,452 | 27,139 | 2.6 | 2.1 | 2.2 |
| 71 | Natural or cultured pearls, precious or semi-precious stones, precious metals, metals clad with precious metal, and articles thereof; imitation jewellery; coin | 33,369 | 25,653 | -23.1 | 2.7 | 2.1 |
| 73 | Articles of iron or steel | 25,398 | 24,586 | -3.2 | 2.0 | 2.0 |
| 88 | Aircraft, spacecraft, and parts thereof | 21,220 | 17,602 | -17.0 | 1.7 | 1.4 |
| 38 | Miscellaneous chemical products | 14,584 | 15,006 | 2.9 | 1.2 | 1.2 |
| 23 | Residues and waste from the food industries; prepared animal fodder | 11,166 | 12,193 | 9.2 | 0.9 | 1.0 |
| 40 | Rubber and articles thereof | 12,759 | 11,558 | -9.4 | 1.0 | 0.9 |
| 76 | Aluminium and articles thereof | 10,294 | 11,361 | 10.4 | 0.8 | 0.9 |
| 74 | Copper and articles thereof | 13,256 | 11,153 | -15.9 | 1.1 | 0.9 |
| 30 | Pharmaceutical products | 9,915 | 10,524 | 6.1 | 0.8 | 0.9 |
| 10 | Cereals | 9,094 | 10,018 | 10.2 | 0.7 | 0.8 |
| 48 | Paper and paperboard; articles of paper pulp, of paper or of paperboard | 9,525 | 9,980 | 4.8 | 0.8 | 0.8 |

| Code and label, HS 2-digit level | | 2013 | 2014 | 2013/2014 | 2013 | 2014 |
|----------------------------------|---|----------------------|-------|-----------------|------------|-----------|
| | | Value in USD Million | | Growth Rate (%) | Percentage | Share (%) |
| 60 | Knitted or crocheted fabrics | 6,596 | 9,752 | 47.9 | 0.5 | 0.8 |
| 28 | Inorganic chemicals; organic or inorganic compounds of precious metals, of rare-earth metals, of radioactive elements or of isotopes | 8,172 | 8,464 | 3.6 | 0.7 | 0.7 |
| 52 | Cotton | 7,317 | 7,784 | 6.4 | 0.6 | 0.6 |
| 31 | Fertilisers | 8,486 | 7,740 | -8.8 | 0.7 | 0.6 |
| 55 | Man-made staple fibres | 6,171 | 7,631 | 23.7 | 0.5 | 0.6 |
| 33 | Essential oils and resinoids; perfumery, cosmetic or toilet preparations | 7,021 | 7,343 | 4.6 | 0.6 | 0.6 |
| 04 | Dairy produce; birds' eggs; natural honey; edible products of animal origin, not elsewhere specified or included | 6,097 | 6,701 | 9.9 | 0.5 | 0.5 |
| 32 | Tanning or dyeing extracts; tannins and their derivatives; dyes, pigments and other colouring matter; paints and varnishes; putty and other mastics; inks | 5,900 | 6,276 | 6.4 | 0.5 | 0.5 |
| 03 | Fish and crustaceans, molluscs and other aquatic invertebrates | 5,760 | 5,717 | -0.7 | 0.5 | 0.5 |
| 21 | Miscellaneous edible preparations | 4,890 | 5,009 | 2.4 | 0.4 | 0.4 |
| 22 | Beverages, spirits and vinegar | 4,692 | 4,739 | 1.0 | 0.4 | 0.4 |
| 15 | Animal or vegetable fats and oils and their cleavage products; prepared edible fats; animal or vegetable waxes | 4,124 | 4,712 | 14.3 | 0.3 | 0.4 |
| 44 | Wood and articles of wood; wood charcoal | 4,109 | 4,710 | 14.6 | 0.3 | 0.4 |
| 54 | Man-made filaments | 4,205 | 4,670 | 11.1 | 0.3 | 0.4 |
| 12 | Oil seeds and oleaginous fruits; miscellaneous grains, seeds and fruit; industrial or medicinal plants; straw and fodder | 4,488 | 4,664 | 3.9 | 0.4 | 0.4 |
| 94 | Furniture; bedding, mattresses, mattress supports, cushions and similar stuffed furnishings; lamps and lighting fittings, not elsewhere specified or included; illuminated signs, illuminated name-plates and the like; prefabricated buildings | 4,429 | 4,630 | 4.5 | 0.4 | 0.4 |
| 89 | Ships, boats and floating structures | 7,337 | 4,574 | -37.7 | 0.6 | 0.4 |
| 75 | Nickel and articles thereof | 2,768 | 4,540 | 64.0 | 0.2 | 0.4 |
| 25 | Salt; sulphur; earths and stone; plastering materials, lime and cement | 4,061 | 4,427 | 9.0 | 0.3 | 0.4 |
| 82 | Tools, implements, cutlery, spoons and forks, of base metal; parts thereof of base metal | 4,064 | 4,070 | 0.1 | 0.3 | 0.3 |
| 17 | Sugars and sugar confectionery | 4,232 | 3,879 | -8.3 | 0.3 | 0.3 |
| 08 | Edible fruit and nuts; peel of citrus fruits or melons | 3,445 | 3,791 | 10.0 | 0.3 | 0.3 |
| 70 | Glass and glassware | 3,562 | 3,715 | 4.3 | 0.3 | 0.3 |
| 91 | Clocks and watches and parts thereof | 3,531 | 3,703 | 4.9 | 0.3 | 0.3 |
| 02 | Meat and edible meat offal | 2,799 | 3,530 | 26.1 | 0.2 | 0.3 |
| 41 | Raw hides and skins (other than furskins) and leather | 2,671 | 3,490 | 30.7 | 0.2 | 0.3 |
| 34 | Soap, organic surface-active agents, washing preparations, lubricating preparations, artificial waxes, prepared waxes, polishing or scouring preparations, candles and similar articles, modelling pastes, 'dental waxes' and dental preparations with a base | 3,156 | 3,411 | 8.1 | 0.3 | 0.3 |
| 19 | Preparations of cereals, flour, starch or milk; pastrycooks' products | 3,160 | 3,298 | 4.4 | 0.3 | 0.3 |
| 47 | Pulp of wood or of other fibrous cellulosic material; recovered (waste and scrap) paper or paperboard | 3,007 | 3,170 | 5.4 | 0.2 | 0.3 |
| 83 | Miscellaneous articles of base metal | 3,028 | 3,105 | 2.5 | 0.2 | 0.3 |
| 24 | Tobacco and manufactured tobacco substitutes | 2,961 | 3,079 | 4.0 | 0.2 | 0.2 |
| 62 | Articles of apparel and clothing accessories, not knitted or crocheted | 2,899 | 2,914 | 0.5 | 0.2 | 0.2 |
| 96 | Miscellaneous manufactured articles | 2,679 | 2,910 | 8.6 | 0.2 | 0.2 |
| 18 | Cocoa and cocoa preparations | 2,141 | 2,793 | 30.4 | 0.2 | 0.2 |
| 07 | Edible vegetables and certain roots and tubers | 2,836 | 2,788 | -1.7 | 0.2 | 0.2 |
| 61 | Articles of apparel and clothing accessories, knitted or crocheted | 2,848 | 2,701 | -5.2 | 0.2 | 0.2 |
| 64 | Footwear, gaiters and the like; parts of such articles | 2,334 | 2,679 | 14.8 | 0.2 | 0.2 |
| 69 | Ceramic products | 2,427 | 2,676 | 10.3 | 0.2 | 0.2 |
| 59 | Impregnated, coated, covered or laminated textile fabrics; textile articles of a kind suitable for industrial use | 2,465 | 2,656 | 7.7 | 0.2 | 0.2 |
| 42 | Articles of leather; saddlery and harness; travel goods, handbags and similar containers; articles of animal gut (other than silkworm gut) | 2,484 | 2,628 | 5.8 | 0.2 | 0.2 |
| 26 | Ores, slag and ash | 3,099 | 2,353 | -24.1 | 0.2 | 0.2 |
| 68 | Articles of stone, plaster, cement, asbestos, mica or similar materials | 1,994 | 2,245 | 12.6 | 0.2 | 0.2 |

| Code and label, HS 2-digit level | | 2013 | 2014 | 2013/2014 | 2013 | 2014 |
|----------------------------------|---|----------------------|--------|-----------------|------------|-----------|
| | | Value in USD Million | | Growth Rate (%) | Percentage | Share (%) |
| 95 | Toys, games and sports requisites; parts and accessories thereof | 2,042 | 2,077 | 1.7 | 0.2 | 0.2 |
| 35 | Albuminoidal substances; modified starches; glues; enzymes | 1,870 | 2,009 | 7.4 | 0.2 | 0.2 |
| 11 | Products of the milling industry; malt; starches; inulin; wheat gluten | 1,912 | 1,967 | 2.9 | 0.2 | 0.2 |
| 80 | Tin and articles thereof | 1,785 | 1,907 | 6.8 | 0.1 | 0.2 |
| 58 | Special woven fabrics; tufted textile fabrics; lace; tapestries; trimmings; embroidery | 1,576 | 1,884 | 19.5 | 0.1 | 0.2 |
| 56 | Wadding, felt and nonwovens; special yarns; twine, cordage, ropes and cables and articles thereof | 1,556 | 1,729 | 11.1 | 0.1 | 0.1 |
| 49 | Printed books, newspapers, pictures and other products of the printing industry; manuscripts, typescripts and plans | 2,366 | 1,723 | -27.2 | 0.2 | 0.1 |
| 09 | Coffee, tea, maté and spices | 1,404 | 1,624 | 15.6 | 0.1 | 0.1 |
| 01 | Live animals | 877 | 1,452 | 65.5 | 0.1 | 0.1 |
| 79 | Zinc and articles thereof | 998 | 1,336 | 33.8 | 0.1 | 0.1 |
| 20 | Preparations of vegetables, fruit, nuts or other parts of plants | 1,319 | 1,302 | -1.3 | 0.1 | 0.1 |
| 63 | Other made-up textile articles; sets; worn clothing and worn textile articles; rags | 1,135 | 1,196 | 5.4 | 0.1 | 0.1 |
| 78 | Lead and articles thereof | 1,025 | 1,028 | 0.3 | 0.1 | 0.1 |
| 16 | Preparations of meat, of fish or of crustaceans, molluscs or other aquatic invertebrates | 904 | 944 | 4.5 | 0.1 | 0.1 |
| 37 | Photographic or cinematographic goods | 902 | 861 | -4.5 | 0.1 | 0.1 |
| 81 | Other base metals; cermets; articles thereof | 570 | 652 | 14.3 | 0.0 | 0.1 |
| 86 | Railway or tramway locomotives, rolling stock and parts thereof; railway or tramway track fixtures and fittings and parts thereof; mechanical (including electromechanical) traffic signalling equipment of all kinds | 903 | 633 | -29.9 | 0.1 | 0.1 |
| 05 | Products of animal origin, not elsewhere specified or included | 480 | 621 | 29.2 | 0.0 | 0.1 |
| 93 | Arms and ammunition; parts and accessories thereof | 481 | 614 | 27.6 | 0.0 | 0.0 |
| 51 | Wool, fine or coarse animal hair; horsehair yarn and woven fabric | 446 | 553 | 23.9 | 0.0 | 0.0 |
| 13 | Lac; gums, resins and other vegetable saps and extracts | 367 | 362 | -1.3 | 0.0 | 0.0 |
| 92 | Musical instruments; parts and accessories of such articles | 393 | 359 | -8.5 | 0.0 | 0.0 |
| 97 | Works of art, collectors' pieces and antiques | 313 | 345 | 10.1 | 0.0 | 0.0 |
| 57 | Carpets and other textile floor coverings | 262 | 280 | 6.9 | 0.0 | 0.0 |
| 36 | Explosives; pyrotechnic products; matches; pyrophoric alloys; certain combustible preparations | 302 | 266 | -11.7 | 0.0 | 0.0 |
| 43 | Furskins and artificial fur; manufactures thereof | 160 | 220 | 38.1 | 0.0 | 0.0 |
| 06 | Live trees and other plants; bulbs, roots and the like; cut flowers and ornamental foliage | 198 | 192 | -3.2 | 0.0 | 0.0 |
| 67 | Prepared feathers and down and articles made of feathers or of down; artificial flowers; articles of human hair | 121 | 147 | 20.7 | 0.0 | 0.0 |
| 65 | Headgear and parts thereof | 113 | 128 | 13.8 | 0.0 | 0.0 |
| 50 | Silk | 128 | 120 | -6.8 | 0.0 | 0.0 |
| 53 | Other vegetable textile fibres; paper yarn and woven fabrics of paper yarn | 92 | 102 | 11.0 | 0.0 | 0.0 |
| 66 | Umbrellas, sun umbrellas, walking sticks, seat-sticks, whips, riding-crops and parts thereof | 73 | 92 | 26.3 | 0.0 | 0.0 |
| 14 | Vegetable plaiting materials; vegetable products not elsewhere specified or included | 64 | 68 | 5.5 | 0.0 | 0.0 |
| 46 | Manufactures of straw, of esparto or of other plaiting materials; basketware and wickerwork | 23 | 24 | 3.6 | 0.0 | 0.0 |
| 45 | Cork and articles of cork | 11 | 14 | 29.4 | 0.0 | 0.0 |
| 99 | Other products | 10,613 | 12,954 | 22.1 | 0.9 | 1.0 |

TABLE 4A.3
ASEAN EXPORTS AT HS 2-DIGIT LEVEL AND THEIR INTRA- AND EXTRA-ASEAN SHARES
(Products sorted on the basis of 2014 exports values)

| Code and label, HS 2-digit level | | Value in USD Million | | Share to Total Exports (%) | | | |
|----------------------------------|---|-----------------------------|-----------|----------------------------|-------------|-------------|-------------|
| | | 2013 | 2014 | 2013 | | 2014 | |
| | | Total Exports (Intra+Extra) | | Intra-ASEAN | Extra-ASEAN | Intra-ASEAN | Extra-ASEAN |
| ASEAN EXPORTS | | 1,271,128 | 1,292,400 | 26.0 | 74.0 | 25.5 | 74.5 |
| 85 | Electrical machinery and equipment and parts thereof; sound recorders and reproducers, television image and sound recorders and reproducers, and parts and accessories of such articles | 277,355 | 290,537 | 22.3 | 77.7 | 29.8 | 78.9 |
| 27 | Mineral fuels, mineral oils and products of their distillation; bituminous substances; mineral waxes | 220,166 | 207,331 | 39.7 | 60.3 | 29.6 | 58.3 |
| 84 | Nuclear reactors, boilers, machinery and mechanical appliances; parts thereof | 138,495 | 139,844 | 29.0 | 70.9 | 27.2 | 72.8 |
| 39 | Plastics and articles thereof | 39,567 | 43,377 | 33.2 | 68.9 | 33.2 | 80.8 |
| 87 | Vehicles other than railway or tramway rolling stock, and parts and accessories thereof | 40,412 | 41,009 | 12.5 | 86.3 | 32.2 | 70.7 |
| 15 | Animal or vegetable fats and oils and their cleavage products; prepared edible fats; animal or vegetable waxes | 37,696 | 39,573 | 35.2 | 69.9 | 20.4 | 72.5 |
| 90 | Optical, photographic, cinematographic, measuring, checking, precision, medical or surgical instruments and apparatus; parts and accessories thereof | 31,650 | 34,122 | 12.6 | 106.5 | 20.5 | 81.5 |
| 29 | Organic chemicals | 32,702 | 33,411 | 21.1 | 79.2 | 16.7 | 81.2 |
| 40 | Rubber and articles thereof | 39,913 | 32,975 | 19.1 | 62.9 | 13.7 | 76.8 |
| 71 | Natural or cultured pearls, precious or semi-precious stones, precious metals, metals clad with precious metal, and articles thereof; imitation jewellery; coin | 26,109 | 28,028 | 15.5 | 85.4 | 16.1 | 85.3 |
| 61 | Articles of apparel and clothing accessories, knitted or crocheted | 20,230 | 22,376 | 2.9 | 97.4 | 19.6 | 97.1 |
| 62 | Articles of apparel and clothing accessories, not knitted or crocheted | 16,726 | 18,445 | 3.6 | 96.5 | 23.2 | 96.8 |
| 64 | Footwear, gaiters and the like; parts of such articles | 14,212 | 17,333 | 9.7 | 105.7 | 23.7 | 95.5 |
| 44 | Wood and articles of wood; wood charcoal | 16,395 | 16,671 | 35.9 | 56.9 | 23.0 | 91.7 |
| 73 | Articles of iron or steel | 15,218 | 15,512 | 4.6 | 88.8 | 23.0 | 72.4 |
| 38 | Miscellaneous chemical products | 13,903 | 14,687 | 28.7 | 71.3 | 0.0 | 73.8 |
| 03 | Fish and crustaceans, molluscs and other aquatic invertebrates | 12,070 | 12,802 | 12.3 | 88.6 | 0.0 | 84.3 |
| 94 | Furniture; bedding, mattresses, mattress supports, cushions and similar stuffed furnishings; lamps and lighting fittings, not elsewhere specified or included; illuminated signs, illuminated name-plates and the like; prefabricated buildings | 12,185 | 12,003 | 12.2 | 79.3 | 0.0 | 82.7 |
| 16 | Preparations of meat, of fish or of crustaceans, molluscs or other aquatic invertebrates | 10,692 | 10,414 | 4.7 | 95.3 | 0.0 | 95.2 |
| 49 | Printed books, newspapers, pictures and other products of the printing industry; manuscripts, typescripts and plans | 7,204 | 10,038 | 5.0 | 141.4 | 0.0 | 75.6 |
| 10 | Cereals | 8,448 | 9,808 | 35.5 | 78.6 | 0.0 | 75.5 |
| 72 | Iron and steel | 8,378 | 8,879 | 21.2 | 87.8 | 0.0 | 74.4 |
| 30 | Pharmaceutical products | 8,071 | 8,525 | 15.2 | 96.0 | 0.0 | 73.9 |
| 48 | Paper and paperboard; articles of paper pulp, of paper or of paperboard | 8,182 | 8,355 | 18.5 | 84.7 | 0.0 | 71.3 |
| 88 | Aircraft, spacecraft, and parts thereof | 9,129 | 8,053 | 51.4 | 40.4 | 0.0 | 71.5 |
| 74 | Copper and articles thereof | 9,636 | 7,951 | 33.4 | 51.8 | 0.0 | 69.5 |
| 33 | Essential oils and resinoids; perfumery, cosmetic or toilet preparations | 7,909 | 7,923 | 40.5 | 59.5 | 0.0 | 65.8 |
| 09 | Coffee, tea, maté and spices | 5,974 | 6,977 | 49.5 | 71.0 | 0.0 | 74.0 |
| 08 | Edible fruit and nuts; peel of citrus fruits or melons | 5,675 | 6,728 | 49.5 | 66.2 | 0.0 | 73.0 |
| 89 | Ships, boats and floating structures | 6,563 | 6,676 | 38.6 | 45.8 | 0.0 | 67.2 |
| 21 | Miscellaneous edible preparations | 5,544 | 6,676 | 59.6 | 38.3 | 0.0 | 63.8 |
| 26 | Ores, slag and ash | 10,546 | 6,421 | 17.4 | 33.6 | 0.0 | 63.0 |
| 76 | Aluminium and articles thereof | 5,382 | 5,922 | 15.0 | 84.3 | 0.0 | 66.5 |

| Code and label, HS 2-digit level | | Value in USD Million | | Share to Total Exports (%) | | | |
|----------------------------------|---|-----------------------------|-------|----------------------------|-------------|-------------|-------------|
| | | 2013 | 2014 | 2013 | | 2014 | |
| | | Total Exports (Intra+Extra) | | Intra-ASEAN | Extra-ASEAN | Intra-ASEAN | Extra-ASEAN |
| 22 | Beverages, spirits and vinegar | 5,428 | 5,689 | 42.0 | 53.4 | 0.0 | 67.2 |
| 19 | Preparations of cereals, flour, starch or milk; pastrycooks' products | 5,181 | 5,640 | 14.1 | 80.2 | 0.0 | 67.0 |
| 55 | Man-made staple fibres | 4,818 | 4,646 | 18.7 | 81.3 | 0.0 | 69.3 |
| 42 | Articles of leather; saddlery and harness; travel goods, handbags and similar containers; articles of animal gut (other than silkworm gut) | 3,511 | 4,369 | 53.5 | 79.0 | 0.0 | 71.3 |
| 80 | Tin and articles thereof | 4,298 | 4,125 | 44.7 | 61.7 | 0.0 | 74.5 |
| 17 | Sugars and sugar confectionery | 4,650 | 4,071 | 28.2 | 61.5 | 0.0 | 74.1 |
| 34 | Soap, organic surface-active agents, washing preparations, lubricating preparations, artificial waxes, prepared waxes, polishing or scouring preparations, candles and similar articles, modelling pastes, 'dental waxes' and dental preparations with a base | 4,170 | 4,013 | 19.7 | 68.2 | 0.0 | 73.7 |
| 54 | Man-made filaments | 3,666 | 3,829 | 25.6 | 71.9 | 0.0 | 73.5 |
| 23 | Residues and waste from the food industries; prepared animal fodder | 3,573 | 3,711 | 11.9 | 86.4 | 0.0 | 73.8 |
| 07 | Edible vegetables and certain roots and tubers | 3,448 | 3,695 | 42.3 | 57.3 | 0.0 | 69.9 |
| 18 | Cocoa and cocoa preparations | 3,103 | 3,660 | 12.7 | 92.5 | 0.0 | 68.7 |
| 20 | Preparations of vegetables, fruit, nuts or other parts of plants | 3,252 | 3,498 | 18.4 | 81.2 | 0.0 | 70.8 |
| 52 | Cotton | 3,239 | 3,442 | 20.3 | 78.5 | 0.0 | 70.2 |
| 28 | Inorganic chemicals; organic or inorganic compounds of precious metals, of rare-earth metals, of radioactive elements or of isotopes | 2,951 | 3,301 | 38.6 | 66.5 | 0.0 | 70.5 |
| 24 | Tobacco and manufactured tobacco substitutes | 2,983 | 3,287 | 16.7 | 86.2 | 0.0 | 69.2 |
| 95 | Toys, games and sports requisites; parts and accessories thereof | 3,070 | 3,219 | 63.0 | 34.1 | 0.0 | 70.2 |
| 32 | Tanning or dyeing extracts; tannins and their derivatives; dyes, pigments and other colouring matter; paints and varnishes; putty and other mastics; inks | 3,435 | 3,186 | 31.3 | 54.6 | 0.0 | 66.6 |
| 70 | Glass and glassware | 2,763 | 2,974 | 35.7 | 65.0 | 0.0 | 69.1 |
| 75 | Nickel and articles thereof | 1,836 | 2,864 | 56.2 | 89.6 | 0.0 | 67.9 |
| 91 | Clocks and watches and parts thereof | 2,674 | 2,842 | 8.3 | 86.3 | 0.0 | 66.8 |
| 25 | Salt; sulphur; earths and stone; plastering materials, lime and cement | 2,494 | 2,782 | 35.2 | 66.1 | 0.0 | 66.4 |
| 83 | Miscellaneous articles of base metal | 2,399 | 2,549 | 55.4 | 48.5 | 0.0 | 66.5 |
| 11 | Products of the milling industry; malt; starches; inulin; wheat gluten | 2,371 | 2,514 | 38.5 | 62.6 | 0.0 | 63.7 |
| 47 | Pulp of wood or of other fibrous cellulosic material; recovered (waste and scrap) paper or paperboard | 2,528 | 2,487 | 22.3 | 71.5 | 0.0 | 63.3 |
| 63 | Other made-up textile articles; sets; worn clothing and worn textile articles; rags | 2,256 | 2,412 | 17.1 | 83.2 | 0.0 | 64.1 |
| 96 | Miscellaneous manufactured articles | 2,209 | 2,291 | 35.0 | 58.0 | 0.0 | 63.3 |
| 82 | Tools, implements, cutlery, spoons and forks, of base metal; parts thereof of base metal | 2,527 | 2,222 | 19.6 | 58.8 | 0.0 | 56.7 |
| 69 | Ceramic products | 1,982 | 2,114 | 59.5 | 40.1 | 0.0 | 54.8 |
| 68 | Articles of stone, plaster, cement, asbestos, mica or similar materials | 1,600 | 1,845 | 13.8 | 100.9 | 0.0 | 54.1 |
| 04 | Dairy produce; birds' eggs; natural honey; edible products of animal origin, not elsewhere specified or included | 1,648 | 1,754 | 47.0 | 51.0 | 0.0 | 56.5 |
| 31 | Fertilisers | 1,976 | 1,678 | 41.3 | 39.7 | 0.0 | 56.5 |
| 35 | Albuminoidal substances; modified starches; glues; enzymes | 1,358 | 1,413 | 31.1 | 68.9 | 0.0 | 62.1 |
| 41 | Raw hides and skins (other than furskins) and leather | 1,157 | 1,264 | 18.4 | 86.1 | 0.0 | 67.7 |
| 56 | Wadding, felt and nonwovens; special yarns; twine, cordage, ropes and cables and articles thereof | 1,089 | 1,250 | 34.7 | 71.7 | 0.0 | 67.8 |
| 12 | Oil seeds and oleaginous fruits; miscellaneous grains, seeds and fruit; industrial or medicinal plants; straw and fodder | 1,209 | 1,093 | 29.6 | 60.4 | 0.0 | 68.8 |
| 59 | Impregnated, coated, covered or laminated textile fabrics; textile articles of a kind suitable for industrial use | 918 | 1,000 | 66.3 | 33.8 | 0.0 | 70.2 |
| 02 | Meat and edible meat offal | 659 | 968 | 33.4 | 105.9 | 0.0 | 69.4 |
| 60 | Knitted or crocheted fabrics | 909 | 951 | 10.6 | 63.2 | 0.0 | 65.5 |
| 92 | Musical instruments; parts and accessories of such articles | 671 | 690 | 41.8 | 54.7 | 0.0 | 66.8 |

| Code and label, HS 2-digit level | Value in USD Million | | Share to Total Exports (%) | | | | |
|----------------------------------|---|--------|----------------------------|-------------|-------------|-------------|------|
| | 2013 | 2014 | 2013 | | 2014 | | |
| | Total Exports (Intra+Extra) | | Intra-ASEAN | Extra-ASEAN | Intra-ASEAN | Extra-ASEAN | |
| 58 | Special woven fabrics; tufted textile fabrics; lace; tapestries; trimmings; embroidery | 497 | 569 | 35.7 | 66.8 | 0.0 | 72.7 |
| 67 | Prepared feathers and down and articles made of feathers or of down; artificial flowers; articles of human hair | 431 | 480 | 35.4 | 79.9 | 0.0 | 85.9 |
| 37 | Photographic or cinematographic goods | 375 | 461 | 107.0 | 8.6 | 0.0 | 77.4 |
| 01 | Live animals | 434 | 460 | 2.2 | 97.2 | 0.0 | 72.7 |
| 65 | Headgear and parts thereof | 388 | 446 | 14.6 | 86.6 | 0.0 | 73.3 |
| 97 | Works of art, collectors' pieces and antiques | 260 | 417 | 12.7 | 136.8 | 0.0 | 77.0 |
| 13 | Lac; gums, resins and other vegetable saps and extracts | 393 | 390 | 37.9 | 57.5 | 0.0 | 80.9 |
| 78 | Lead and articles thereof | 510 | 365 | 9.6 | 62.4 | 0.0 | 80.2 |
| 06 | Live trees and other plants; bulbs, roots and the like; cut flowers and ornamental foliage | 361 | 357 | 16.1 | 81.1 | 0.0 | 81.9 |
| 46 | Manufactures of straw, of esparto or of other plaiting materials; basketware and wickerwork | 325 | 346 | 31.1 | 76.2 | 0.0 | 73.3 |
| 86 | Railway or tramway locomotives, rolling stock and parts thereof; railway or tramway track fixtures and fittings and parts thereof; mechanical (including electromechanical) traffic signalling equipment of all kinds | 257 | 340 | 27.7 | 100.9 | 0.0 | 67.4 |
| 81 | Other base metals; cermets; articles thereof | 308 | 333 | 4.0 | 101.5 | 0.0 | 62.0 |
| 57 | Carpets and other textile floor coverings | 331 | 318 | 18.1 | 60.4 | 0.0 | 59.6 |
| 79 | Zinc and articles thereof | 349 | 295 | 26.0 | 47.7 | 0.0 | 54.6 |
| 14 | Vegetable plaiting materials; vegetable products not elsewhere specified or included | 160 | 182 | 14.1 | 85.9 | 0.0 | 81.6 |
| 51 | Wool, fine or coarse animal hair; horsehair yarn and woven fabric | 129 | 168 | 7.2 | 94.3 | 0.0 | 74.2 |
| 05 | Products of animal origin, not elsewhere specified or included | 132 | 140 | 53.8 | 44.2 | 0.0 | 73.3 |
| 53 | Other vegetable textile fibres; paper yarn and woven fabrics of paper yarn | 93 | 128 | 32.3 | 103.7 | 0.0 | 60.9 |
| 36 | Explosives; pyrotechnic products; matches; pyrophoric alloys; certain combustible preparations | 129 | 102 | 4.1 | 68.1 | 0.0 | 72.1 |
| 50 | Silk | 85 | 92 | 18.0 | 85.6 | 0.0 | 57.5 |
| 43 | Furskins and artificial fur; manufactures thereof | 31 | 82 | 12.7 | 183.9 | 0.0 | 61.5 |
| 93 | Arms and ammunition; parts and accessories thereof | 61 | 63 | 18.8 | 32.1 | 0.0 | 49.7 |
| 66 | Umbrellas, sun umbrellas, walking sticks, seat-sticks, whips, riding-crops and parts thereof | 25 | 30 | 10.6 | 89.4 | 0.0 | 89.6 |
| 45 | Cork and articles of cork | 2 | 2 | 49.8 | 50.2 | 0.0 | 64.6 |
| 99 | Other products | 38,717 | 37,114 | 8.5 | 91.5 | 0.0 | 90.7 |

TABLE 4A.4
ASEAN IMPORTS AT HS 2-DIGIT LEVEL AND THEIR INTRA- AND EXTRA-ASEAN SHARES
(Products sorted on the basis of 2014 imports values)

| Code and label, HS 2-digit level | Value in USD Million | | Share to Total Imports (%) | | | | |
|----------------------------------|---|-----------|----------------------------|-------------|-------------|-------------|------|
| | 2013 | 2014 | 2013 | | 2014 | | |
| | Total Imports (Intra+Extra) | | Intra-ASEAN | Extra-ASEAN | Intra-ASEAN | Extra-ASEAN | |
| ASEAN IMPORTS | | 1,271,128 | 1,292,400 | 21.9 | 75.7 | 21.6 | 74.1 |
| 27 | Mineral fuels, mineral oils and products of their distillation; bituminous substances; mineral waxes | 273,822 | 268,415 | 31.5 | 68.5 | 30.8 | 72.6 |
| 85 | Electrical machinery and equipment and parts thereof; sound recorders and reproducers, television image and sound recorders and reproducers, and parts and accessories of such articles | 249,187 | 248,024 | 21.5 | 78.5 | 21.4 | 74.9 |
| 84 | Nuclear reactors, boilers, machinery and mechanical appliances; parts thereof | 155,920 | 153,964 | 17.5 | 82.4 | 18.2 | 81.8 |
| 39 | Plastics and articles thereof | 40,584 | 43,922 | 7.9 | 99.3 | 26.2 | 88.9 |
| 72 | Iron and steel | 43,511 | 42,538 | 24.7 | 68.7 | 24.8 | 76.2 |

| Code and label, HS 2-digit level | | Value in USD Million | | Share to Total Imports (%) | | | |
|----------------------------------|---|-----------------------------|--------|----------------------------|-------------|-------------|-------------|
| | | 2013 | 2014 | 2013 | | 2014 | |
| | | Total Imports (Intra+Extra) | | Intra-ASEAN | Extra-ASEAN | Intra-ASEAN | Extra-ASEAN |
| 87 | Vehicles other than railway or tramway rolling stock, and parts and accessories thereof | 40,454 | 37,217 | 29.2 | 70.8 | 18.4 | 71.6 |
| 90 | Optical, photographic, cinematographic, measuring, checking, precision, medical or surgical instruments and apparatus; parts and accessories thereof | 27,652 | 27,915 | 18.0 | 103.2 | 16.7 | 83.3 |
| 29 | Organic chemicals | 26,452 | 27,139 | 17.0 | 87.8 | 16.7 | 78.0 |
| 71 | Natural or cultured pearls, precious or semi-precious stones, precious metals, metals clad with precious metal, and articles thereof; imitation jewellery; coin | 33,369 | 25,653 | 19.5 | 59.8 | 14.7 | 79.1 |
| 73 | Articles of iron or steel | 25,398 | 24,586 | 17.9 | 82.1 | 1.3 | 81.5 |
| 88 | Aircraft, spacecraft, and parts thereof | 21,220 | 17,602 | 3.3 | 96.7 | 19.7 | 95.0 |
| 38 | Miscellaneous chemical products | 14,584 | 15,006 | 20.1 | 79.9 | 27.1 | 78.8 |
| 23 | Residues and waste from the food industries; prepared animal fodder | 11,166 | 12,193 | 26.9 | 91.8 | 36.8 | 92.7 |
| 40 | Rubber and articles thereof | 12,759 | 11,558 | 37.2 | 63.9 | 27.5 | 83.2 |
| 76 | Aluminium and articles thereof | 10,294 | 11,361 | 9.0 | 99.4 | 9.2 | 83.2 |
| 74 | Copper and articles thereof | 13,256 | 11,153 | 12.0 | 65.7 | 30.8 | 81.5 |
| 30 | Pharmaceutical products | 9,915 | 10,524 | 9.0 | 91.9 | 20.0 | 79.8 |
| 10 | Cereals | 9,094 | 10,018 | 36.8 | 69.1 | 24.2 | 83.4 |
| 48 | Paper and paperboard; articles of paper pulp, of paper or of paperboard | 9,525 | 9,980 | 13.5 | 82.0 | 27.6 | 75.9 |
| 60 | Knitted or crocheted fabrics | 6,596 | 9,752 | 15.8 | 112.9 | 19.9 | 76.9 |
| 28 | Inorganic chemicals; organic or inorganic compounds of precious metals, of rare-earth metals, of radioactive elements or of isotopes | 8,172 | 8,464 | 10.4 | 89.6 | 15.8 | 87.5 |
| 52 | Cotton | 7,317 | 7,784 | 32.5 | 67.8 | 21.4 | 87.9 |
| 31 | Fertilisers | 8,486 | 7,740 | 4.3 | 81.9 | 17.1 | 87.9 |
| 55 | Man-made staple fibres | 6,171 | 7,631 | 31.1 | 82.6 | 22.8 | 85.7 |
| 33 | Essential oils and resinoids; perfumery, cosmetic or toilet preparations | 7,021 | 7,343 | 6.3 | 87.8 | 23.3 | 81.5 |
| 04 | Dairy produce; birds' eggs; natural honey; edible products of animal origin, not elsewhere specified or included | 6,097 | 6,701 | 11.9 | 89.4 | 22.9 | 78.2 |
| 32 | Tanning or dyeing extracts; tannins and their derivatives; dyes, pigments and other colouring matter; paints and varnishes; putty and other mastics; inks | 5,900 | 6,276 | 12.0 | 89.0 | 22.1 | 83.4 |
| 03 | Fish and crustaceans, molluscs and other aquatic invertebrates | 5,760 | 5,717 | 17.3 | 85.1 | 36.8 | 78.2 |
| 21 | Miscellaneous edible preparations | 4,890 | 5,009 | 27.7 | 87.7 | 20.9 | 87.8 |
| 22 | Beverages, spirits and vinegar | 4,692 | 4,739 | 43.9 | 60.3 | 18.7 | 91.4 |
| 15 | Animal or vegetable fats and oils and their cleavage products; prepared edible fats; animal or vegetable waxes | 4,124 | 4,712 | 22.1 | 91.7 | 25.0 | 86.4 |
| 44 | Wood and articles of wood; wood charcoal | 4,109 | 4,710 | 6.8 | 102.5 | 48.3 | 78.6 |
| 54 | Man-made filaments | 4,205 | 4,670 | 22.3 | 83.1 | 22.1 | 79.1 |
| 12 | Oil seeds and oleaginous fruits; miscellaneous grains, seeds and fruit; industrial or medicinal plants; straw and fodder | 4,488 | 4,664 | 30.5 | 63.8 | 19.5 | 77.1 |
| 94 | Furniture; bedding, mattresses, mattress supports, cushions and similar stuffed furnishings; lamps and lighting fittings, not elsewhere specified or included; illuminated signs, illuminated name-plates and the like; prefabricated buildings | 4,429 | 4,630 | 12.6 | 82.3 | 23.1 | 75.0 |
| 89 | Ships, boats and floating structures | 7,337 | 4,574 | 44.0 | 12.2 | 19.4 | 70.7 |
| 75 | Nickel and articles thereof | 2,768 | 4,540 | 73.2 | 75.2 | 22.9 | 70.4 |
| 25 | Salt; sulphur; earths and stone; plastering materials, lime and cement | 4,061 | 4,427 | 8.8 | 91.3 | 20.3 | 68.1 |
| 82 | Tools, implements, cutlery, spoons and forks, of base metal; parts thereof of base metal | 4,064 | 4,070 | 42.5 | 57.4 | 12.5 | 72.4 |
| 17 | Sugars and sugar confectionery | 4,232 | 3,879 | 23.9 | 60.4 | 24.2 | 69.8 |
| 08 | Edible fruit and nuts; peel of citrus fruits or melons | 3,445 | 3,791 | 12.9 | 89.6 | 16.0 | 70.6 |
| 70 | Glass and glassware | 3,562 | 3,715 | 17.4 | 76.3 | 22.7 | 69.5 |
| 91 | Clocks and watches and parts thereof | 3,531 | 3,703 | 52.0 | 37.6 | 24.2 | 67.5 |
| 02 | Meat and edible meat offal | 2,799 | 3,530 | 37.9 | 74.9 | 23.7 | 69.3 |

| Code and label, HS 2-digit level | | Value in USD Million | | Share to Total Imports (%) | | | |
|----------------------------------|---|-----------------------------|-------|----------------------------|-------------|-------------|-------------|
| | | 2013 | 2014 | 2013 | | 2014 | |
| | | Total Imports (Intra+Extra) | | Intra-ASEAN | Extra-ASEAN | Intra-ASEAN | Extra-ASEAN |
| 41 | Raw hides and skins (other than furskins) and leather | 2,671 | 3,490 | 9.5 | 106.6 | 22.7 | 69.8 |
| 34 | Soap, organic surface-active agents, washing preparations, lubricating preparations, artificial waxes, prepared waxes, polishing or scouring preparations, candles and similar articles, modelling pastes, 'dental waxes' and dental preparations with a base | 3,156 | 3,411 | 20.0 | 76.0 | 17.5 | 71.1 |
| 19 | Preparations of cereals, flour, starch or milk; pastrycooks' products | 3,160 | 3,298 | 14.1 | 81.1 | 20.6 | 73.3 |
| 47 | Pulp of wood or of other fibrous cellulosic material; recovered (waste and scrap) paper or paperboard | 3,007 | 3,170 | 37.6 | 60.9 | 11.6 | 74.0 |
| 83 | Miscellaneous articles of base metal | 3,028 | 3,105 | 18.8 | 77.0 | 23.1 | 74.8 |
| 24 | Tobacco and manufactured tobacco substitutes | 2,961 | 3,079 | 35.3 | 61.0 | 20.2 | 74.3 |
| 62 | Articles of apparel and clothing accessories, not knitted or crocheted | 2,899 | 2,914 | 1.1 | 94.4 | 27.0 | 76.7 |
| 96 | Miscellaneous manufactured articles | 2,679 | 2,910 | 2.5 | 100.4 | 22.6 | 75.5 |
| 18 | Cocoa and cocoa preparations | 2,141 | 2,793 | 31.7 | 94.2 | 21.1 | 76.9 |
| 07 | Edible vegetables and certain roots and tubers | 2,836 | 2,788 | 12.8 | 81.4 | 17.5 | 71.8 |
| 61 | Articles of apparel and clothing accessories, knitted or crocheted | 2,848 | 2,701 | 19.4 | 69.1 | 30.6 | 72.6 |
| 64 | Footwear, gaiters and the like; parts of such articles | 2,334 | 2,679 | 8.3 | 98.1 | 19.8 | 71.5 |
| 69 | Ceramic products | 2,427 | 2,676 | 8.2 | 93.4 | 16.1 | 70.3 |
| 59 | Impregnated, coated, covered or laminated textile fabrics; textile articles of a kind suitable for industrial use | 2,465 | 2,656 | 20.4 | 78.0 | 14.3 | 66.5 |
| 42 | Articles of leather; saddlery and harness; travel goods, handbags and similar containers; articles of animal gut (other than silkworm gut) | 2,484 | 2,628 | 10.5 | 84.7 | 11.9 | 67.1 |
| 26 | Ores, slag and ash | 3,099 | 2,353 | 17.7 | 57.5 | 8.9 | 74.6 |
| 68 | Articles of stone, plaster, cement, asbestos, mica or similar materials | 1,994 | 2,245 | 46.9 | 60.5 | 15.6 | 74.3 |
| 95 | Toys, games and sports requisites; parts and accessories thereof | 2,042 | 2,077 | 13.1 | 86.9 | 14.2 | 69.9 |
| 35 | Albuminoid substances; modified starches; glues; enzymes | 1,870 | 2,009 | 36.8 | 69.8 | 17.0 | 70.1 |
| 11 | Products of the milling industry; malt; starches; inulin; wheat gluten | 1,912 | 1,967 | 27.4 | 72.6 | 24.1 | 71.2 |
| 80 | Tin and articles thereof | 1,785 | 1,907 | 89.3 | 16.6 | 14.5 | 72.2 |
| 58 | Special woven fabrics; tufted textile fabrics; lace; tapestries; trimmings; embroidery | 1,576 | 1,884 | 21.1 | 97.6 | 3.6 | 71.9 |
| 56 | Wadding, felt and nonwovens; special yarns; twine, cordage, ropes and cables and articles thereof | 1,556 | 1,729 | 7.3 | 94.0 | 14.0 | 71.7 |
| 49 | Printed books, newspapers, pictures and other products of the printing industry; manuscripts, typescripts and plans | 2,366 | 1,723 | 10.6 | 55.3 | 3.3 | 63.9 |
| 09 | Coffee, tea, maté and spices | 1,404 | 1,624 | 52.7 | 44.5 | 12.8 | 62.1 |
| 01 | Live animals | 877 | 1,452 | 32.5 | 122.7 | 18.5 | 65.7 |
| 79 | Zinc and articles thereof | 998 | 1,336 | 19.1 | 94.8 | 34.7 | 71.3 |
| 20 | Preparations of vegetables, fruit, nuts or other parts of plants | 1,319 | 1,302 | 7.3 | 70.5 | 5.9 | 72.8 |
| 63 | Other made-up textile articles; sets; worn clothing and worn textile articles; rags | 1,135 | 1,196 | 7.6 | 80.3 | 9.8 | 67.8 |
| 78 | Lead and articles thereof | 1,025 | 1,028 | 42.9 | 45.3 | 4.8 | 70.6 |
| 16 | Preparations of meat, of fish or of crustaceans, molluscs or other aquatic invertebrates | 904 | 944 | 4.4 | 95.5 | 16.6 | 62.8 |
| 37 | Photographic or cinematographic goods | 902 | 861 | 6.1 | 93.9 | 5.5 | 68.3 |
| 81 | Other base metals; cermets; articles thereof | 570 | 652 | 51.6 | 100.8 | 14.8 | 90.1 |
| 86 | Railway or tramway locomotives, rolling stock and parts thereof; railway or tramway track fixtures and fittings and parts thereof; mechanical (including electromechanical) traffic signalling equipment of all kinds | 903 | 633 | 6.2 | 57.3 | 8.9 | 92.5 |
| 05 | Products of animal origin, not elsewhere specified or included | 480 | 621 | 7.1 | 93.0 | 13.2 | 86.0 |
| 93 | Arms and ammunition; parts and accessories thereof | 481 | 614 | 3.6 | 91.2 | 8.2 | 83.8 |
| 51 | Wool, fine or coarse animal hair; horsehair yarn and woven fabric | 446 | 553 | 5.8 | 95.3 | 8.5 | 56.9 |
| 13 | Lac; gums, resins and other vegetable saps and extracts | 367 | 362 | 17.5 | 89.6 | 12.1 | 83.7 |
| 92 | Musical instruments; parts and accessories of such articles | 393 | 359 | 10.8 | 82.5 | 15.6 | 83.8 |
| 97 | Works of art, collectors' pieces and antiques | 313 | 345 | 16.3 | 83.7 | 17.0 | 66.8 |

| Code and label, HS 2-digit level | | Value in USD Million | | Share to Total Imports (%) | | | |
|----------------------------------|---|-----------------------------|--------|----------------------------|-------------|-------------|-------------|
| | | 2013 | 2014 | 2013 | | 2014 | |
| | | Total Imports (Intra+Extra) | | Intra-ASEAN | Extra-ASEAN | Intra-ASEAN | Extra-ASEAN |
| 57 | Carpets and other textile floor coverings | 262 | 280 | 24.7 | 90.2 | 12.0 | 77.8 |
| 36 | Explosives; pyrotechnic products; matches; pyrophoric alloys; certain combustible preparations | 302 | 266 | 16.7 | 70.2 | 22.2 | 79.0 |
| 43 | Furskins and artificial fur; manufactures thereof | 160 | 220 | 55.2 | 64.0 | 7.7 | 88.8 |
| 06 | Live trees and other plants; bulbs, roots and the like; cut flowers and ornamental foliage | 198 | 192 | 0.8 | 79.8 | 3.8 | 72.7 |
| 67 | Prepared feathers and down and articles made of feathers or of down; artificial flowers; articles of human hair | 121 | 147 | 7.2 | 114.2 | 3.2 | 78.4 |
| 65 | Headgear and parts thereof | 113 | 128 | 9.1 | 98.5 | 3.6 | 86.8 |
| 50 | Silk | 128 | 120 | 15.1 | 72.8 | 21.9 | 91.9 |
| 53 | Other vegetable textile fibres; paper yarn and woven fabrics of paper yarn | 92 | 102 | 5.4 | 94.6 | 2.3 | 96.9 |
| 66 | Umbrellas, sun umbrellas, walking sticks, seat-sticks, whips, riding-crops and parts thereof | 73 | 92 | 2.9 | 97.1 | 20.1 | 97.0 |
| 14 | Vegetable plaiting materials; vegetable products not elsewhere specified or included | 64 | 68 | 85.5 | 14.5 | 4.7 | 28.5 |
| 46 | Manufactures of straw, of esparto or of other plaiting materials; basketware and wickerwork | 23 | 24 | 16.3 | 83.7 | 11.3 | 51.1 |
| 45 | Cork and articles of cork | 11 | 14 | 14.5 | 85.5 | 11.1 | 62.7 |
| 99 | Other products | 10,613 | 12,954 | 10.3 | 93.8 | 13.3 | 86.7 |

TABLE 4A.5
ASEAN TRADE BALANCE AT HS 2-DIGIT LEVEL
(Products sorted on the basis of 2014 values)

| Code and label, HS 2-digit level | | 2013 | 2014 |
|----------------------------------|---|----------------------|--------|
| | | Value in USD Million | |
| TOTAL ASEAN | | 30,740 | 56,184 |
| 85 | Electrical machinery and equipment and parts thereof; sound recorders and reproducers, television image and sound recorders and reproducers, and parts and accessories of such articles | 28,168 | 42,513 |
| 15 | Animal or vegetable fats and oils and their cleavage products; prepared edible fats; animal or vegetable waxes | 33,573 | 34,861 |
| 40 | Rubber and articles thereof | 27,153 | 21,417 |
| 61 | Articles of apparel and clothing accessories, knitted or crocheted | 17,382 | 19,675 |
| 62 | Articles of apparel and clothing accessories, not knitted or crocheted | 13,827 | 15,531 |
| 64 | Footwear, gaiters and the like; parts of such articles | 11,879 | 14,654 |
| 44 | Wood and articles of wood; wood charcoal | 12,286 | 11,960 |
| 16 | Preparations of meat, of fish or of crustaceans, molluscs or other aquatic invertebrates | 9,789 | 9,470 |
| 49 | Printed books, newspapers, pictures and other products of the printing industry; manuscripts, typescripts and plans | 4,838 | 8,315 |
| 94 | Furniture; bedding, mattresses, mattress supports, cushions and similar stuffed furnishings; lamps and lighting fittings, not elsewhere specified or included; illuminated signs, illuminated name-plates and the like; prefabricated buildings | 7,756 | 7,373 |
| 03 | Fish and crustaceans, molluscs and other aquatic invertebrates | 6,310 | 7,085 |
| 29 | Organic chemicals | 6,249 | 6,272 |
| 90 | Optical, photographic, cinematographic, measuring, checking, precision, medical or surgical instruments and apparatus; parts and accessories thereof | 3,998 | 6,207 |
| 09 | Coffee, tea, maté and spices | 4,570 | 5,353 |
| 26 | Ores, slag and ash | 7,446 | 4,068 |
| 87 | Vehicles other than railway or tramway rolling stock, and parts and accessories thereof | -41 | 3,792 |
| 08 | Edible fruit and nuts; peel of citrus fruits or melons | 2,230 | 2,937 |
| 71 | Natural or cultured pearls, precious or semi-precious stones, precious metals, metals clad with precious metal, and articles thereof; imitation jewellery; coin | -7,260 | 2,375 |
| 19 | Preparations of cereals, flour, starch or milk; pastrycooks' products | 2,021 | 2,342 |
| 80 | Tin and articles thereof | 2,513 | 2,219 |

| Code and label, HS 2-digit level | | 2013 | 2014 |
|----------------------------------|---|----------------------|-------|
| | | Value in USD Million | |
| 20 | Preparations of vegetables, fruit, nuts or other parts of plants | 1,933 | 2,195 |
| 89 | Ships, boats and floating structures | -774 | 2,102 |
| 42 | Articles of leather; saddlery and harness; travel goods, handbags and similar containers; articles of animal gut (other than silkworm gut) | 1,028 | 1,741 |
| 21 | Miscellaneous edible preparations | 654 | 1,667 |
| 63 | Other made-up textile articles; sets; worn clothing and worn textile articles; rags | 1,121 | 1,216 |
| 95 | Toys, games and sports requisites; parts and accessories thereof | 1,029 | 1,142 |
| 22 | Beverages, spirits and vinegar | 736 | 950 |
| 07 | Edible vegetables and certain roots and tubers | 612 | 907 |
| 18 | Cocoa and cocoa preparations | 961 | 867 |
| 34 | Soap, organic surface-active agents, washing preparations, lubricating preparations, artificial waxes, prepared waxes, polishing or scouring preparations, candles and similar articles, modelling pastes, 'dental waxes' and dental preparations with a base | 1,015 | 602 |
| 33 | Essential oils and resinoids; perfumery, cosmetic or toilet preparations | 888 | 581 |
| 11 | Products of the milling industry; malt; starches; inulin; wheat gluten | 459 | 547 |
| 67 | Prepared feathers and down and articles made of feathers or of down; artificial flowers; articles of human hair | 310 | 334 |
| 92 | Musical instruments; parts and accessories of such articles | 278 | 331 |
| 46 | Manufactures of straw, of esparto or of other plaiting materials; basketware and wickerwork | 302 | 322 |
| 65 | Headgear and parts thereof | 275 | 318 |
| 24 | Tobacco and manufactured tobacco substitutes | 21 | 208 |
| 17 | Sugars and sugar confectionery | 418 | 192 |
| 06 | Live trees and other plants; bulbs, roots and the like; cut flowers and ornamental foliage | 163 | 165 |
| 14 | Vegetable plaiting materials; vegetable products not elsewhere specified or included | 96 | 114 |
| 97 | Works of art, collectors' pieces and antiques | -53 | 73 |
| 57 | Carpets and other textile floor coverings | 68 | 37 |
| 13 | Lac; gums, resins and other vegetable saps and extracts | 26 | 28 |
| 53 | Other vegetable textile fibres; paper yarn and woven fabrics of paper yarn | 1 | 26 |
| 45 | Cork and articles of cork | -9 | -12 |
| 50 | Silk | -43 | -27 |
| 66 | Umbrellas, sun umbrellas, walking sticks, seat-sticks, whips, riding-crops and parts thereof | -48 | -62 |
| 43 | Furskins and artificial fur; manufactures thereof | -129 | -139 |
| 36 | Explosives; pyrotechnic products; matches; pyrophoric alloys; certain combustible preparations | -172 | -165 |
| 10 | Cereals | -646 | -210 |
| 86 | Railway or tramway locomotives, rolling stock and parts thereof; railway or tramway track fixtures and fittings and parts thereof; mechanical (including electromechanical) traffic signalling equipment of all kinds | -646 | -293 |
| 81 | Other base metals; cermets; articles thereof | -262 | -318 |
| 38 | Miscellaneous chemical products | -681 | -318 |
| 51 | Wool, fine or coarse animal hair; horsehair yarn and woven fabric | -317 | -385 |
| 68 | Articles of stone, plaster, cement, asbestos, mica or similar materials | -394 | -400 |
| 37 | Photographic or cinematographic goods | -527 | -400 |
| 56 | Wadding, felt and nonwovens; special yarns; twine, cordage, ropes and cables and articles thereof | -468 | -479 |
| 05 | Products of animal origin, not elsewhere specified or included | -349 | -481 |
| 39 | Plastics and articles thereof | -1,017 | -545 |
| 93 | Arms and ammunition; parts and accessories thereof | -420 | -551 |
| 83 | Miscellaneous articles of base metal | -630 | -556 |
| 69 | Ceramic products | -444 | -562 |
| 35 | Albuminoid substances; modified starches; glues; enzymes | -512 | -596 |
| 96 | Miscellaneous manufactured articles | -469 | -619 |

| Code and label, HS 2-digit level | | 2013 | 2014 |
|----------------------------------|---|----------------------|---------|
| | | Value in USD Million | |
| 78 | Lead and articles thereof | -515 | -663 |
| 47 | Pulp of wood or of other fibrous cellulosic material; recovered (waste and scrap) paper or paperboard | -478 | -683 |
| 70 | Glass and glassware | -799 | -741 |
| 54 | Man-made filaments | -539 | -842 |
| 91 | Clocks and watches and parts thereof | -857 | -861 |
| 01 | Live animals | -443 | -991 |
| 79 | Zinc and articles thereof | -649 | -1,041 |
| 58 | Special woven fabrics; tufted textile fabrics; lace; tapestries; trimmings; embroidery | -1,079 | -1,315 |
| 48 | Paper and paperboard; articles of paper pulp, of paper or of paperboard | -1,343 | -1,625 |
| 25 | Salt; sulphur; earths and stone; plastering materials, lime and cement | -1,567 | -1,645 |
| 59 | Impregnated, coated, covered or laminated textile fabrics; textile articles of a kind suitable for industrial use | -1,548 | -1,655 |
| 75 | Nickel and articles thereof | -932 | -1,676 |
| 82 | Tools, implements, cutlery, spoons and forks, of base metal; parts thereof of base metal | -1,538 | -1,848 |
| 30 | Pharmaceutical products | -1,845 | -1,999 |
| 41 | Raw hides and skins (other than furskins) and leather | -1,515 | -2,226 |
| 02 | Meat and edible meat offal | -2,141 | -2,562 |
| 55 | Man-made staple fibres | -1,353 | -2,985 |
| 32 | Tanning or dyeing extracts; tannins and their derivatives; dyes, pigments and other colouring matter; paints and varnishes; putty and other mastics; inks | -2,465 | -3,091 |
| 74 | Copper and articles thereof | -3,621 | -3,202 |
| 12 | Oil seeds and oleaginous fruits; miscellaneous grains, seeds and fruit; industrial or medicinal plants; straw and fodder | -3,278 | -3,571 |
| 52 | Cotton | -4,077 | -4,342 |
| 04 | Dairy produce; birds' eggs; natural honey; edible products of animal origin, not elsewhere specified or included | -4,448 | -4,947 |
| 28 | Inorganic chemicals; organic or inorganic compounds of precious metals, of rare-earth metals, of radioactive elements or of isotopes | -5,221 | -5,163 |
| 76 | Aluminium and articles thereof | -4,913 | -5,439 |
| 31 | Fertilisers | -6,509 | -6,062 |
| 23 | Residues and waste from the food industries; prepared animal fodder | -7,593 | -8,482 |
| 60 | Knitted or crocheted fabrics | -5,687 | -8,801 |
| 73 | Articles of iron or steel | -10,180 | -9,074 |
| 88 | Aircraft, spacecraft, and parts thereof | -12,090 | -9,549 |
| 84 | Nuclear reactors, boilers, machinery and mechanical appliances; parts thereof | -17,426 | -14,119 |
| 72 | Iron and steel | -35,133 | -33,659 |
| 27 | Mineral fuels, mineral oils and products of their distillation; bituminous substances; mineral waxes | -53,656 | -61,084 |
| 99 | Other products | 28,104 | 24,160 |

TABLE 4B.1
TOP 50 HS 6-DIGIT LEVEL PRODUCTS OF THE ASEAN EXPORTS TOP 5 HS 2-DIGIT LEVEL PRODUCT GROUPS
(Products sorted on the basis of 2014 exports values)

| Code and label, HS 2-digit level | | 2013 | 2014 | 2013/2014 | 2013 | 2014 |
|-----------------------------------|--|----------------------|----------------|-----------------|--------------|--------------|
| | | Value in USD Million | | Growth Rate (%) | Percentage | Share (%) |
| TOTAL ASEAN EXPORTS (Intra+Extra) | | 1,271,128 | 1,292,400 | 1.7 | - | - |
| 85 | Electrical machinery and equipment and parts thereof; sound recorders and reproducers, television image and sound recorders and reproducers, and parts and accessories of such articles | 277,355 | 290,537 | 4.8 | 100.0 | 100.0 |
| 854231 | Electronic integrated circuits as processors and controllers, whether or not combined with memories, converters, logic circuits, amplifiers, clock and timing circuits, or other circuits | 60,722 | 66,744 | 9.9 | 21.9 | 23.0 |
| 854239 | Electronic integrated circuits (excl. such as processors, controllers, memories and amplifiers) | 45,633 | 45,026 | -1.3 | 16.5 | 15.5 |
| 851712 | Telephones for cellular networks mobile telephones or for other wireless networks | 24,953 | 27,341 | 9.6 | 9.0 | 9.4 |
| 854232 | Electronic integrated circuits as memories | 10,567 | 11,719 | 10.9 | 3.8 | 4.0 |
| 854290 | Parts of electronic integrated circuits and microassemblies, n.e.s. | 10,111 | 9,438 | -6.6 | 3.6 | 3.2 |
| 854140 | Photosensitive semiconductor devices, incl. photovoltaic cells whether or not assembled in modules or made up into panels; light emitting diodes (excl. photovoltaic generators) | 6,198 | 6,980 | 12.6 | 2.2 | 2.4 |
| 851762 | Machines for the reception, conversion and transmission or regeneration of voice, images or other data, incl. switching and routing apparatus (excl. telephone sets, telephones for cellular networks or for other wireless networks) | 6,037 | 6,506 | 7.8 | 2.2 | 2.2 |
| 854430 | Ignition wiring sets and other wiring sets for vehicles, aircraft or ships | 4,765 | 5,247 | 10.1 | 1.7 | 1.8 |
| 854390 | Parts of electrical machines and apparatus, having individual functions, not specified or included elsewhere in chapter 85 | 4,771 | 5,234 | 9.7 | 1.7 | 1.8 |
| 851770 | Parts of telephone sets, telephones for cellular networks or for other wireless networks and of other apparatus for the transmission or reception of voice, images or other data, n.e.s. | 4,588 | 4,594 | 0.1 | 1.7 | 1.6 |
| 853400 | Printed circuits | 4,088 | 4,560 | 11.5 | 1.5 | 1.6 |
| 852872 | Reception apparatus for television, colour, whether or not incorporating radio-broadcast receivers or sound or video recording or reproducing apparatus, designed to incorporate a video display or screen | 4,467 | 4,538 | 1.6 | 1.6 | 1.6 |
| 854190 | Parts of diodes, transistors and similar semiconductor devices; photosensitive semiconductor devices, light emitting diodes and mounted piezoelectric crystals, n.e.s. | 3,059 | 3,877 | 26.8 | 1.1 | 1.3 |
| 853690 | Electrical apparatus for switching electrical circuits, or for making connections to or in electrical circuits, for a voltage <= 1.000 v (excl. fuses, automatic circuit breakers and other apparatus for protecting electrical circuits, relays and oth | 3,783 | 3,817 | 0.9 | 1.4 | 1.3 |
| 854129 | Transistors with a dissipation rate >= 1 w (excl. photosensitive transistors) | 3,784 | 3,789 | 0.1 | 1.4 | 1.3 |
| 852580 | Television cameras, digital cameras and video camera recorders | 4,031 | 3,709 | -8.0 | 1.5 | 1.3 |
| 850440 | Static converters | 3,636 | 3,709 | 2.0 | 1.3 | 1.3 |
| 852990 | Parts suitable for use solely or principally with transmission and reception apparatus for radio-telephony, radio-telegraphy, radio-broadcasting, television, television cameras, still image video cameras and other video camera recorders, radar appa | 3,659 | 3,696 | 1.0 | 1.3 | 1.3 |
| 853710 | Boards, cabinets and similar combinations of apparatus for electric control or the distribution of electricity, for a voltage <= 1.000 v | 3,705 | 3,603 | -2.7 | 1.3 | 1.2 |
| 852329 | Magnetic media for the recording of sound or of other phenomena (excl. cards incorporating a magnetic stripe and goods of chapter 37) | 2,515 | 2,692 | 7.0 | 0.9 | 0.9 |
| 854233 | Electronic integrated circuits as amplifiers | 1,507 | 2,171 | 44.1 | 0.5 | 0.7 |
| 850110 | Motors of an output <= 37,5 w | 2,218 | 2,079 | -6.3 | 0.8 | 0.7 |
| 852721 | Radio-broadcast receivers not capable of operating without an external source of power, of a kind used in motor vehicles, incl. apparatus capable of also receiving radio-telephony or radio-telegraphy, combined with sound recording or reproducing ap | 1,850 | 2,016 | 9.0 | 0.7 | 0.7 |
| 854150 | Semiconductor devices, n.e.s. | 1,962 | 1,823 | -7.1 | 0.7 | 0.6 |
| 854110 | Diodes (excl. photosensitive or light emitting diodes) | 1,644 | 1,452 | -11.7 | 0.6 | 0.5 |
| 852871 | Reception apparatus for television, whether or not incorporating radio-broadcast receivers or sound or video recording or reproducing apparatus, not designed to incorporate a video display or screen | 1,416 | 1,434 | 1.3 | 0.5 | 0.5 |
| 853650 | Switches for a voltage <= 1.000 v (excl. relays and automatic circuit breakers) | 1,224 | 1,308 | 6.9 | 0.4 | 0.5 |
| 852349 | Optical media for the recording of sound or of other phenomena (excl. unrecorded and goods of chapter 37) | 1,440 | 1,298 | -9.9 | 0.5 | 0.4 |
| 852351 | Solid-state, non-volatile data storage devices for recording data from an external source [flash memory cards or flash electronic storage cards] (excl. goods of chapter 37) | 840 | 1,284 | 52.8 | 0.3 | 0.4 |
| 854370 | Electrical machines and apparatus, having individual functions, n.e.s. in chapter 85 | 1,277 | 1,251 | -2.0 | 0.5 | 0.4 |
| TOTAL Top 30 | | 230,452 | 242,934 | 5.4 | 83.1 | 83.6 |
| 853890 | Parts suitable for use solely or principally with the apparatus of heading 8535, 8536 or 8537, n.e.s. (excl. boards, panels, consoles, desks, cabinets and other bases for the goods of heading 8537, not equipped with their apparatus) | 1,385 | 1,233 | -11.0 | 0.5 | 0.4 |
| 854449 | Electric conductors, for a voltage <= 80 v, insulated, not fitted with connectors, n.e.s. | 1,106 | 1,124 | 1.6 | 0.4 | 0.4 |

| Code and label, HS 2-digit level | | 2013 | 2014 | 2013/2014 | 2013 | 2014 |
|----------------------------------|--|----------------------|----------------|-----------------|--------------|--------------|
| | | Value in USD Million | | Growth Rate (%) | Percentage | Share (%) |
| 854160 | Mounted piezoelectric crystals | 1,134 | 1,073 | -5.4 | 0.4 | 0.4 |
| 850450 | Inductors (excl. inductors for discharge lamps or tubes) | 1,269 | 1,061 | -16.4 | 0.5 | 0.4 |
| 852290 | Parts and accessories suitable for use solely or principally with sound reproducing and recording apparatus and with video equipment for recording and reproducing pictures and sound (excl. pick-up devices for grooved recording media) | 1,278 | 1,036 | -18.9 | 0.5 | 0.4 |
| 854121 | Transistors with a dissipation rate < 1 w (excl. photosensitive transistors) | 1,099 | 925 | -15.9 | 0.4 | 0.3 |
| 852190 | Video recording or reproducing apparatus, whether or not incorporating a video tuner (excl. magnetic tape-type and video camera recorders) | 1,134 | 924 | -18.5 | 0.4 | 0.3 |
| 850490 | Parts of electrical transformers and inductors, n.e.s. | 901 | 883 | -2.0 | 0.3 | 0.3 |
| 854890 | Electrical parts of machinery or apparatus, not specified or included elsewhere in chapter 85 | 611 | 875 | 43.2 | 0.2 | 0.3 |
| 851829 | Loudspeakers, without enclosure | 681 | 861 | 26.5 | 0.2 | 0.3 |
| 853229 | Fixed electrical capacitors (excl. tantalum, aluminium electrolytic, ceramic, paper, plastic and power capacitors) | 665 | 780 | 17.3 | 0.2 | 0.3 |
| 851830 | Headphones and earphones, whether or not combined with microphone, and sets consisting of a microphone and one or more loudspeakers (excl. telephone sets, hearing aids and helmets with built-in headphones, whether or not incorporating a microphone) | 880 | 748 | -15.0 | 0.3 | 0.3 |
| 854442 | Electric conductors for a voltage <= 1.000 v, insulated, fitted with connectors, n.e.s. | 613 | 728 | 18.8 | 0.2 | 0.3 |
| 850811 | Vacuum cleaners, incl. dry cleaners and wet vacuum cleaners, with self-contained electric motor, power <= 1 500 w and having a dust bag or other receptacle capacity <= 20 l | 583 | 722 | 23.8 | 0.2 | 0.2 |
| 853222 | Fixed electrical capacitors, aluminium electrolytic (excl. power capacitors) | 640 | 718 | 12.3 | 0.2 | 0.2 |
| 853224 | Fixed electrical capacitors, ceramic dielectric, multilayer (excl. power capacitors) | 731 | 700 | -4.2 | 0.3 | 0.2 |
| 850650 | Lithium cells and batteries (excl. spent) | 510 | 688 | 35.0 | 0.2 | 0.2 |
| 852352 | Cards incorporating one or more electronic integrated circuits smart cards | 961 | 675 | -29.8 | 0.3 | 0.2 |
| 850760 | Lithium-ion accumulators (excl. spent) | 556 | 659 | 18.6 | 0.2 | 0.2 |
| 851650 | Microwave ovens | 677 | 653 | -3.6 | 0.2 | 0.2 |
| TOTAL Top 50 | | 247,865 | 260,001 | 4.9 | 89.4 | 89.5 |
| OTHERS | | 29,490 | 30,536 | 3.5 | 10.6 | 10.5 |
| 27 | Mineral fuels, mineral oils and products of their distillation; bituminous substances; mineral waxes | 220,166 | 207,331 | -5.8 | 100.0 | 100.0 |
| 271019 | Medium oils and preparations, of petroleum or bituminous minerals, n.e.s. | 68,950 | 64,079 | -7.1 | 31.3 | 30.9 |
| 271111 | Natural gas, liquefied | 37,750 | 38,099 | 0.9 | 17.1 | 18.4 |
| 271012 | Light oils and preparations, of petroleum or bituminous minerals which >= 90% by volume incl. losses distil at 210°C astm d 86 method (excl. containing biodiesel) | 33,595 | 32,962 | -1.9 | 15.3 | 15.9 |
| 270900 | Petroleum oils and oils obtained from bituminous minerals, crude | 34,550 | 31,807 | -7.9 | 15.7 | 15.3 |
| 270119 | Coal, whether or not pulverised, non-agglomerated (excl. anthracite and bituminous coal) | 10,715 | 9,648 | -10.0 | 4.9 | 4.7 |
| 270112 | Bituminous coal, whether or not pulverised, non-agglomerated | 12,307 | 9,409 | -23.5 | 5.6 | 4.5 |
| 271121 | Natural gas in gaseous state | 8,839 | 8,090 | -8.5 | 4.0 | 3.9 |
| 271390 | Residues of petroleum oil or of oil obtained from bituminous minerals (excl. petroleum coke and petroleum bitumen) | 2,837 | 2,341 | -17.5 | 1.3 | 1.1 |
| 270210 | Lignite, whether or not pulverised, non-agglomerated (excl. jet) | 1,748 | 2,128 | 21.8 | 0.8 | 1.0 |
| 271320 | Petroleum bitumen | 1,915 | 2,063 | 7.7 | 0.9 | 1.0 |
| TOTAL Top 10 | | 213,206 | 200,627 | -5.9 | 96.8 | 96.8 |
| OTHERS | | 6,960 | 6,704 | -3.7 | 3.2 | 3.2 |
| 84 | Nuclear reactors, boilers, machinery and mechanical appliances; parts thereof | 138,495 | 139,844 | 1.0 | 100.0 | 100.0 |
| 847170 | Storage units for digital automatic data-processing machines | 22,444 | 22,896 | 2.0 | 16.2 | 16.4 |
| 847330 | Parts and accessories of automatic data-processing machines or for other machines of heading 8471, n.e.s. | 16,931 | 14,623 | -13.6 | 12.2 | 10.5 |
| 844399 | Parts and accessories of printers, copying machines and facsimile machines, n.e.s. (excl. of printing machinery used for printing by means of plates, cylinders and other printing components of heading 8442) | 6,920 | 7,712 | 11.4 | 5.0 | 5.5 |
| 847130 | Data-processing machines, automatic, digital, portable, weighing <= 10 kg, consisting of at least a central processing unit, a keyboard and a display (excl. peripheral units) | 5,056 | 4,975 | -1.6 | 3.7 | 3.6 |
| 843143 | Parts for boring or sinking machinery of subheading 8430.41 or 8430.49, n.e.s. | 5,089 | 4,530 | -11.0 | 3.7 | 3.2 |
| 844331 | Machines which perform two or more of the functions of printing, copying or facsimile transmission, capable of connecting to an automatic data processing machine or to a network | 3,674 | 4,465 | 21.5 | 2.7 | 3.2 |
| 841510 | Window or wall air conditioning machines, self-contained or split-system | 3,545 | 3,574 | 0.8 | 2.6 | 2.6 |

| Code and label, HS 2-digit level | 2013 | 2014 | 2013/2014 | 2013 | 2014 | |
|----------------------------------|---|--------|-----------------|------------|-----------|------|
| | Value in USD Million | | Growth Rate (%) | Percentage | Share (%) | |
| 847150 | Processing units for automatic data-processing machines, digital, whether or not containing in the same housing one or two of the following types of unit: storage units, input units, output units (excl. those of heading 8471.41 or 8471.49 and excl. | 3,104 | 3,457 | 11.4 | 2.2 | 2.5 |
| 847180 | Units for digital automatic data-processing machines (excl. processing units, input or output units and storage units) | 3,414 | 3,166 | -7.3 | 2.5 | 2.3 |
| 844332 | Machines which only perform one of the functions of printing, copying or facsimile transmission, capable of connecting to an automatic data processing machine or to a network | 3,047 | 2,915 | -4.3 | 2.2 | 2.1 |
| 847990 | Parts of machines and mechanical appliances, n.e.s. | 2,308 | 2,078 | -9.9 | 1.7 | 1.5 |
| 841191 | Parts of turbojets or turbopropellers, n.e.s. | 2,048 | 1,970 | -3.8 | 1.5 | 1.4 |
| 848640 | Machines and apparatus specified in note 9 (c) to chapter 84 | 1,181 | 1,765 | 49.4 | 0.9 | 1.3 |
| 841430 | Compressors for refrigerating equipment | 1,718 | 1,748 | 1.7 | 1.2 | 1.3 |
| 847989 | Machines and mechanical appliances, n.e.s. | 1,201 | 1,714 | 42.7 | 0.9 | 1.2 |
| 848180 | Appliances for pipes, boiler shells, tanks, vats or the like (excl. pressure-reducing valves, valves for the control of pneumatic power transmission, check non-return valves and safety or relief valves) | 1,292 | 1,576 | 22.0 | 0.9 | 1.1 |
| 848210 | Ball bearings | 1,297 | 1,460 | 12.6 | 0.9 | 1.0 |
| 843149 | Parts of machinery of heading 8426, 8429 and 8430, n.e.s. | 1,494 | 1,427 | -4.5 | 1.1 | 1.0 |
| 848620 | Machines and apparatus for the manufacture of semiconductor devices or of electronic integrated circuits | 985 | 1,382 | 40.3 | 0.7 | 1.0 |
| 847190 | Magnetic or optical readers, machines for transcribing data onto data media in coded form and machines for processing such data, n.e.s. | 1,357 | 1,371 | 1.0 | 1.0 | 1.0 |
| 840999 | Parts suitable for use solely or principally with compression-ignition internal combustion piston engine, n.e.s. | 1,478 | 1,355 | -8.3 | 1.1 | 1.0 |
| 840991 | Parts suitable for use solely or principally with spark-ignition internal combustion piston engine, n.e.s. | 1,573 | 1,230 | -21.8 | 1.1 | 0.9 |
| 841810 | Combined refrigerator-freezers, with separate external doors | 1,109 | 1,127 | 1.6 | 0.8 | 0.8 |
| 841199 | Parts of gas turbines, n.e.s. | 919 | 1,123 | 22.1 | 0.7 | 0.8 |
| 848690 | Parts and accessories for machines and apparatus of a kind used solely or principally for the manufacture of semiconductor boules or wafers, semiconductor devices, electronic integrated circuits or flat panel displays, and for machines and apparatus | 1,445 | 1,077 | -25.4 | 1.0 | 0.8 |
| 840820 | Compression-ignition internal combustion piston engine diesel or semi-diesel engines, for the propulsion of vehicles of chapter 87 | 995 | 1,044 | 5.0 | 0.7 | 0.7 |
| 841480 | Air pumps, air or other gas compressors and ventilating or recycling hoods incorporating a fan, whether or not fitted with filters, having a maximum horizontal side > 120 cm (excl. vacuum pumps, hand- or foot-operated air pumps, compressors for ref | 876 | 958 | 9.4 | 0.6 | 0.7 |
| 841590 | Parts of air conditioning machines, comprising a motor-driven fan and elements for changing the temperature and humidity, n.e.s. | 951 | 941 | -1.1 | 0.7 | 0.7 |
| 840710 | Spark-ignition reciprocating or rotary internal combustion piston engine, for aircraft | 1,032 | 923 | -10.5 | 0.7 | 0.7 |
| 847141 | Data-processing machines, automatic, digital, comprising in the same housing at least a central processing unit, and one input unit and one output unit, whether or not combined (excl. portable weighing <= 10 kg and excl. those presented in the form | 834 | 915 | 9.7 | 0.6 | 0.7 |
| TOTAL Top 30 | | 99,315 | 99,497 | 0.2 | 71.7 | 71.1 |
| 841583 | Air conditioning machines comprising a motor-driven fan, not incorporating a refrigerating unit but incorporating elements for changing the temperature and humidity (excl. of a kind used for persons in motor vehicles, and self-contained or split-sy | 784 | 896 | 14.3 | 0.6 | 0.6 |
| 841490 | Parts of : air or vacuum pumps, air or other gas compressors, fans and ventilating or recycling hoods incorporating a fan, n.e.s. | 831 | 881 | 6.0 | 0.6 | 0.6 |
| 847160 | Input or output units for digital automatic data-processing machines, whether or not containing storage units in the same housing | 971 | 861 | -11.3 | 0.7 | 0.6 |
| 844339 | Machines which only perform one of the functions of printing, copying or facsimile transmission (excl. those capable of connecting to an automatic data processing machine or to a network) | 750 | 783 | 4.4 | 0.5 | 0.6 |
| 848190 | Parts of valves and similar articles for pipes, boiler shells, tanks, vats or the like, n.e.s. | 696 | 776 | 11.5 | 0.5 | 0.6 |
| 841821 | Household refrigerators, compression-type | 787 | 764 | -2.9 | 0.6 | 0.5 |
| 842199 | Parts of machinery and apparatus for filtering or purifying liquids or gases, n.e.s. | 576 | 714 | 23.9 | 0.4 | 0.5 |
| 842952 | Self-propelled mechanical shovels, excavators and shovel loaders, with a 360° revolving superstructure | 770 | 686 | -10.9 | 0.6 | 0.5 |
| 841989 | Machinery, plant or laboratory equipment, whether or not electrically heated, for the treatment of materials by a process involving a change of temperature such as heating, cooking, roasting, sterilising, pasteurising, steaming, evaporating, vapori | 424 | 685 | 61.8 | 0.3 | 0.5 |
| 840734 | Spark-ignition reciprocating piston engine, of a kind used for vehicles of chapter 87, of a cylinder capacity > 1.000 cm ³ | 639 | 654 | 2.4 | 0.5 | 0.5 |
| 841112 | Turbojets of a thrust > 25 kn | 455 | 584 | 28.3 | 0.3 | 0.4 |
| 841182 | Gas turbines of a power > 5.000 kw (excl. turbojets and turbopropellers) | 322 | 540 | 68.0 | 0.2 | 0.4 |
| 841581 | Air conditioning machines incorporating a refrigerating unit and a valve for reversal of the cooling-heat cycle reversible heat pumps (excl. of a kind used for persons in motor vehicles and self-contained or split-system window or wall air conditio | 431 | 501 | 16.0 | 0.3 | 0.4 |
| 842139 | Machinery and apparatus for filtering or purifying gases (excl. isotope separators and intake air filters for internal combustion engines) | 411 | 473 | 15.0 | 0.3 | 0.3 |

| Code and label, HS 2-digit level | | 2013 | 2014 | 2013/2014 | 2013 | 2014 |
|----------------------------------|--|----------------------|---------------|-----------------|--------------|--------------|
| | | Value in USD Million | | Growth Rate (%) | Percentage | Share (%) |
| 840910 | Parts suitable for use solely or principally with internal combustion piston engine for aircraft, n.e.s. | 402 | 469 | 16.6 | 0.3 | 0.3 |
| 845011 | Fully-automatic household or laundry-type washing machines, of a dry linen capacity <= 6 kg | 472 | 461 | -2.3 | 0.3 | 0.3 |
| 841391 | Parts of pumps for liquids, n.e.s. | 415 | 448 | 7.9 | 0.3 | 0.3 |
| 841899 | Parts of refrigerating or freezing equipment and heat pumps, n.e.s. | 418 | 438 | 4.9 | 0.3 | 0.3 |
| 841459 | Fans (excl. table, floor, wall, window, ceiling or roof fans, with a self-contained electric motor of an output <= 125 w) | 384 | 438 | 14.2 | 0.3 | 0.3 |
| 841330 | Fuel, lubricating or cooling medium pumps for internal combustion piston engine | 385 | 438 | 13.6 | 0.3 | 0.3 |
| TOTAL Top 50 | | 110,637 | 111,986 | 1.2 | 79.9 | 80.1 |
| OTHERS | | 27,858 | 27,858 | 0.0 | 20.1 | 19.9 |
| 39 | Plastics and articles thereof | 39,567 | 43,377 | 9.6 | 100.0 | 100.0 |
| 390190 | Polymers of ethylene, in primary forms (excl. polyethylene and ethylene-vinyl acetate copolymers) | 2,551 | 4,053 | 58.8 | 6.4 | 9.3 |
| 390110 | Polyethylene with a specific gravity of < 0.94, in primary forms | 3,362 | 3,539 | 5.3 | 8.5 | 8.2 |
| 390120 | Polyethylene with a specific gravity of >= 0.94, in primary forms | 3,327 | 3,499 | 5.2 | 8.4 | 8.1 |
| 390210 | Polypropylene, in primary forms | 2,441 | 2,791 | 14.3 | 6.2 | 6.4 |
| 390230 | Propylene copolymers, in primary forms | 2,355 | 2,745 | 16.6 | 6.0 | 6.3 |
| 392690 | Articles of plastics and articles of other materials of heading 3901 to 3914, n.e.s | 2,591 | 2,674 | 3.2 | 6.5 | 6.2 |
| 392321 | Sacks and bags, incl. cones, of polymers of ethylene | 1,801 | 1,902 | 5.6 | 4.6 | 4.4 |
| 390740 | Polycarbonates, in primary forms | 1,702 | 1,819 | 6.9 | 4.3 | 4.2 |
| 390760 | Polyethylene terephthalate, in primary forms | 1,163 | 1,178 | 1.3 | 2.9 | 2.7 |
| 392010 | Plates, sheets, film, foil and strip, of non-cellular plastics, not reinforced, laminated, supported or similarly combined with other materials, without backing, unworked or merely surface-worked or merely cut into squares or rectangles (excl. self | 943 | 1,031 | 9.4 | 2.4 | 2.4 |
| 390720 | Polyethers, in primary forms (excl. polyacetals) | 774 | 978 | 26.4 | 2.0 | 2.3 |
| 390690 | Acrylic polymers, in primary forms (excl. polymethyl methacrylate) | 882 | 978 | 10.9 | 2.2 | 2.3 |
| 391990 | Self-adhesive plates, sheets, film, foil, tape, strip and other flat shapes, of plastics, whether or not in rolls > 20 cm wide (excl. floor, wall and ceiling coverings of heading 3918) | 691 | 702 | 1.7 | 1.7 | 1.6 |
| 390319 | Polystyrene, in primary forms (excl. expansible) | 852 | 699 | -18.0 | 2.2 | 1.6 |
| 390330 | Acrylonitrile-butadiene-styrene copolymers abs, in primary forms | 611 | 602 | -1.5 | 1.5 | 1.4 |
| 392329 | Sacks and bags, incl. cones, of plastics (excl. those of polymers of ethylene) | 538 | 587 | 9.1 | 1.4 | 1.4 |
| 392190 | Plates, sheets, film, foil and strip, of plastics, reinforced, laminated, supported or similarly combined with other materials, unworked or merely surface-worked or merely cut into squares or rectangles (excl. of cellular plastic; self-adhesive pro | 507 | 582 | 14.9 | 1.3 | 1.3 |
| 392020 | Plates, sheets, film, foil and strip, of non-cellular polymers of ethylene, not reinforced, laminated, supported or similarly combined with other materials, without backing, unworked or merely surface-worked or merely cut into squares or rectangles | 618 | 579 | -6.3 | 1.6 | 1.3 |
| 390810 | Polyamides-6, -11, -12, -6.6, -6.9, -6.10 or -6.12, in primary forms | 592 | 579 | -2.2 | 1.5 | 1.3 |
| 391590 | Waste, parings and scrap of plastics (excl. that of polymers of ethylene, styrene and vinyl chloride) | 662 | 577 | -12.8 | 1.7 | 1.3 |
| 390730 | Epoxide resins, in primary forms | 601 | 546 | -9.2 | 1.5 | 1.3 |
| 392390 | Articles for the conveyance or packaging of goods, of plastics (excl. boxes, cases, crates and similar articles; sacks and bags, incl. cones; carboys, bottles, flasks and similar articles; sppols, spindles, bobbins and similar supports; stoppers, l | 546 | 529 | -3.1 | 1.4 | 1.2 |
| 390799 | Saturated polyesters in primary forms (excl. polycarbonates, alkyl resins and polyethylene terephthalate) | 486 | 526 | 8.3 | 1.2 | 1.2 |
| 392310 | Boxes, cases, crates and similar articles for the conveyance or packaging of goods, of plastics | 437 | 486 | 11.2 | 1.1 | 1.1 |
| 390410 | Polyvinyl chloride, in primary forms, not mixed with any other substances | 516 | 479 | -7.3 | 1.3 | 1.1 |
| 392062 | Plates, sheets, film, foil and strip, of non-cellular polyethylene terephthalate, not reinforced, laminated, supported or similarly combined with other materials, without backing, unworked or merely surface-worked or merely cut into squares or rect | 440 | 458 | 4.0 | 1.1 | 1.1 |
| 390390 | Polymers of styrene, in primary forms (excl. polystyrene, styrene-acrylonitrile copolymers san and acrylonitrile-butadiene-styrene abs) | 303 | 446 | 47.4 | 0.8 | 1.0 |
| 390130 | Ethylene-vinyl acetate copolymers, in primary forms | 329 | 376 | 14.4 | 0.8 | 0.9 |
| 392410 | Tableware and kitchenware, of plastics | 313 | 339 | 8.3 | 0.8 | 0.8 |
| 391000 | Silicones in primary forms | 356 | 309 | -13.3 | 0.9 | 0.7 |
| TOTAL Top 30 | | 33,290 | 36,590 | 9.9 | 84.1 | 84.4 |
| OTHERS | | 6,277 | 6,787 | 8.1 | 15.9 | 15.6 |

| Code and label, HS 2-digit level | | 2013 | 2014 | 2013/2014 | 2013 | 2014 |
|----------------------------------|--|----------------------|---------------|-----------------|--------------|--------------|
| | | Value in USD Million | | Growth Rate (%) | Percentage | Share (%) |
| 87 | Vehicles other than railway or tramway rolling stock, and parts and accessories thereof | 40,412 | 41,009 | 1.5 | 100.0 | 100.0 |
| 870421 | Motor vehicles for the transport of goods, with compression-ignition internal combustion piston engine diesel or semi-diesel of a gross vehicle weight <= 5 t (excl. dumpers for off-highway use of subheading 8704.10 and special purpose motor vehicle) | 7,585 | 7,613 | 0.4 | 18.8 | 18.6 |
| 870899 | Parts and accessories, for tractors, motor vehicles for the transport of ten or more persons, motor cars and other motor vehicles principally designed for the transport of persons, motor vehicles for the transport of goods and special purpose motor | 4,856 | 4,532 | -6.7 | 12.0 | 11.1 |
| 870322 | Motor cars and other motor vehicles principally designed for the transport of persons, incl. station wagons and racing cars, with spark-ignition internal combustion reciprocating piston engine of a cylinder capacity > 1.000 cm ³ but <= 1.500 cm ³ (ex | 3,196 | 3,980 | 24.6 | 7.9 | 9.7 |
| 870323 | Motor cars and other motor vehicles principally designed for the transport of persons, incl. station wagons and racing cars, with spark-ignition internal combustion reciprocating piston engine of a cylinder capacity > 1.500 cm ³ but <= 3.000 cm ³ (ex | 3,654 | 3,060 | -16.3 | 9.0 | 7.5 |
| 870431 | Motor vehicles for the transport of goods, with spark-ignition internal combustion piston engine, of a gross vehicle weight <= 5 t (excl. dumpers for off-highway use of subheading 8704.10 and special purpose motor vehicles of heading 8705) | 3,128 | 2,808 | -10.2 | 7.7 | 6.8 |
| 870840 | Gear boxes for tractors, motor vehicles for the transport of ten or more persons, motor cars and other motor vehicles principally designed for the transport of persons, motor vehicles for the transport of goods and special purpose motor vehicles | 1,585 | 2,404 | 51.7 | 3.9 | 5.9 |
| 870829 | Parts and accessories of bodies for tractors, motor vehicles for the transport of ten or more persons, motor cars and other motor vehicles principally designed for the transport of persons, motor vehicles for the transport of goods and special purp | 1,791 | 1,942 | 8.5 | 4.4 | 4.7 |
| 870332 | Motor cars and other motor vehicles principally designed for the transport of persons, incl. station wagons and racing cars, with compression-ignition internal combustion piston engine diesel or semi-diesel of a cylinder capacity > 1.500 cm ³ but <= | 1,329 | 1,385 | 4.2 | 3.3 | 3.4 |
| 871410 | Parts and accessories of motorcycles, incl. mopeds, n.e.s. | 1,219 | 1,179 | -3.3 | 3.0 | 2.9 |
| 871120 | Motorcycles, incl. mopeds, with reciprocating internal combustion piston engine of a cylinder capacity > 50 cm ³ but <= 250 cm ³ | 1,059 | 1,091 | 3.0 | 2.6 | 2.7 |
| 870894 | Steering wheels, steering columns and steering boxes, for tractors, motor vehicles for the transport of ten or more persons, motor cars and other motor vehicles principally designed for the transport of persons, motor vehicles for the transport of | 820 | 893 | 8.9 | 2.0 | 2.2 |
| 870870 | Road wheels and parts and accessories thereof, for tractors, motor vehicles for the transport of ten or more persons, motor cars and other motor vehicles principally designed for the transport of persons, motor vehicles for the transport of goods a | 662 | 721 | 8.9 | 1.6 | 1.8 |
| 870333 | Motor cars and other motor vehicles principally designed for the transport of persons, incl. station wagons and racing cars, with compression-ignition internal combustion piston engine diesel or semi-diesel of a cylinder capacity > 2.500 cm ³ (excl. | 576 | 652 | 13.1 | 1.4 | 1.6 |
| 870830 | Brakes and servo-brakes and their parts, for tractors, motor vehicles for the transport of ten or more persons, motor cars and other motor vehicles principally designed for the transport of persons, motor vehicles for the transport of goods and spe | 796 | 641 | -19.5 | 2.0 | 1.6 |
| 871499 | Parts and accessories, for bicycles, n.e.s. | 807 | 603 | -25.3 | 2.0 | 1.5 |
| 870895 | Safety airbags with inflator system and parts thereof, for tractors, motor vehicles for the transport of ten or more persons, motor cars and other motor vehicles principally designed for the transport of persons, motor vehicles for the transport of | 632 | 556 | -12.1 | 1.6 | 1.4 |
| 870850 | Drive-axles with differential, whether or not provided with other transmission components, for motor vehicles | 485 | 490 | 1.0 | 1.2 | 1.2 |
| 870810 | Bumpers and parts thereof for tractors, motor vehicles for the transport of ten or more persons, motor cars and other motor vehicles principally designed for the transport of persons, motor vehicles for the transport of goods and special purpose mo | 510 | 474 | -7.0 | 1.3 | 1.2 |
| 870324 | Motor cars and other motor vehicles principally designed for the transport of persons, incl. station wagons and racing cars, with spark-ignition internal combustion reciprocating piston engine of a cylinder capacity > 3.000 cm ³ (excl. vehicles for | 532 | 463 | -12.9 | 1.3 | 1.1 |
| 871494 | Brakes, incl. coaster braking hubs and hub brakes, and parts thereof, for bicycles | 292 | 452 | 54.6 | 0.7 | 1.1 |
| 871496 | Pedals and crank-gear, and parts thereof, for bicycles, n.e.s. | 342 | 380 | 11.2 | 0.8 | 0.9 |
| 870891 | Radiators for tractors, motor vehicles for the transport of ten or more persons, motor cars and other motor vehicles principally designed for the transport of persons, motor vehicles for the transport of goods and special purpose motor vehicles | 284 | 347 | 22.4 | 0.7 | 0.8 |
| 871140 | Motorcycles, incl. mopeds, with reciprocating internal combustion piston engine of a cylinder capacity > 500 cm ³ but <= 800 cm ³ | 499 | 338 | -32.2 | 1.2 | 0.8 |
| 870893 | Clutches and parts thereof, for tractors, motor vehicles for the transport of ten or more persons, motor cars and other motor vehicles principally designed for the transport of persons, motor vehicles for the transport of goods and special purpose | 297 | 325 | 9.5 | 0.7 | 0.8 |
| 871493 | Hubs (other than coaster braking hubs) and hub brakes, and free-wheel sprocket-wheels, for bicycles | 225 | 310 | 38.0 | 0.6 | 0.8 |
| 871150 | Motorcycles, incl. mopeds, with reciprocating internal combustion piston engine of a cylinder capacity > 800 cm ³ | 164 | 282 | 71.9 | 0.4 | 0.7 |
| 870321 | Motor cars and other motor vehicles principally designed for the transport of persons, incl. station wagons and racing cars, with spark-ignition internal combustion reciprocating piston engine of a cylinder capacity <= 1.000 cm ³ (excl. vehicles for | 148 | 259 | 75.2 | 0.4 | 0.6 |
| 871200 | Bicycles and other cycles, incl. delivery tricycles, not motorised | 599 | 232 | -61.2 | 1.5 | 0.6 |
| 870410 | Dumpers for off-highway use | 182 | 212 | 16.4 | 0.5 | 0.5 |
| 870880 | Suspension shock-absorbers for tractors, motor vehicles for the transport of ten or more persons, motor cars and other motor vehicles principally designed for the transport of persons, motor vehicles for the transport of goods and special purpose m | 199 | 200 | 0.4 | 0.5 | 0.5 |
| TOTAL Top 30 | | 38,451 | 38,825 | 1.0 | 95.1 | 94.7 |
| OTHERS | | 1,962 | 2,184 | 11.3 | 4.9 | 5.3 |

TABLE 4B.2
TOP 50 HS 6-DIGIT LEVEL PRODUCTS OF THE ASEAN IMPORTS TOP 5 HS 2-DIGIT LEVEL PRODUCT GROUPS
(Products sorted on the basis of 2014 imports values)

| Code and label, HS 2-digit level | | 2013 | 2014 | 2013/2014 | 2013 | 2014 |
|-----------------------------------|--|----------------------|----------------|-----------------|----------------------|--------------|
| | | Value in USD Million | | Growth Rate (%) | Percentage Share (%) | |
| TOTAL ASEAN IMPORTS (Intra+Extra) | | 1,240,388 | 1,236,216 | -0.3 | - | - |
| 27 | Mineral fuels, mineral oils and products of their distillation; bituminous substances; mineral waxes | 273,822 | 268,415 | -2.0 | 100.0 | 100.0 |
| 270900 | Petroleum oils and oils obtained from bituminous minerals, crude | 101,455 | 95,211 | -6.2 | 37.1 | 35.5 |
| 271019 | Medium oils and preparations, of petroleum or bituminous minerals, n.e.s. | 89,647 | 88,222 | -1.6 | 32.7 | 32.9 |
| 271012 | Light oils and preparations, of petroleum or bituminous minerals which >= 90% by volume incl. losses distil at 210°C astm d 86 method (excl. containing biodiesel) | 54,034 | 55,874 | 3.4 | 19.7 | 20.8 |
| 271121 | Natural gas in gaseous state | 9,984 | 9,185 | -8.0 | 3.6 | 3.4 |
| 271111 | Natural gas, liquefied | 2,222 | 3,875 | 74.4 | 0.8 | 1.4 |
| 270119 | Coal, whether or not pulverised, non-agglomerated (excl. anthracite and bituminous coal) | 3,245 | 2,918 | -10.1 | 1.2 | 1.1 |
| 271113 | Butanes, liquefied (excl. of a purity of >= 95% of n-butane or isobutane) | 3,124 | 2,887 | -7.6 | 1.1 | 1.1 |
| 271112 | Propane, liquefied | 2,709 | 2,632 | -2.8 | 1.0 | 1.0 |
| 271119 | Gaseous hydrocarbons, liquefied, n.e.s. (excl. natural gas, propane, butane, ethylene, propylene, butylene and butadiene) | 1,635 | 1,443 | -11.7 | 0.6 | 0.5 |
| 270112 | Bituminous coal, whether or not pulverised, non-agglomerated | 981 | 1,413 | 44.0 | 0.4 | 0.5 |
| TOTAL Top 10 | | 269,036 | 263,661 | -2.0 | 98.3 | 98.2 |
| OTHERS | | 4,786 | 4,754 | -0.7 | 1.7 | 1.8 |
| 85 | Electrical machinery and equipment and parts thereof; sound recorders and reproducers, television image and sound recorders and reproducers, and parts and accessories of such articles | 249,187 | 248,024 | -0.5 | 100.0 | 100.0 |
| 854239 | Electronic integrated circuits (excl. such as processors, controllers, memories and amplifiers) | 53,042 | 50,789 | -4.2 | 21.3 | 20.5 |
| 854231 | Electronic integrated circuits as processors and controllers, whether or not combined with memories, converters, logic circuits, amplifiers, clock and timing circuits, or other circuits | 34,216 | 35,254 | 3.0 | 13.7 | 14.2 |
| 854290 | Parts of electronic integrated circuits and microassemblies, n.e.s. | 24,815 | 24,240 | -2.3 | 10.0 | 9.8 |
| 851712 | Telephones for cellular networks mobile telephones or for other wireless networks | 15,990 | 15,779 | -1.3 | 6.4 | 6.4 |
| 851770 | Parts of telephone sets, telephones for cellular networks or for other wireless networks and of other apparatus for the transmission or reception of voice, images or other data, n.e.s. | 10,046 | 9,680 | -3.6 | 4.0 | 3.9 |
| 852990 | Parts suitable for use solely or principally with transmission and reception apparatus for radio-telephony, radio-telegraphy, radio-broadcasting, television, television cameras, still image video cameras and other video camera recorders, radar appa | 6,278 | 6,339 | 1.0 | 2.5 | 2.6 |
| 854232 | Electronic integrated circuits as memories | 4,717 | 5,865 | 24.3 | 1.9 | 2.4 |
| 853400 | Printed circuits | 5,813 | 5,747 | -1.1 | 2.3 | 2.3 |
| 851762 | Machines for the reception, conversion and transmission or regeneration of voice, images or other data, incl. switching and routing apparatus (excl. telephone sets, telephones for cellular networks or for other wireless networks) | 5,379 | 5,624 | 4.6 | 2.2 | 2.3 |
| 853690 | Electrical apparatus for switching electrical circuits, or for making connections to or in electrical circuits, for a voltage <= 1,000 v (excl. fuses, automatic circuit breakers and other apparatus for protecting electrical circuits, relays and oth | 4,765 | 4,783 | 0.4 | 1.9 | 1.9 |
| 854140 | Photosensitive semiconductor devices, incl. photovoltaic cells whether or not assembled in modules or made up into panels; light emitting diodes (excl. photovoltaic generators) | 2,975 | 3,294 | 10.7 | 1.2 | 1.3 |
| 853710 | Boards, cabinets and similar combinations of apparatus for electric control or the distribution of electricity, for a voltage <= 1,000 v | 3,145 | 3,133 | -0.4 | 1.3 | 1.3 |
| 854129 | Transistors with a dissipation rate >= 1 w (excl. photosensitive transistors) | 2,669 | 2,768 | 3.7 | 1.1 | 1.1 |
| 854190 | Parts of diodes, transistors and similar semiconductor devices; photosensitive semiconductor devices, light emitting diodes and mounted piezoelectric crystals, n.e.s. | 2,410 | 2,736 | 13.5 | 1.0 | 1.1 |
| 850440 | Static converters | 2,585 | 2,713 | 5.0 | 1.0 | 1.1 |
| 852580 | Television cameras, digital cameras and video camera recorders | 2,777 | 2,603 | -6.2 | 1.1 | 1.0 |
| 854370 | Electrical machines and apparatus, having individual functions, n.e.s. in chapter 85 | 2,956 | 2,136 | -27.7 | 1.2 | 0.9 |
| 853890 | Parts suitable for use solely or principally with the apparatus of heading 8535, 8536 or 8537, n.e.s. (excl. boards, panels, consoles, desks, cabinets and other bases for the goods of heading 8537, not equipped with their apparatus) | 1,810 | 1,926 | 6.4 | 0.7 | 0.8 |
| 854449 | Electric conductors, for a voltage <= 80 v, insulated, not fitted with connectors, n.e.s. | 1,577 | 1,536 | -2.6 | 0.6 | 0.6 |
| 853120 | Indicator panels with liquid crystal devices [lcd] or light emitting diodes [led] (excl. those for cycles, motor vehicles and traffic signalling) | 2,154 | 1,518 | -29.5 | 0.9 | 0.6 |
| 852329 | Magnetic media for the recording of sound or of other phenomena (excl. cards incorporating a magnetic stripe and goods of chapter 37) | 1,511 | 1,469 | -2.8 | 0.6 | 0.6 |
| 854110 | Diodes (excl. photosensitive or light emitting diodes) | 1,528 | 1,432 | -6.3 | 0.6 | 0.6 |

| Code and label, HS 2-digit level | | 2013 | 2014 | 2013/2014 | 2013 | 2014 |
|----------------------------------|---|----------------------|----------------|-----------------|--------------|--------------|
| | | Value in USD Million | | Growth Rate (%) | Percentage | Share (%) |
| 852872 | Reception apparatus for television, colour, whether or not incorporating radio-broadcast receivers or sound or video recording or reproducing apparatus, designed to incorporate a video display or screen | 1,512 | 1,408 | -6.9 | 0.6 | 0.6 |
| 854390 | Parts of electrical machines and apparatus, having individual functions, not specified or included elsewhere in chapter 85 | 1,391 | 1,365 | -1.9 | 0.6 | 0.6 |
| 850239 | Generating sets (excl. wind-powered and powered by spark-ignition internal combustion piston engine) | 650 | 1,306 | 100.9 | 0.3 | 0.5 |
| 850110 | Motors of an output <= 37,5 w | 1,405 | 1,306 | -7.1 | 0.6 | 0.5 |
| 850450 | Inductors (excl. inductors for discharge lamps or tubes) | 1,257 | 1,222 | -2.8 | 0.5 | 0.5 |
| 854442 | Electric conductors for a voltage <= 1.000 v, insulated, fitted with connectors, n.e.s. | 1,143 | 1,207 | 5.6 | 0.5 | 0.5 |
| 853650 | Switches for a voltage <= 1.000 v (excl. relays and automatic circuit breakers) | 1,143 | 1,165 | 1.9 | 0.5 | 0.5 |
| 851761 | Base stations of apparatus for the transmission or reception of voice, images or other data | 708 | 1,132 | 59.9 | 0.3 | 0.5 |
| TOTAL Top 30 | | 202,369 | 201,476 | -0.4 | 81.2 | 81.2 |
| 853720 | Boards, cabinets and similar combinations of apparatus for electric control or the distribution of electricity, for a voltage > 1.000 v | 1,184 | 1,075 | -9.3 | 0.5 | 0.4 |
| 850300 | Parts suitable for use solely or principally with electric motors and generators, electric generating sets and rotary converters, n.e.s. | 1,148 | 1,031 | -10.2 | 0.5 | 0.4 |
| 854150 | Semiconductor devices, n.e.s. | 1,079 | 976 | -9.5 | 0.4 | 0.4 |
| 850213 | Generating sets with compression-ignition internal combustion piston engine diesel or semi-diesel engines of an output > 375 kva | 768 | 966 | 25.9 | 0.3 | 0.4 |
| 853224 | Fixed electrical capacitors, ceramic dielectric, multilayer (excl. power capacitors) | 978 | 964 | -1.5 | 0.4 | 0.4 |
| 853669 | Plugs and sockets for a voltage <= 1.000 v (excl. lamp holders) | 907 | 909 | 0.3 | 0.4 | 0.4 |
| 854420 | Coaxial cable and other coaxial electric conductors, insulated | 881 | 876 | -0.6 | 0.4 | 0.4 |
| 850760 | Lithium-ion accumulators (excl. spent) | 428 | 859 | 100.6 | 0.2 | 0.3 |
| 854470 | Optical fibre cables made up of individually sheathed fibres, whether or not containing electric conductors or fitted with connectors | 723 | 830 | 14.9 | 0.3 | 0.3 |
| 852341 | Optical media for the recording of sound or of other phenomena, unrecorded (excl. goods of chapter 37) | 794 | 754 | -5.0 | 0.3 | 0.3 |
| 850131 | Dc motors of an output > 37,5 w but <= 750 w and dc generators of an output <= 750 w | 511 | 741 | 44.9 | 0.2 | 0.3 |
| 852290 | Parts and accessories suitable for use solely or principally with sound reproducing and recording apparatus and with video equipment for recording and reproducing pictures and sound (excl. pick-up devices for grooved recording media) | 760 | 731 | -3.8 | 0.3 | 0.3 |
| 851890 | Parts of microphones, loudspeakers, headphones and earphones, earphones, audio-frequency electric amplifiers or electric sound amplifier sets, n.e.s. | 657 | 727 | 10.7 | 0.3 | 0.3 |
| 853229 | Fixed electrical capacitors (excl. tantalum, aluminium electrolytic, ceramic, paper, plastic and power capacitors) | 771 | 716 | -7.2 | 0.3 | 0.3 |
| 854160 | Mounted piezoelectric crystals | 646 | 681 | 5.4 | 0.3 | 0.3 |
| 850490 | Parts of electrical transformers and inductors, n.e.s. | 670 | 676 | 0.9 | 0.3 | 0.3 |
| 854430 | Ignition wiring sets and other wiring sets for vehicles, aircraft or ships | 640 | 632 | -1.2 | 0.3 | 0.3 |
| 854411 | Winding wire for electrical purposes, of copper, insulated | 624 | 617 | -1.1 | 0.3 | 0.2 |
| 852351 | Solid-state, non-volatile data storage devices for recording data from an external source [flash memory cards or flash electronic storage cards] (excl. goods of chapter 37) | 709 | 612 | -13.7 | 0.3 | 0.2 |
| 852851 | Monitors of a kind solely or principally used in an automatic data-processing machine of heading 8471 (excl. with cathode ray tube) | 641 | 591 | -7.9 | 0.3 | 0.2 |
| TOTAL Top 50 | | 217,887 | 217,441 | -0.2 | 87.4 | 87.7 |
| OTHERS | | 31,300 | 30,584 | -2.3 | 12.6 | 12.3 |
| 84 | Nuclear reactors, boilers, machinery and mechanical appliances; parts thereof | 155,920 | 153,964 | -1.3 | 100.0 | 100.0 |
| 847330 | Parts and accessories of automatic data-processing machines or for other machines of heading 8471, n.e.s. | 14,260 | 12,554 | -12.0 | 9.1 | 8.2 |
| 844399 | Parts and accessories of printers, copying machines and facsimile machines, n.e.s. (excl. of printing machinery used for printing by means of plates, cylinders and other printing components of heading 8442) | 5,896 | 6,192 | 5.0 | 3.8 | 4.0 |
| 847130 | Data-processing machines, automatic, digital, portable, weighing <= 10 kg, consisting of at least a central processing unit, a keyboard and a display (excl. peripheral units) | 6,832 | 6,130 | -10.3 | 4.4 | 4.0 |
| 841191 | Parts of turbojets or turbopropellers, n.e.s. | 6,004 | 5,730 | -4.6 | 3.9 | 3.7 |
| 847170 | Storage units for digital automatic data-processing machines | 4,565 | 4,443 | -2.7 | 2.9 | 2.9 |
| 843143 | Parts for boring or sinking machinery of subheading 8430.41 or 8430.49, n.e.s. | 4,251 | 4,067 | -4.3 | 2.7 | 2.6 |
| 848180 | Appliances for pipes, boiler shells, tanks, vats or the like (excl. pressure-reducing valves, valves for the control of pneumatic power transmission, check non-return valves and safety or relief valves) | 3,000 | 3,233 | 7.8 | 1.9 | 2.1 |
| 847989 | Machines and mechanical appliances, n.e.s. | 2,727 | 2,714 | -0.5 | 1.7 | 1.8 |
| 840999 | Parts suitable for use solely or principally with compression-ignition internal combustion piston engine, n.e.s. | 2,680 | 2,180 | -18.7 | 1.7 | 1.4 |

| Code and label, HS 2-digit level | | 2013 | 2014 | 2013/2014 | 2013 | 2014 |
|----------------------------------|---|----------------------|---------------|-----------------|-------------|-------------|
| | | Value in USD Million | | Growth Rate (%) | Percentage | Share (%) |
| 841199 | Parts of gas turbines, n.e.s. | 2,065 | 2,120 | 2.6 | 1.3 | 1.4 |
| 843149 | Parts of machinery of heading 8426, 8429 and 8430, n.e.s. | 2,458 | 2,055 | -16.4 | 1.6 | 1.3 |
| 841490 | Parts of : air or vacuum pumps, air or other gas compressors, fans and ventilating or recycling hoods incorporating a fan, n.e.s. | 1,226 | 1,932 | 57.6 | 0.8 | 1.3 |
| 847990 | Parts of machines and mechanical appliances, n.e.s. | 2,074 | 1,869 | -9.9 | 1.3 | 1.2 |
| 848690 | Parts and accessories for machines and apparatus of a kind used solely or principally for the manufacture of semiconductor boules or wafers, semiconductor devices, electronic integrated circuits or flat panel displays, and for machines and apparatus | 1,807 | 1,817 | 0.6 | 1.2 | 1.2 |
| 840991 | Parts suitable for use solely or principally with spark-ignition internal combustion piston engine, n.e.s. | 2,178 | 1,791 | -17.8 | 1.4 | 1.2 |
| 847150 | Processing units for automatic data-processing machines, digital, whether or not containing in the same housing one or two of the following types of unit: storage units, input units, output units (excl. those of heading 8471.41 or 8471.49 and excl. | 1,710 | 1,727 | 1.0 | 1.1 | 1.1 |
| 841430 | Compressors for refrigerating equipment | 1,485 | 1,427 | -3.9 | 1.0 | 0.9 |
| 841510 | Window or wall air conditioning machines, self-contained or split-system | 1,443 | 1,420 | -1.6 | 0.9 | 0.9 |
| 848210 | Ball bearings | 1,396 | 1,347 | -3.5 | 0.9 | 0.9 |
| 841480 | Air pumps, air or other gas compressors and ventilating or recycling hoods incorporating a fan, whether or not fitted with filters, having a maximum horizontal side > 120 cm (excl. vacuum pumps, hand- or foot-operated air pumps, compressors for ref | 1,462 | 1,277 | -12.6 | 0.9 | 0.8 |
| 840820 | Compression-ignition internal combustion piston engine diesel or semi-diesel engines, for the propulsion of vehicles of chapter 87 | 1,531 | 1,189 | -22.3 | 1.0 | 0.8 |
| 842952 | Self-propelled mechanical shovels, excavators and shovel loaders, with a 360° revolving superstructure | 1,576 | 1,149 | -27.1 | 1.0 | 0.7 |
| 847190 | Magnetic or optical readers, machines for transcribing data onto data media in coded form and machines for processing such data, n.e.s. | 1,210 | 1,135 | -6.2 | 0.8 | 0.7 |
| 848620 | Machines and apparatus for the manufacture of semiconductor devices or of electronic integrated circuits | 834 | 1,087 | 30.3 | 0.5 | 0.7 |
| 848190 | Parts of valves and similar articles for pipes, boiler shells, tanks, vats or the like, n.e.s. | 1,114 | 1,058 | -5.0 | 0.7 | 0.7 |
| 844332 | Machines which only perform one of the functions of printing, copying or facsimile transmission, capable of connecting to an automatic data processing machine or to a network | 923 | 1,057 | 14.5 | 0.6 | 0.7 |
| 841370 | Centrifugal pumps, power-driven (excl. those of subheading 8413.11 and 8413.19, fuel, lubricating or cooling medium pumps for internal combustion piston engine and concrete pumps) | 878 | 967 | 10.1 | 0.6 | 0.6 |
| 848340 | Gears and gearing for machinery (excl. toothed wheels, chain sprockets and other transmission elements presented separately); ball or roller screws; gear boxes and other speed changers, incl. torque converters | 1,040 | 958 | -7.9 | 0.7 | 0.6 |
| 848071 | Injection or compression-type moulds for rubber or plastics | 853 | 915 | 7.3 | 0.5 | 0.6 |
| 842199 | Parts of machinery and apparatus for filtering or purifying liquids or gases, n.e.s. | 887 | 913 | 2.8 | 0.6 | 0.6 |
| TOTAL Top 30 | | 80,367 | 76,455 | -4.9 | 51.5 | 49.7 |
| 847180 | Units for digital automatic data-processing machines (excl. processing units, input or output units and storage units) | 1,008 | 903 | -10.5 | 0.6 | 0.6 |
| 848310 | Transmission shafts, incl. cam shafts and crank shafts, and cranks | 1,004 | 863 | -14.1 | 0.6 | 0.6 |
| 844331 | Machines which perform two or more of the functions of printing, copying or facsimile transmission, capable of connecting to an automatic data processing machine or to a network | 801 | 842 | 5.2 | 0.5 | 0.5 |
| 842139 | Machinery and apparatus for filtering or purifying gases (excl. isotope separators and intake air filters for internal combustion engines) | 785 | 833 | 6.1 | 0.5 | 0.5 |
| 842619 | Overhead travelling cranes, transporter cranes, gantry cranes, bridge cranes and mobile lifting frames (excl. overhead travelling cranes on fixed support, mobile lifting frames on tyres, straddle carriers and portal or pedestal jib cranes) | 850 | 833 | -2.0 | 0.5 | 0.5 |
| 844391 | Parts and accessories of printing machinery used for printing by means of plates, cylinders and other printing components of heading 8442 | 729 | 811 | 11.2 | 0.5 | 0.5 |
| 841950 | Heat-exchange units (excl. instantaneous heaters, storage water heaters, boilers and equipment without a separating wall) | 656 | 798 | 21.7 | 0.4 | 0.5 |
| 841391 | Parts of pumps for liquids, n.e.s. | 817 | 789 | -3.3 | 0.5 | 0.5 |
| 847710 | Injection-moulding machines for working rubber or plastics | 809 | 760 | -6.1 | 0.5 | 0.5 |
| 840734 | Spark-ignition reciprocating piston engine, of a kind used for vehicles of chapter 87, of a cylinder capacity > 1.000 cm ³ | 856 | 749 | -12.4 | 0.5 | 0.5 |
| 840710 | Spark-ignition reciprocating or rotary internal combustion piston engine, for aircraft | 766 | 736 | -3.8 | 0.5 | 0.5 |
| 848110 | Pressure-reducing valves | 335 | 729 | 117.9 | 0.2 | 0.5 |
| 840290 | Parts of vapour generating boilers and superheated water boilers, n.e.s. | 894 | 725 | -18.9 | 0.6 | 0.5 |
| 847149 | Data-processing machines, automatic, digital, presented in the form of systems comprising at least a central processing unit, one input unit and one output unit (excl. portable weighing <= 10 kg and excl. peripheral units) | 791 | 725 | -8.4 | 0.5 | 0.5 |
| 842959 | Self-propelled mechanical shovels, excavators and shovel loaders (excl. self-propelled mechanical shovels with a 360° revolving superstructure and front-end shovel loaders) | 732 | 718 | -1.9 | 0.5 | 0.5 |
| 842240 | Packing or wrapping machinery, incl. heat-shrink wrapping machinery (excl. machinery for filling, closing, sealing or labelling bottles, cans, boxes, bags or other containers and machinery for capsuling bottles, jars, tubes and similar containers) | 580 | 700 | 20.5 | 0.4 | 0.5 |

| Code and label, HS 2-digit level | | 2013 | 2014 | 2013/2014 | 2013 | 2014 |
|----------------------------------|--|----------------------|---------------|-----------------|--------------|--------------|
| | | Value in USD Million | | Growth Rate (%) | Percentage | Share (%) |
| 847141 | Data-processing machines, automatic, digital, comprising in the same housing at least a central processing unit, and one input unit and one output unit, whether or not combined (excl. portable weighing <= 10 kg and excl. those presented in the form | 740 | 696 | -6.0 | 0.5 | 0.5 |
| 842810 | Lifts and skip hoists | 589 | 694 | 17.8 | 0.4 | 0.5 |
| 841330 | Fuel, lubricating or cooling medium pumps for internal combustion piston engine | 780 | 678 | -13.1 | 0.5 | 0.4 |
| 847780 | Machinery for working rubber or plastics or for the manufacture of products from these materials, not specified or included elsewhere in this chapter | 695 | 677 | -2.5 | 0.4 | 0.4 |
| TOTAL Top 50 | | 95,583 | 91,714 | -4.0 | 61.3 | 59.6 |
| OTHERS | | 60,338 | 62,250 | 3.2 | 38.7 | 40.4 |
| 39 | Plastics and articles thereof | 40,584 | 43,922 | 8.2 | 100.0 | 100.0 |
| 392690 | Articles of plastics and articles of other materials of heading 3901 to 3914, n.e.s | 4,042 | 4,193 | 3.7 | 10.0 | 9.5 |
| 390210 | Polypropylene, in primary forms | 3,444 | 3,936 | 14.3 | 8.5 | 9.0 |
| 390110 | Polyethylene with a specific gravity of < 0.94, in primary forms | 3,185 | 3,751 | 17.8 | 7.8 | 8.5 |
| 390120 | Polyethylene with a specific gravity of >= 0.94, in primary forms | 2,234 | 2,612 | 16.9 | 5.5 | 5.9 |
| 390190 | Polymers of ethylene, in primary forms (excl. polyethylene and ethylene-vinyl acetate copolymers) | 1,348 | 1,493 | 10.8 | 3.3 | 3.4 |
| 391990 | Self-adhesive plates, sheets, film, foil, tape, strip and other flat shapes, of plastics, whether or not in rolls > 20 cm wide (excl. floor, wall and ceiling coverings of heading 3918) | 1,201 | 1,315 | 9.4 | 3.0 | 3.0 |
| 390230 | Propylene copolymers, in primary forms | 1,076 | 1,282 | 19.1 | 2.7 | 2.9 |
| 390720 | Polyethers, in primary forms (excl. polyacetals) | 939 | 1,128 | 20.2 | 2.3 | 2.6 |
| 390740 | Polycarbonates, in primary forms | 975 | 1,079 | 10.6 | 2.4 | 2.5 |
| 390690 | Acrylic polymers, in primary forms (excl. polymethyl methacrylate) | 1,016 | 1,053 | 3.7 | 2.5 | 2.4 |
| 390760 | Polyethylene terephthalate, in primary forms | 1,136 | 1,038 | -8.6 | 2.8 | 2.4 |
| 390330 | Acrylonitrile-butadiene-styrene copolymers abs, in primary forms | 936 | 926 | -1.1 | 2.3 | 2.1 |
| 392190 | Plates, sheets, film, foil and strip, of plastics, reinforced, laminated, supported or similarly combined with other materials, unworked or merely surface-worked or merely cut into squares or rectangles (excl. of cellular plastic; self-adhesive pro | 885 | 871 | -1.5 | 2.2 | 2.0 |
| 390730 | Epoxide resins, in primary forms | 790 | 852 | 7.8 | 1.9 | 1.9 |
| 391000 | Silicones in primary forms | 709 | 742 | 4.7 | 1.7 | 1.7 |
| 390410 | Polyvinyl chloride, in primary forms, not mixed with any other substances | 620 | 734 | 18.3 | 1.5 | 1.7 |
| 390810 | Polyamides-6, -11, -12, -6.6, -6.9, -6.10 or -6.12, in primary forms | 701 | 732 | 4.5 | 1.7 | 1.7 |
| 390950 | Polyurethanes, in primary forms | 653 | 677 | 3.6 | 1.6 | 1.5 |
| 390799 | Saturated polyesters in primary forms (excl. polycarbonates, alkyd resins and polyethylene terephthalate) | 661 | 624 | -5.6 | 1.6 | 1.4 |
| 392390 | Articles for the conveyance or packaging of goods, of plastics (excl. boxes, cases, crates and similar articles; sacks and bags, incl. cones; carboys, bottles, flasks and similar articles; spools, spindles, bobbins and similar supports; stoppers, l | 612 | 602 | -1.8 | 1.5 | 1.4 |
| 391910 | Self-adhesive plates, sheets, film, foil, tape, strip and other flat shapes, of plastics, in rolls <= 20 cm wide | 518 | 570 | 10.2 | 1.3 | 1.3 |
| 392010 | Plates, sheets, film, foil and strip, of non-cellular plastics, not reinforced, laminated, supported or similarly combined with other materials, without backing, unworked or merely surface-worked or merely cut into squares or rectangles (excl. self | 480 | 555 | 15.5 | 1.2 | 1.3 |
| 392020 | Plates, sheets, film, foil and strip, of non-cellular polymers of ethylene, not reinforced, laminated, supported or similarly combined with other materials, without backing, unworked or merely surface-worked or merely cut into squares or rectangles | 573 | 552 | -3.7 | 1.4 | 1.3 |
| 392310 | Boxes, cases, crates and similar articles for the conveyance or packaging of goods, of plastics | 455 | 541 | 19.0 | 1.1 | 1.2 |
| 390319 | Polystyrene, in primary forms (excl. expandible) | 479 | 508 | 6.1 | 1.2 | 1.2 |
| 390130 | Ethylene-vinyl acetate copolymers, in primary forms | 345 | 381 | 10.4 | 0.9 | 0.9 |
| 392350 | Stoppers, lids, caps and other closures, of plastics | 350 | 364 | 3.9 | 0.9 | 0.8 |
| 392329 | Sacks and bags, incl. cones, of plastics (excl. those of polymers of ethylene) | 351 | 349 | -0.6 | 0.9 | 0.8 |
| 392062 | Plates, sheets, film, foil and strip, of non-cellular polyethylene terephthalate, not reinforced, laminated, supported or similarly combined with other materials, without backing, unworked or merely surface-worked or merely cut into squares or rect | 329 | 338 | 2.9 | 0.8 | 0.8 |
| 392099 | Plates, sheets, film, foil and strip, of non-cellular plastics, n.e.s., not reinforced, laminated, supported or similarly combined with other materials, without backing, unworked or merely surface-worked or merely cut into squares or rectangles (ex | 228 | 327 | 43.3 | 0.6 | 0.7 |
| TOTAL Top 30 | | 31,272 | 34,125 | 9.1 | 77.1 | 77.7 |
| 392321 | Sacks and bags, incl. cones, of polymers of ethylene | 260 | 297 | 14.2 | 0.6 | 0.7 |
| 390890 | Polyamides, in primary forms (excl. polyamides-6, -11, -12, -6.6, -6.9, -6.10 and -6.12) | 270 | 289 | 7.3 | 0.7 | 0.7 |

| Code and label, HS 2-digit level | | 2013 | 2014 | 2013/2014 | 2013 | 2014 |
|----------------------------------|--|----------------------|---------------|-----------------|--------------|--------------|
| | | Value in USD Million | | Growth Rate (%) | Percentage | Share (%) |
| 390311 | Expansible polystyrene, in primary forms | 289 | 279 | -3.5 | 0.7 | 0.6 |
| 392330 | Carboys, bottles, flasks and similar articles for the conveyance or packaging of goods, of plastics | 262 | 267 | 1.7 | 0.6 | 0.6 |
| 391190 | Polysulphides, polysulphones and other polymers and prepolymers produced by chemical synthesis, n.e.s., in primary forms | 259 | 264 | 1.9 | 0.6 | 0.6 |
| 392620 | Articles of apparel and clothing accessories produced by the stitching or sticking together of plastic sheeting, incl. gloves, mittens and mitts | 232 | 255 | 10.1 | 0.6 | 0.6 |
| 390940 | Phenolic resins, in primary forms | 260 | 252 | -3.1 | 0.6 | 0.6 |
| 392490 | Household articles and toilet articles, of plastics (excl. tableware, kitchenware, baths, shower-baths, washbasins, bidets, lavatory pans, seats and covers, flushing cisterns and similar sanitary ware) | 223 | 241 | 8.0 | 0.5 | 0.5 |
| 392410 | Tableware and kitchenware, of plastics | 214 | 234 | 9.3 | 0.5 | 0.5 |
| 390390 | Polymers of styrene, in primary forms (excl. polystyrene, styrene-acrylonitrile copolymers and acrylonitrile-butadiene-styrene abs) | 205 | 229 | 11.6 | 0.5 | 0.5 |
| 392113 | Plates, sheets, film, foil and strip, of cellular polyurethanes, unworked or merely surface-worked or merely cut into squares or rectangles (excl. self-adhesive products, floor, wall and ceiling coverings of heading 3918) | 160 | 228 | 42.6 | 0.4 | 0.5 |
| 392630 | Fittings for furniture, coachwork and the like, of plastics (excl. building components for permanent mounting on parts of buildings) | 211 | 227 | 7.3 | 0.5 | 0.5 |
| 391110 | Petroleum resins, coumarone, indene or coumarone-indene resins and polyterpenes, in primary forms | 185 | 224 | 21.5 | 0.5 | 0.5 |
| 392119 | Plates, sheets, film, foil and strip, of cellular plastic, unworked or merely surface-worked or merely cut into squares or rectangles (excl. those of polymers of styrene, vinyl chloride, polyurethanes and regenerated cellulose, self-adhesive product) | 182 | 215 | 17.8 | 0.4 | 0.5 |
| 391740 | Fittings, e.g. joints, elbows, flanges, of plastics, for tubes, pipes and hoses | 204 | 208 | 2.0 | 0.5 | 0.5 |
| 391739 | Flexible tubes, pipes and hoses, and fittings therefor, of plastics, reinforced or otherwise combined with other materials (excl. those with a burst pressure of ≥ 27.6 mpa) | 208 | 207 | -0.5 | 0.5 | 0.5 |
| 390791 | Unsaturated polyallyl esters and other polyesters, in primary forms (excl. polycarbonates, alkyd resins and polyethylene terephthalate) | 184 | 199 | 8.3 | 0.5 | 0.5 |
| 390220 | Polyisobutylene, in primary forms | 173 | 199 | 15.5 | 0.4 | 0.5 |
| 390290 | Polymers of propylene or of other olefins, in primary forms (excl. polypropylene, polyisobutylene and propylene copolymers) | 233 | 196 | -15.9 | 0.6 | 0.4 |
| 392049 | Plates, sheets, film, foil and strip, of non-cellular polymers of vinyl chloride, containing by weight < 6% of plasticisers, not reinforced, laminated, supported or similarly combined with other materials, without backing, unworked or merely surface | 193 | 193 | 0.1 | 0.5 | 0.4 |
| TOTAL Top 50 | | 35,680 | 38,829 | 8.8 | 87.9 | 88.4 |
| OTHERS | | 4,904 | 5,093 | 3.9 | 12.1 | 11.6 |
| 72 | Iron and steel | 43,511 | 42,538 | -2.2 | 100.0 | 100.0 |
| 720839 | Flat-rolled products of iron or non-alloy steel, of a width of ≥ 600 mm, in coils, simply hot-rolled, not clad, plated or coated, of a thickness of < 3 mm, not pickled, without patterns in relief | 3,243 | 2,398 | -26.0 | 7.5 | 5.6 |
| 722530 | Flat-rolled products of alloy steel other than stainless, of a width of ≥ 600 mm, not further worked than hot-rolled, in coils (excl. products of high-speed steel or silicon-electrical steel) | 1,340 | 2,260 | 68.7 | 3.1 | 5.3 |
| 720449 | Waste and scrap of iron or steel (excl. slag, scale and other waste of the production of iron and steel; radioactive waste and scrap; fragments of pigs, blocks or other primary forms of pig iron or spiegeleisen; waste and scrap of cast iron, alloy) | 2,340 | 2,202 | -5.9 | 5.4 | 5.2 |
| 721049 | Flat-rolled products of iron or non-alloy steel, of a width of ≥ 600 mm, hot-rolled or cold-rolled cold-reduced, not corrugated, tinned (excl. electrolytically plated or coated with zinc) | 2,608 | 2,197 | -15.8 | 6.0 | 5.2 |
| 720712 | Semi-finished products of iron or non-alloy steel containing, by weight, < 0.25% of carbon, of rectangular other than square cross-section, the width measuring \geq twice the thickness | 2,711 | 2,058 | -24.1 | 6.2 | 4.8 |
| 722790 | Bars and rods of alloy steel other than stainless, hot-rolled, in irregularly wound coils (excl. products of high-speed steel or silicon-electrical steel) | 1,561 | 1,810 | 15.9 | 3.6 | 4.3 |
| 720851 | Flat-rolled products of iron or non-alloy steel, of a width ≥ 600 mm, not in coils, simply hot-rolled, not clad, plated or coated, of a thickness of > 10 mm, without patterns in relief | 2,187 | 1,069 | -51.1 | 5.0 | 2.5 |
| 720711 | Semi-finished products of iron or non-alloy steel containing, by weight, < 0.25% of carbon, of square or rectangular cross-section, the width measuring < twice the thickness | 1,121 | 1,063 | -5.2 | 2.6 | 2.5 |
| 721913 | Flat-rolled products of stainless steel, of a width of ≥ 600 mm, not further worked than hot-rolled, in coils, of a thickness of ≥ 3 mm and < 4.75 mm | 798 | 1,021 | 28.1 | 1.8 | 2.4 |
| 720917 | Flat-rolled products of iron or non-alloy steel, of a width of ≥ 600 mm, in coils, simply cold-rolled cold-reduced, not clad, plated or coated, of a thickness of ≥ 0.5 mm but ≤ 1 mm | 1,057 | 984 | -6.9 | 2.4 | 2.3 |
| 720827 | Flat-rolled products of iron or non-alloy steel, of a width of ≥ 600 mm, in coils, simply hot-rolled, not clad, plated or coated, of a thickness of < 3 mm, pickled, without patterns in relief | 952 | 973 | 2.2 | 2.2 | 2.3 |
| 721420 | Bars and rods, of iron or non-alloy steel, with indentations, ribs, grooves or other deformations produced during the rolling process | 716 | 913 | 27.6 | 1.6 | 2.1 |
| 721391 | Bars and rods, hot-rolled, in irregularly wound coils, of iron or non-alloy steel, of circular cross-section measuring < 14 mm in diameter (excl. bars and rods of free-cutting steel, and bars and rods with indentations, ribs, grooves or other defor) | 780 | 899 | 15.3 | 1.8 | 2.1 |
| 720918 | Flat-rolled products of iron or non-alloy steel, of a width of ≥ 600 mm, in coils, simply cold-rolled cold-reduced, not clad, plated or coated, of a thickness of < 0.5 mm | 1,071 | 885 | -17.4 | 2.5 | 2.1 |
| 722830 | Bars and rods of alloy steel other than stainless, not further worked than hot-rolled, hot-drawn or extruded (excl. products of high-speed steel or silicon-manganese steel, semi-finished products, flat-rolled products and hot-rolled bars and rods in) | 793 | 840 | 5.9 | 1.8 | 2.0 |
| 720838 | Flat-rolled products of iron or non-alloy steel, of a width of ≥ 600 mm, in coils, simply hot-rolled, not clad, plated or coated, of a thickness of ≥ 3 mm but < 4.75 mm, not pickled, without patterns in relief | 846 | 837 | -1.0 | 1.9 | 2.0 |

| Code and label, HS 2-digit level | | 2013 | 2014 | 2013/2014 | 2013 | 2014 |
|----------------------------------|--|----------------------|---------------|-----------------|-------------|-------------|
| | | Value in USD Million | | Growth Rate (%) | Percentage | Share (%) |
| 721070 | Flat products of iron or non-alloy steel, of a width of >= 600 mm, hot-rolled or cold-rolled cold-reduced, painted, varnished or coated with plastics | 749 | 818 | 9.2 | 1.7 | 1.9 |
| 720720 | Semi-finished products of iron or non-alloy steel containing, by weight, >= 0.25% of carbon | 435 | 694 | 59.6 | 1.0 | 1.6 |
| 722540 | Flat-rolled products of alloy steel other than stainless, of a width of >= 600 mm, not further worked than hot-rolled, not in coils (excl. products of high-speed steel or silicon-electrical steel) | 493 | 663 | 34.4 | 1.1 | 1.6 |
| 721012 | Flat-rolled products of iron or non-alloy steel, of a width of >= 600 mm, hot-rolled or cold-rolled cold-reduced, tinned, of a thickness of < 0.5 mm | 639 | 633 | -1.0 | 1.5 | 1.5 |
| 721061 | Flat-rolled products of iron or non-alloy steel, of a width of >= 600 mm, hot-rolled or cold-rolled cold-reduced, plated or coated with aluminium-zinc alloys | 685 | 597 | -12.9 | 1.6 | 1.4 |
| 720916 | Flat-rolled products of iron or non-alloy steel, of a width of >= 600 mm, in coils, simply cold-rolled cold-reduced, not clad, plated or coated, of a thickness of > 1 mm but < 3 mm | 593 | 554 | -6.6 | 1.4 | 1.3 |
| 722100 | Bars and rods of stainless steel, hot-rolled, in irregularly wound coils | 262 | 512 | 95.8 | 0.6 | 1.2 |
| 720826 | Flat-rolled products of iron or non-alloy steel, of a width of >= 600 mm, in coils, simply hot-rolled, not clad, plated or coated, of a thickness of >= 3 mm but < 4.75 mm, pickled, without patterns in relief | 514 | 484 | -5.8 | 1.2 | 1.1 |
| 721499 | Bars and rods, of iron or non-alloy steel, only hot-rolled, only hot-drawn or only hot-extruded (excl. of rectangular [other than square] cross-section and those containing indentations, ribs, grooves or other deformations produced during the roll) | 465 | 469 | 0.8 | 1.1 | 1.1 |
| 721030 | Flat-rolled products of iron or non-alloy steel, of a width of >= 600 mm, hot-rolled or cold-rolled cold-reduced, electrolytically plated or coated with zinc | 497 | 463 | -7.0 | 1.1 | 1.1 |
| 721933 | Flat-rolled products of stainless steel, of a width of >= 600 mm, not further worked than cold-rolled cold-reduced, of a thickness of > 1 mm but < 3 mm | 442 | 438 | -1.1 | 1.0 | 1.0 |
| 722870 | Angles, shapes and sections of alloy steel other than stainless, n.e.s. | 494 | 421 | -14.7 | 1.1 | 1.0 |
| 721633 | H sections of iron or non-alloy steel, not further worked than hot-rolled, hot-drawn or hot-extruded, of a height >= 80 mm | 410 | 420 | 2.2 | 0.9 | 1.0 |
| 720837 | Flat-rolled products of iron or non-alloy steel, of a width of >= 600 mm, in coils, simply hot-rolled, not clad, plated or coated, of a thickness of >= 4.75 mm but < 10 mm, not pickled, without patterns in relief | 443 | 331 | -25.2 | 1.0 | 0.8 |
| TOTAL Top 30 | | 31,245 | 29,907 | -4.3 | 71.8 | 70.3 |
| 721934 | Flat-rolled products of stainless steel, of a width of >= 600 mm, not further worked than cold-rolled cold-reduced, of a thickness of >= 0.5 mm but <= 1 mm | 327 | 326 | -0.3 | 0.8 | 0.8 |
| 720852 | Flat-rolled products of iron or non-alloy steel, of a width of >= 600 mm, not in coils, simply hot-rolled, not clad, plated or coated, of a thickness of >= 4.75 mm but <= 10 mm, without patterns in relief | 467 | 324 | -30.5 | 1.1 | 0.8 |
| 721912 | Flat-rolled products of stainless steel, of a width of >= 600 mm, not further worked than hot-rolled, in coils, of a thickness of >= 4.7 mm and <= 10 mm | 286 | 324 | 13.1 | 0.7 | 0.8 |
| 720293 | Ferro-niobium | 4 | 324 | 8170.7 | 0.0 | 0.8 |
| 720890 | Flat-rolled products of iron or steel, of a width >= 600 mm, hot-rolled and further worked, but not clad, plated or coated | 391 | 322 | -17.7 | 0.9 | 0.8 |
| 720719 | Semi-finished products of iron or non-alloy steel containing, by weight, < 0.25% of carbon, of circular cross-section, or of a cross-section other than square or rectangular | 217 | 314 | 45.1 | 0.5 | 0.7 |
| 722519 | Flat-rolled products of silicon-electrical steel, of a width of >= 600 mm, non-grain-oriented | 289 | 303 | 4.8 | 0.7 | 0.7 |
| 720221 | Ferro-silicon, containing by weight > 55% of silicon | 169 | 302 | 78.5 | 0.4 | 0.7 |
| 721310 | Bars and rods, hot-rolled, in irregularly wound coils of iron or non-alloy steel, with indentations, ribs, grooves or other deformations produced during the rolling process | 324 | 301 | -7.2 | 0.7 | 0.7 |
| 722550 | Flat-rolled products of alloy steel other than stainless, of a width of >= 600 mm, not further worked than hot-rolled (excl. products of high-speed steel or silicon-electrical steel) | 181 | 281 | 55.6 | 0.4 | 0.7 |
| 722300 | Wire of stainless steel, in coils (excl. bars and rods) | 261 | 281 | 7.6 | 0.6 | 0.7 |
| 720441 | Turnings, shavings, chips, milling waste, sawdust, filings, trimmings and stampings of iron or steel, whether or not in bundles (excl. those of cast iron, alloy steel or tinned iron or steel) | 100 | 260 | 160.4 | 0.2 | 0.6 |
| 721399 | Bars and rods, hot-rolled, in irregularly wound coils, of iron or non-alloy steel (excl. products of circular cross-section measuring < 14 mm in diameter, bars and rods of free-cutting steel, and bars and rods with indentations, ribs, grooves or ot | 278 | 243 | -12.6 | 0.6 | 0.6 |
| 722990 | Wire of alloy steel other than stainless, in coils (excl. bars and rods and wire of high-speed steel or of silico-manganese steel) | 201 | 229 | 13.9 | 0.5 | 0.5 |
| 721090 | Flat-rolled products of iron or non-alloy steel, of a width of >= 600 mm, hot-rolled or cold-rolled cold-reduced, clad, plated or coated (excl. tinned, plated or coated with lead, zinc, chromium oxides, chromium and chromium oxides, or aluminium, p | 214 | 226 | 5.8 | 0.5 | 0.5 |
| 721710 | Wire of iron or non-alloy steel, in coils, not plated or coated, whether or not polished (excl. bars and rods) | 207 | 217 | 4.9 | 0.5 | 0.5 |
| 720430 | Waste and scrap of tinned iron or steel (excl. radioactive, and waste and scrap of batteries and electric accumulators) | 291 | 217 | -25.5 | 0.7 | 0.5 |
| 722599 | Flat-rolled products of alloy steel other than stainless, of a width of >= 600 mm, hot-rolled or cold-rolled cold-reduced and further worked (excl. plated or coated with zinc and products of high-speed steel or silicon-electrical steel) | 176 | 207 | 17.5 | 0.4 | 0.5 |
| 720110 | Non-alloy pig iron in pigs, blocks or other primary forms, containing, by weight, <= 0.5% of phosphorous | 136 | 201 | 48.0 | 0.3 | 0.5 |
| 722860 | Bars and rods of alloy steel other than stainless, cold-formed or cold-finished and further worked or hot-formed and further worked, n.e.s. (excl. products of high-speed steel or silico-manganese steel, semi-finished products, flat-rolled products) | 173 | 192 | 11.0 | 0.4 | 0.5 |
| TOTAL Top 50 | | 35,936 | 35,299 | -1.8 | 82.6 | 83.0 |
| OTHERS | | 7,575 | 7,239 | -4.4 | 17.4 | 17.0 |

TABLE 4B.3
TOP 50 HS 6-DIGIT LEVEL PRODUCTS OF THE ASEAN EXPORTS TOP 5 HS 2-DIGIT LEVEL PRODUCT GROUPS
AND THEIR INTRA- AND EXTRA-ASEAN SHARES
(Products sorted on the basis of 2014 exports values)

| Code and label, HS 2-digit level | | Value in USD Million | | Share to Total Exports (%) | | | |
|-----------------------------------|--|-----------------------------|----------------|----------------------------|-------------|-------------|-------------|
| | | 2013 | 2014 | 2013 | | 2014 | |
| | | Total Exports (Intra+Extra) | | Intra-ASEAN | Extra-ASEAN | Intra-ASEAN | Extra-ASEAN |
| TOTAL ASEAN EXPORTS (Intra+Extra) | | 1,271,128 | 1,292,400 | 26.0 | 74.0 | 25.5 | 74.5 |
| 85 | Electrical machinery and equipment and parts thereof; sound recorders and reproducers, television image and sound recorders and reproducers, and parts and accessories of such articles | 277,355 | 290,537 | 22.3 | 77.7 | 29.8 | 78.9 |
| 854231 | Electronic integrated circuits as processors and controllers, whether or not combined with memories, converters, logic circuits, amplifiers, clock and timing circuits, or other circuits | 60,722 | 66,744 | 1.0 | 7.6 | 1.3 | 8.0 |
| 854239 | Electronic integrated circuits (excl. such as processors, controllers, memories and amplifiers) | 45,633 | 45,026 | 1.7 | 9.0 | 1.6 | 11.7 |
| 851712 | Telephones for cellular networks mobile telephones or for other wireless networks | 24,953 | 27,341 | 1.3 | 15.9 | 1.4 | 16.1 |
| 854232 | Electronic integrated circuits as memories | 10,567 | 11,719 | 23.5 | 42.2 | 15.1 | 23.9 |
| 854290 | Parts of electronic integrated circuits and microassemblies, n.e.s. | 10,111 | 9,438 | 6.9 | 42.8 | 5.2 | 43.0 |
| 854140 | Photosensitive semiconductor devices, incl. photovoltaic cells whether or not assembled in modules or made up into panels; light emitting diodes (excl. photovoltaic generators) | 6,198 | 6,980 | 18.6 | 64.1 | 11.4 | 52.6 |
| 851762 | Machines for the reception, conversion and transmission or regeneration of voice, images or other data, incl. switching and routing apparatus (excl. telephone sets, telephones for cellular networks or for other wireless networks) | 6,037 | 6,506 | 20.8 | 34.9 | 22.8 | 40.1 |
| 854430 | Ignition wiring sets and other wiring sets for vehicles, aircraft or ships | 4,765 | 5,247 | 13.2 | 81.2 | 11.3 | 65.4 |
| 854390 | Parts of electrical machines and apparatus, having individual functions, not specified or included elsewhere in chapter 85 | 4,771 | 5,234 | 32.3 | 51.6 | 31.3 | 41.0 |
| 851770 | Parts of telephone sets, telephones for cellular networks or for other wireless networks and of other apparatus for the transmission or reception of voice, images or other data, n.e.s. | 4,588 | 4,594 | 11.1 | 72.4 | 13.0 | 67.7 |
| 853400 | Printed circuits | 4,088 | 4,560 | 20.8 | 74.4 | 17.9 | 63.1 |
| 852872 | Reception apparatus for television, colour, whether or not incorporating radio-broadcast receivers or sound or video recording or reproducing apparatus, designed to incorporate a video display or screen | 4,467 | 4,538 | 15.1 | 69.1 | 12.8 | 67.3 |
| 854190 | Parts of diodes, transistors and similar semiconductor devices; photosensitive semiconductor devices, light emitting diodes and mounted piezoelectric crystals, n.e.s. | 3,059 | 3,877 | 42.2 | 58.4 | 29.4 | 35.4 |
| 853690 | Electrical apparatus for switching electrical circuits, or for making connections to or in electrical circuits, for a voltage <= 1.000 v (excl. fuses, automatic circuit breakers and other apparatus for protecting electrical circuits, relays and oth | 3,783 | 3,817 | 27.2 | 39.6 | 17.4 | 40.7 |
| 854129 | Transistors with a dissipation rate >= 1 w (excl. photosensitive transistors) | 3,784 | 3,789 | 2.6 | 53.6 | 3.3 | 34.7 |
| 852580 | Television cameras, digital cameras and video camera recorders | 4,031 | 3,709 | 1.8 | 23.0 | 9.8 | 28.2 |
| 850440 | Static converters | 3,636 | 3,709 | 15.2 | 43.2 | 10.7 | 26.7 |
| 852990 | Parts suitable for use solely or principally with transmission and reception apparatus for radio-telephony, radio-telegraphy, radio-broadcasting, television, television cameras, still image video cameras and other video camera recorders, radar appa | 3,659 | 3,696 | 14.5 | 25.1 | 12.2 | 22.4 |
| 853710 | Boards, cabinets and similar combinations of apparatus for electric control or the distribution of electricity, for a voltage <= 1.000 v | 3,705 | 3,603 | 5.0 | 34.5 | 5.7 | 29.8 |
| 852329 | Magnetic media for the recording of sound or of other phenomena (excl. cards incorporating a magnetic stripe and goods of chapter 37) | 2,515 | 2,692 | 14.9 | 31.9 | 14.7 | 32.5 |
| 854233 | Electronic integrated circuits as amplifiers | 1,507 | 2,171 | 18.1 | 55.1 | 10.8 | 45.5 |
| 850110 | Motors of an output <= 37,5 w | 2,218 | 2,079 | 7.2 | 53.5 | 5.6 | 48.9 |
| 852721 | Radio-broadcast receivers not capable of operating without an external source of power, of a kind used in motor vehicles, incl. apparatus capable of also receiving radio-telephony or radio-telegraphy, combined with sound recording or reproducing ap | 1,850 | 2,016 | 25.0 | 29.5 | 23.9 | 30.9 |
| 854150 | Semiconductor devices, n.e.s. | 1,962 | 1,823 | 10.6 | 34.6 | 12.2 | 37.3 |
| 854110 | Diodes (excl. photosensitive or light emitting diodes) | 1,644 | 1,452 | 2.9 | 42.3 | 2.3 | 58.3 |
| 852871 | Reception apparatus for television, whether or not incorporating radio-broadcast receivers or sound or video recording or reproducing apparatus, not designed to incorporate a video display or screen | 1,416 | 1,434 | 2.1 | 41.9 | 3.9 | 54.6 |

| Code and label, HS 2-digit level | Value in USD Million | | Share to Total Exports (%) | | | | |
|----------------------------------|--|----------------|----------------------------|--------------|--------------|--------------|--------------|
| | 2013 | 2014 | 2013 | | 2014 | | |
| | Total Exports (Intra+Extra) | | Intra-ASEAN | Extra-ASEAN | Intra-ASEAN | Extra-ASEAN | |
| 853650 | Switches for a voltage <= 1.000 v (excl. relays and automatic circuit breakers) | 1,224 | 1,308 | 5.5 | 63.2 | 5.9 | 55.6 |
| 852349 | Optical media for the recording of sound or of other phenomena (excl. unrecorded and goods of chapter 37) | 1,440 | 1,298 | 8.9 | 31.4 | 9.5 | 42.9 |
| 852351 | Solid-state, non-volatile data storage devices for recording data from an external source [flash memory cards or flash electronic storage cards] (excl. goods of chapter 37) | 840 | 1,284 | 42.9 | 42.1 | 25.7 | 24.5 |
| 854370 | Electrical machines and apparatus, having individual functions, n.e.s. in chapter 85 | 1,277 | 1,251 | 14.7 | 30.3 | 14.2 | 34.7 |
| TOTAL Top 30 | | 230,452 | 242,934 | 7.6 | 26.3 | 6.7 | 24.2 |
| 853890 | Parts suitable for use solely or principally with the apparatus of heading 8535, 8536 or 8537, n.e.s. (excl. boards, panels, consoles, desks, cabinets and other bases for the goods of heading 8537, not equipped with their apparatus) | 1,385 | 1,233 | 12.6 | 28.8 | 12.9 | 35.8 |
| 854449 | Electric conductors, for a voltage <= 80 v, insulated, not fitted with connectors, n.e.s. | 1,106 | 1,124 | 17.7 | 26.8 | 20.4 | 32.3 |
| 854160 | Mounted piezoelectric crystals | 1,134 | 1,073 | 11.9 | 21.0 | 11.0 | 40.8 |
| 850450 | Inductors (excl. inductors for discharge lamps or tubes) | 1,269 | 1,061 | 13.2 | 31.4 | 15.7 | 36.2 |
| 852290 | Parts and accessories suitable for use solely or principally with sound reproducing and recording apparatus and with video equipment for recording and reproducing pictures and sound (excl. pick-up devices for grooved recording media) | 1,278 | 1,036 | 17.7 | 32.6 | 17.2 | 35.6 |
| 854121 | Transistors with a dissipation rate < 1 w (excl. photosensitive transistors) | 1,099 | 925 | 19.7 | 18.5 | 24.5 | 32.6 |
| 852190 | Video recording or reproducing apparatus, whether or not incorporating a video tuner (excl. magnetic tape-type and video camera recorders) | 1,134 | 924 | 16.1 | 31.1 | 18.7 | 37.9 |
| 850490 | Parts of electrical transformers and inductors, n.e.s. | 901 | 883 | 15.4 | 17.7 | 21.6 | 36.0 |
| 854890 | Electrical parts of machinery or apparatus, not specified or included elsewhere in chapter 85 | 611 | 875 | 29.0 | 53.5 | 22.4 | 35.2 |
| 851829 | Loudspeakers, without enclosure | 681 | 861 | 18.0 | 47.8 | 13.3 | 39.1 |
| 853229 | Fixed electrical capacitors (excl. tantalum, aluminium electrolytic, ceramic, paper, plastic and power capacitors) | 665 | 780 | 30.4 | 36.1 | 26.6 | 28.4 |
| 851830 | Headphones and earphones, whether or not combined with microphone, and sets consisting of a microphone and one or more loudspeakers (excl. telephone sets, hearing aids and helmets with built-in headphones, whether or not incorporating a microphone) | 880 | 748 | 16.7 | 26.8 | 20.2 | 33.9 |
| 854442 | Electric conductors for a voltage <= 1.000 v, insulated, fitted with connectors, n.e.s. | 613 | 728 | 14.1 | 43.9 | 12.1 | 42.2 |
| 850811 | Vacuum cleaners, incl. dry cleaners and wet vacuum cleaners, with self-contained electric motor, power <= 1 500 w and having a dust bag or other receptacle capacity <= 20 l | 583 | 722 | 27.0 | 52.7 | 17.8 | 36.2 |
| 853222 | Fixed electrical capacitors, aluminium electrolytic (excl. power capacitors) | 640 | 718 | 7.4 | 56.6 | 5.6 | 46.6 |
| 853224 | Fixed electrical capacitors, ceramic dielectric, multilayer (excl. power capacitors) | 731 | 700 | 9.7 | 36.7 | 11.5 | 41.9 |
| 850650 | Lithium cells and batteries (excl. spent) | 510 | 688 | 28.5 | 45.6 | 19.7 | 34.4 |
| 852352 | Cards incorporating one or more electronic integrated circuits smart cards | 961 | 675 | 15.5 | 50.3 | 14.3 | 37.6 |
| 850760 | Lithium-ion accumulators (excl. spent) | 556 | 659 | 33.3 | 27.1 | 28.9 | 24.1 |
| 851650 | Microwave ovens | 677 | 653 | 15.6 | 24.9 | 17.7 | 33.0 |
| TOTAL Top 50 | | 247,865 | 260,001 | 8.3 | 26.8 | 7.4 | 25.0 |
| OTHERS | | 29,490 | 30,536 | 139.8 | 505.8 | 219.9 | 537.7 |
| 27 | Mineral fuels, mineral oils and products of their distillation; bituminous substances; mineral waxes | 220,166 | 207,331 | 39.7 | 60.3 | 29.6 | 58.3 |
| 271019 | Medium oils and preparations, of petroleum or bituminous minerals, n.e.s. | 68,950 | 64,079 | 48.7 | 54.1 | 52.3 | 55.5 |
| 271111 | Natural gas, liquefied | 37,750 | 38,099 | 21.2 | 82.7 | 21.1 | 69.6 |
| 271012 | Light oils and preparations, of petroleum or bituminous minerals which >= 90% by volume incl. losses distil at 210°C astm d 86 method (excl. containing biodiesel) | 33,595 | 32,962 | 67.0 | 16.3 | 80.2 | 20.3 |
| 270900 | Petroleum oils and oils obtained from bituminous minerals, crude | 34,550 | 31,807 | 6.0 | 32.3 | 6.1 | 32.6 |
| 270119 | Coal, whether or not pulverised, non-agglomerated (excl. anthracite and bituminous coal) | 10,715 | 9,648 | 71.6 | 0.0 | 91.6 | 0.0 |
| 270112 | Bituminous coal, whether or not pulverised, non-agglomerated | 12,307 | 9,409 | 1.7 | 2.1 | 2.3 | 2.8 |

| Code and label, HS 2-digit level | | Value in USD Million | | Share to Total Exports (%) | | | |
|----------------------------------|---|-----------------------------|----------------|----------------------------|-------------|-------------|-------------|
| | | 2013 | 2014 | 2013 | | 2014 | |
| | | Total Exports (Intra+Extra) | | Intra-ASEAN | Extra-ASEAN | Intra-ASEAN | Extra-ASEAN |
| 271121 | Natural gas in gaseous state | 8,839 | 8,090 | 0.5 | 3.5 | 0.8 | 3.6 |
| 271390 | Residues of petroleum oil or of oil obtained from bituminous minerals (excl. petroleum coke and petroleum bitumen) | 2,837 | 2,341 | 1.4 | 5.5 | 1.5 | 5.1 |
| 270210 | Lignite, whether or not pulverised, non-agglomerated (excl. jet) | 1,748 | 2,128 | 0.1 | 2.6 | 0.1 | 0.5 |
| 271320 | Petroleum bitumen | 1,915 | 2,063 | 0.0 | 0.0 | 0.0 | 0.0 |
| TOTAL Top 10 | | 213,206 | 200,627 | 34.8 | 40.3 | 39.4 | 39.8 |
| OTHERS | | 6,960 | 6,704 | 191.1 | 672.0 | -263.1 | 613.3 |
| 84 | Nuclear reactors, boilers, machinery and mechanical appliances; parts thereof | 138,495 | 139,844 | 29.0 | 70.9 | 27.2 | 72.8 |
| 847170 | Storage units for digital automatic data-processing machines | 22,444 | 22,896 | 11.1 | 99.5 | 10.3 | 87.7 |
| 847330 | Parts and accessories of automatic data-processing machines or for other machines of heading 8471, n.e.s. | 16,931 | 14,623 | 37.9 | 67.4 | 42.6 | 73.2 |
| 844399 | Parts and accessories of printers, copying machines and facsimile machines, n.e.s. (excl. of printing machinery used for printing by means of plates, cylinders and other printing components of heading 8442) | 6,920 | 7,712 | 28.6 | 90.7 | 20.0 | 69.5 |
| 847130 | Data-processing machines, automatic, digital, portable, weighing <= 10 kg, consisting of at least a central processing unit, a keyboard and a display (excl. peripheral units) | 5,056 | 4,975 | 33.7 | 53.2 | 26.2 | 75.4 |
| 843143 | Parts for boring or sinking machinery of subheading 8430.41 or 8430.49, n.e.s. | 5,089 | 4,530 | 17.6 | 50.3 | 22.1 | 56.1 |
| 844331 | Machines which perform two or more of the functions of printing, copying or facsimile transmission, capable of connecting to an automatic data processing machine or to a network | 3,674 | 4,465 | 6.3 | 69.1 | 7.3 | 69.2 |
| 841510 | Window or wall air conditioning machines, self-contained or split-system | 3,545 | 3,574 | 10.2 | 104.8 | 11.2 | 83.0 |
| 847150 | Processing units for automatic data-processing machines, digital, whether or not containing in the same housing one or two of the following types of unit: storage units, input units, output units (excl. those of heading 8471.41 or 8471.49 and excl. | 3,104 | 3,457 | 10.0 | 55.4 | 12.2 | 77.5 |
| 847180 | Units for digital automatic data-processing machines (excl. processing units, input or output units and storage units) | 3,414 | 3,166 | 14.9 | 68.6 | 11.4 | 84.8 |
| 844332 | Machines which only perform one of the functions of printing, copying or facsimile transmission, capable of connecting to an automatic data processing machine or to a network | 3,047 | 2,915 | 34.6 | 47.4 | 30.7 | 48.5 |
| 847990 | Parts of machines and mechanical appliances, n.e.s. | 2,308 | 2,078 | 13.3 | 53.7 | 18.5 | 64.2 |
| 841191 | Parts of turbojets or turbopropellers, n.e.s. | 2,048 | 1,970 | 35.9 | 27.9 | 43.4 | 36.4 |
| 848640 | Machines and apparatus specified in note 9 (c) to chapter 84 | 1,181 | 1,765 | 65.0 | 64.4 | 46.3 | 38.3 |
| 841430 | Compressors for refrigerating equipment | 1,718 | 1,748 | 50.5 | 38.3 | 51.9 | 32.6 |
| 847989 | Machines and mechanical appliances, n.e.s. | 1,201 | 1,714 | 79.1 | 123.6 | 19.8 | 63.6 |
| 848180 | Appliances for pipes, boiler shells, tanks, vats or the like (excl. pressure-reducing valves, valves for the control of pneumatic power transmission, check non-return valves and safety or relief valves) | 1,292 | 1,576 | 40.2 | 59.8 | 34.1 | 52.0 |
| 848210 | Ball bearings | 1,297 | 1,460 | 31.0 | 52.1 | 31.4 | 57.1 |
| 843149 | Parts of machinery of heading 8426, 8429 and 8430, n.e.s. | 1,494 | 1,427 | 28.6 | 118.2 | 18.9 | 70.6 |
| 848620 | Machines and apparatus for the manufacture of semiconductor devices or of electronic integrated circuits | 985 | 1,382 | 50.2 | 73.6 | 31.1 | 56.0 |
| 847190 | Magnetic or optical readers, machines for transcribing data onto data media in coded form and machines for processing such data, n.e.s. | 1,357 | 1,371 | 12.1 | 84.6 | 10.5 | 73.9 |
| 840999 | Parts suitable for use solely or principally with compression-ignition internal combustion piston engine, n.e.s. | 1,478 | 1,355 | 22.6 | 50.9 | 25.2 | 56.7 |
| 840991 | Parts suitable for use solely or principally with spark-ignition internal combustion piston engine, n.e.s. | 1,573 | 1,230 | 23.6 | 37.1 | 29.7 | 51.2 |
| 841810 | Combined refrigerator-freezers, with separate external doors | 1,109 | 1,127 | 2.9 | 130.0 | 3.1 | 84.1 |
| 841199 | Parts of gas turbines, n.e.s. | 919 | 1,123 | 3.3 | 38.9 | 3.3 | 82.6 |
| 848690 | Parts and accessories for machines and apparatus of a kind used solely or principally for the manufacture of semiconductor boules or wafers, semiconductor devices, electronic integrated circuits or flat panel displays, and for machines and apparatus | 1,445 | 1,077 | 19.6 | 44.4 | 28.8 | 59.6 |
| 840820 | Compression-ignition internal combustion piston engine diesel or semi-diesel engines, for the propulsion of vehicles of chapter 87 | 995 | 1,044 | 36.1 | 35.7 | 43.5 | 40.4 |
| 841480 | Air pumps, air or other gas compressors and ventilating or recycling hoods incorporating a fan, whether or not fitted with filters, having a maximum horizontal side > 120 cm (excl. vacuum pumps, hand- or foot-operated air pumps, compressors for ref | 876 | 958 | 23.6 | 71.4 | 24.1 | 62.9 |

| Code and label, HS 2-digit level | | Value in USD Million | | Share to Total Exports (%) | | | |
|----------------------------------|--|-----------------------------|---------------|----------------------------|-------------|-------------|-------------|
| | | 2013 | 2014 | 2013 | | 2014 | |
| | | Total Exports (Intra+Extra) | | Intra-ASEAN | Extra-ASEAN | Intra-ASEAN | Extra-ASEAN |
| 841590 | Parts of air conditioning machines, comprising a motor-driven fan and elements for changing the temperature and humidity, n.e.s. | 951 | 941 | 24.3 | 55.7 | 28.8 | 59.6 |
| 840710 | Spark-ignition reciprocating or rotary internal combustion piston engine, for aircraft | 1,032 | 923 | 8.6 | 51.5 | 13.6 | 71.3 |
| 847141 | Data-processing machines, automatic, digital, comprising in the same housing at least a central processing unit, and one input unit and one output unit, whether or not combined (excl. portable weighing <= 10 kg and excl. those presented in the form | 834 | 915 | 20.8 | 33.1 | 16.7 | 65.3 |
| TOTAL Top 30 | | 99,315 | 99,497 | 23.9 | 73.4 | 22.4 | 71.2 |
| 841583 | Air conditioning machines comprising a motor-driven fan, not incorporating a refrigerating unit but incorporating elements for changing the temperature and humidity (excl. of a kind used for persons in motor vehicles, and self-contained or split-sy | 784 | 896 | 24.4 | 44.3 | 28.7 | 49.0 |
| 841490 | Parts of : air or vacuum pumps, air or other gas compressors, fans and ventilating or recycling hoods incorporating a fan, n.e.s. | 831 | 881 | 41.9 | 27.3 | 39.2 | 33.3 |
| 847160 | Input or output units for digital automatic data-processing machines, whether or not containing storage units in the same housing | 971 | 861 | 19.8 | 32.5 | 20.5 | 46.4 |
| 844339 | Machines which only perform one of the functions of printing, copying or facsimile transmission (excl. those capable of connecting to an automatic data processing machine or to a network) | 750 | 783 | 4.2 | 61.4 | 5.1 | 58.7 |
| 848190 | Parts of valves and similar articles for pipes, boiler shells, tanks, vats or the like, n.e.s. | 696 | 776 | 11.5 | 18.2 | 22.1 | 41.0 |
| 841821 | Household refrigerators, compression-type | 787 | 764 | 25.1 | 26.7 | 29.2 | 33.5 |
| 842199 | Parts of machinery and apparatus for filtering or purifying liquids or gases, n.e.s. | 576 | 714 | 16.0 | 43.9 | 21.8 | 44.3 |
| 842952 | Self-propelled mechanical shovels, excavators and shovel loaders, with a 360° revolving superstructure | 770 | 686 | 3.9 | 39.7 | 5.0 | 57.9 |
| 841989 | Machinery, plant or laboratory equipment, whether or not electrically heated, for the treatment of materials by a process involving a change of temperature such as heating, cooking, roasting, sterilising, pasteurising, steaming, evaporating, vapori | 424 | 685 | 26.7 | 66.8 | 16.3 | 45.5 |
| 840734 | Spark-ignition reciprocating piston engine, of a kind used for vehicles of chapter 87, of a cylinder capacity > 1.000 cm ³ | 639 | 654 | 26.0 | 38.2 | 23.9 | 40.0 |
| 841112 | Turbojets of a thrust > 25 kn | 455 | 584 | 33.8 | 52.1 | 30.3 | 40.7 |
| 841182 | Gas turbines of a power > 5.000 kw (excl. turbojets and turbopropellers) | 322 | 540 | 48.7 | 77.8 | 23.2 | 53.0 |
| 841581 | Air conditioning machines incorporating a refrigerating unit and a valve for reversal of the cooling-heat cycle reversible heat pumps (excl. of a kind used for persons in motor vehicles and self-contained or split-system window or wall air conditio | 431 | 501 | 1.0 | 75.5 | 0.9 | 79.7 |
| 842139 | Machinery and apparatus for filtering or purifying gases (excl. isotope separators and intake air filters for internal combustion engines) | 411 | 473 | 8.9 | 100.8 | 6.3 | 77.9 |
| 840910 | Parts suitable for use solely or principally with internal combustion piston engine for aircraft, n.e.s. | 402 | 469 | 33.5 | 56.7 | 30.7 | 51.5 |
| 845011 | Fully-automatic household or laundry-type washing machines, of a dry linen capacity <= 6 kg | 472 | 461 | 13.3 | 55.5 | 16.6 | 66.5 |
| 841391 | Parts of pumps for liquids, n.e.s. | 415 | 448 | 40.3 | 39.9 | 35.3 | 47.6 |
| 841899 | Parts of refrigerating or freezing equipment and heat pumps, n.e.s. | 418 | 438 | 41.7 | 45.2 | 36.5 | 40.7 |
| 841459 | Fans (excl. table, floor, wall, window, ceiling or roof fans, with a self-contained electric motor of an output <= 125 w) | 384 | 438 | 36.3 | 64.3 | 25.5 | 51.4 |
| 841330 | Fuel, lubricating or cooling medium pumps for internal combustion piston engine | 385 | 438 | 26.9 | 59.1 | 19.4 | 57.4 |
| TOTAL Top 50 | | 110,637 | 111,986 | 23.7 | 70.7 | 22.4 | 68.8 |
| OTHERS | | 27,858 | 27,858 | 50.1 | 71.7 | 46.6 | 89.0 |
| 39 | Plastics and articles thereof | 39,567 | 43,377 | 33.2 | 68.9 | 33.2 | 80.8 |
| 390190 | Polymers of ethylene, in primary forms (excl. polyethylene and ethylene-vinyl acetate copolymers) | 2,551 | 4,053 | 52.8 | 249.1 | 34.9 | 152.3 |
| 390110 | Polyethylene with a specific gravity of < 0.94, in primary forms | 3,362 | 3,539 | 58.6 | 92.9 | 58.1 | 79.3 |
| 390120 | Polyethylene with a specific gravity of >= 0.94, in primary forms | 3,327 | 3,499 | 34.5 | 49.6 | 33.4 | 71.0 |
| 390210 | Polypropylene, in primary forms | 2,441 | 2,791 | 74.7 | 51.3 | 45.0 | 69.5 |
| 390230 | Propylene copolymers, in primary forms | 2,355 | 2,745 | 2.3 | 121.0 | 2.6 | 111.3 |
| 392690 | Articles of plastics and articles of other materials of heading 3901 to 3914, n.e.s | 2,591 | 2,674 | 22.0 | 38.4 | 25.4 | 41.6 |
| 392321 | Sacks and bags, incl. cones, of polymers of ethylene | 1,801 | 1,902 | 50.1 | 57.0 | 35.5 | 47.4 |
| 390740 | Polycarbonates, in primary forms | 1,702 | 1,819 | 58.8 | 29.7 | 48.9 | 24.1 |
| 390760 | Polyethylene terephthalate, in primary forms | 1,163 | 1,178 | 57.6 | 26.3 | 62.5 | 37.5 |

| Code and label, HS 2-digit level | | Value in USD Million | | Share to Total Exports (%) | | | |
|----------------------------------|--|-----------------------------|---------------|----------------------------|-------------|-------------|--------------|
| | | 2013 | 2014 | 2013 | | 2014 | |
| | | Total Exports (Intra+Extra) | | Intra-ASEAN | Extra-ASEAN | Intra-ASEAN | Extra-ASEAN |
| 392010 | Plates, sheets, film, foil and strip, of non-cellular plastics, not reinforced, laminated, supported or similarly combined with other materials, without backing, unworked or merely surface-worked or merely cut into squares or rectangles (excl. self | 943 | 1,031 | 63.5 | 52.3 | 60.9 | 41.7 |
| 390720 | Polyethers, in primary forms (excl. polyacetals) | 774 | 978 | 38.3 | 62.2 | 30.1 | 53.7 |
| 390690 | Acrylic polymers, in primary forms (excl. polymethyl methacrylate) | 882 | 978 | 56.7 | 43.3 | 42.5 | 40.0 |
| 391990 | Self-adhesive plates, sheets, film, foil, tape, strip and other flat shapes, of plastics, whether or not in rolls > 20 cm wide (excl. floor, wall and ceiling coverings of heading 3918) | 691 | 702 | 20.7 | 51.7 | 23.4 | 82.5 |
| 390319 | Polystyrene, in primary forms (excl. expandable) | 852 | 699 | 13.0 | 67.5 | 15.5 | 79.3 |
| 390330 | Acrylonitrile-butadiene-styrene copolymers abs, in primary forms | 611 | 602 | 7.1 | 97.5 | 9.6 | 95.5 |
| 392329 | Sacks and bags, incl. cones, of plastics (excl. those of polymers of ethylene) | 538 | 587 | 4.6 | 85.2 | 14.0 | 88.0 |
| 392190 | Plates, sheets, film, foil and strip, of plastics, reinforced, laminated, supported or similarly combined with other materials, unworked or merely surface-worked or merely cut into squares or rectangles (excl. of cellular plastic; self-adhesive pro | 507 | 582 | 35.4 | 47.9 | 45.8 | 53.2 |
| 392020 | Plates, sheets, film, foil and strip, of non-cellular polymers of ethylene, not reinforced, laminated, supported or similarly combined with other materials, without backing, unworked or merely surface-worked or merely cut into squares or rectangles | 618 | 579 | 34.3 | 49.3 | 43.1 | 48.8 |
| 390810 | Polyamides-6, -11, -12, -6,6, -6,9, -6,10 or -6,12, in primary forms | 592 | 579 | 19.2 | 65.3 | 19.4 | 68.8 |
| 391590 | Waste, parings and scrap of plastics (excl. that of polymers of ethylene, styrene and vinyl chloride) | 662 | 577 | 6.6 | 57.8 | 9.8 | 76.5 |
| 390730 | Epoxide resins, in primary forms | 601 | 546 | 22.6 | 60.1 | 28.8 | 60.2 |
| 392390 | Articles for the conveyance or packaging of goods, of plastics (excl. boxes, cases, crates and similar articles; sacks and bags, incl. cones; carboys, bottles, flasks and similar articles; sppols, spindles, bobbins and similar supports; stoppers, l | 546 | 529 | 5.7 | 60.2 | 5.3 | 59.3 |
| 390799 | Saturated polyesters in primary forms (excl. polycarbonates, alkylid resins and polyethylene terephthalate) | 486 | 526 | 23.1 | 33.8 | 22.8 | 33.6 |
| 392310 | Boxes, cases, crates and similar articles for the conveyance or packaging of goods, of plastics | 437 | 486 | 9.0 | 61.6 | 6.6 | 53.5 |
| 390410 | Polyvinyl chloride, in primary forms, not mixed with any other substances | 516 | 479 | 23.0 | 27.8 | 29.5 | 29.8 |
| 392062 | Plates, sheets, film, foil and strip, of non-cellular polyethylene terephthalate, not reinforced, laminated, supported or similarly combined with other materials, without backing, unworked or merely surface-worked or merely cut into squares or rect | 440 | 458 | 0.6 | 4.5 | 1.1 | 50.8 |
| 390390 | Polymers of styrene, in primary forms (excl. polystyrene, styrene-acrylonitrile copolymers san and acrylonitrile-butadiene-styrene abs) | 303 | 446 | 5.8 | 69.5 | 5.7 | 44.7 |
| 390130 | Ethylene-vinyl acetate copolymers, in primary forms | 329 | 376 | 17.7 | 36.4 | 17.6 | 35.2 |
| 392410 | Tableware and kitchenware, of plastics | 313 | 339 | 43.8 | 21.7 | 33.5 | 20.1 |
| 391000 | Silicones in primary forms | 356 | 309 | 13.5 | 8.8 | 24.2 | 29.0 |
| | TOTAL Top 30 | 33,290 | 36,590 | 37.4 | 73.4 | 33.2 | 71.9 |
| | OTHERS | 6,277 | 6,787 | 10.9 | 45.3 | 33.1 | 129.0 |
| 87 | Vehicles other than railway or tramway rolling stock, and parts and accessories thereof | 40,412 | 41,009 | 12.5 | 86.3 | 32.2 | 70.7 |
| 870421 | Motor vehicles for the transport of goods, with compression-ignition internal combustion piston engine diesel or semi-diesel of a gross vehicle weight <= 5 t (excl. dumpers for off-highway use of subheading 8704.10 and special purpose motor vehicle | 7,585 | 7,613 | 8.8 | 209.7 | 7.6 | 188.3 |
| 870899 | Parts and accessories, for tractors, motor vehicles for the transport of ten or more persons, motor cars and other motor vehicles principally designed for the transport of persons, motor vehicles for the transport of goods and special purpose motor | 4,856 | 4,532 | 6.0 | 56.7 | 5.8 | 60.2 |
| 870322 | Motor cars and other motor vehicles principally designed for the transport of persons, incl. station wagons and racing cars, with spark-ignition internal combustion reciprocating piston engine of a cylinder capacity > 1.000 cm³ but <= 1.500 cm³ (ex | 3,196 | 3,980 | 8.0 | 96.9 | 4.4 | 67.4 |
| 870323 | Motor cars and other motor vehicles principally designed for the transport of persons, incl. station wagons and racing cars, with spark-ignition internal combustion reciprocating piston engine of a cylinder capacity > 1.500 cm³ but <= 3.000 cm³ (ex | 3,654 | 3,060 | 31.0 | 30.5 | 32.4 | 33.0 |
| 870431 | Motor vehicles for the transport of goods, with spark-ignition internal combustion piston engine, of a gross vehicle weight <= 5 t (excl. dumpers for off-highway use of subheading 8704.10 and special purpose motor vehicles of heading 8705) | 3,128 | 2,808 | 16.7 | 33.7 | 15.5 | 39.6 |
| 870840 | Gear boxes for tractors, motor vehicles for the transport of ten or more persons, motor cars and other motor vehicles principally designed for the transport of persons, motor vehicles for the transport of goods and special purpose motor vehicles | 1,585 | 2,404 | 16.8 | 49.2 | 12.2 | 31.9 |

| Code and label, HS 2-digit level | Value in USD Million | | Share to Total Exports (%) | | | | |
|----------------------------------|--|--------|----------------------------|-------------|-------------|-------------|-------|
| | 2013 | 2014 | 2013 | | 2014 | | |
| | Total Exports (Intra+Extra) | | Intra-ASEAN | Extra-ASEAN | Intra-ASEAN | Extra-ASEAN | |
| 870829 | Parts and accessories of bodies for tractors, motor vehicles for the transport of ten or more persons, motor cars and other motor vehicles principally designed for the transport of persons, motor vehicles for the transport of goods and special purp | 1,791 | 1,942 | 2.4 | 26.5 | 4.0 | 33.2 |
| 870332 | Motor cars and other motor vehicles principally designed for the transport of persons, incl. station wagons and racing cars, with compression-ignition internal combustion piston engine diesel or semi-diesel of a cylinder capacity > 1.500 cm³ but <= | 1,329 | 1,385 | 18.9 | 24.7 | 17.5 | 18.8 |
| 871410 | Parts and accessories of motorcycles, incl. mopeds, n.e.s. | 1,219 | 1,179 | 0.9 | 60.7 | 0.9 | 37.7 |
| 871120 | Motorcycles, incl. mopeds, with reciprocating internal combustion piston engine of a cylinder capacity > 50 cm³ but <= 250 cm³ | 1,059 | 1,091 | 11.4 | 20.8 | 12.2 | 23.7 |
| 870894 | Steering wheels, steering columns and steering boxes, for tractors, motor vehicles for the transport of ten or more persons, motor cars and other motor vehicles principally designed for the transport of persons, motor vehicles for the transport of | 820 | 893 | 4.9 | 14.7 | 4.5 | 14.2 |
| 870870 | Road wheels and parts and accessories thereof, for tractors, motor vehicles for the transport of ten or more persons, motor cars and other motor vehicles principally designed for the transport of persons, motor vehicles for the transport of goods a | 662 | 721 | 26.5 | 8.9 | 14.4 | 7.9 |
| 870333 | Motor cars and other motor vehicles principally designed for the transport of persons, incl. station wagons and racing cars, with compression-ignition internal combustion piston engine diesel or semi-diesel of a cylinder capacity > 2.500 cm³ (excl. | 576 | 652 | 7.7 | 15.0 | 6.1 | 17.7 |
| 870830 | Brakes and servo-brakes and their parts, for tractors, motor vehicles for the transport of ten or more persons, motor cars and other motor vehicles principally designed for the transport of persons, motor vehicles for the transport of goods and spe | 796 | 641 | 6.2 | 22.7 | 4.7 | 15.5 |
| 871499 | Parts and accessories, for bicycles, n.e.s. | 807 | 603 | 0.6 | 3.8 | 1.3 | 20.0 |
| 870895 | Safety airbags with inflator system and parts thereof, for tractors, motor vehicles for the transport of ten or more persons, motor cars and other motor vehicles principally designed for the transport of persons, motor vehicles for the transport of | 632 | 556 | 6.6 | 12.9 | 6.4 | 14.1 |
| 870850 | Drive-axes with differential, whether or not provided with other transmission components, for motor vehicles | 485 | 490 | 3.2 | 17.0 | 4.1 | 17.7 |
| 870810 | Bumpers and parts thereof for tractors, motor vehicles for the transport of ten or more persons, motor cars and other motor vehicles principally designed for the transport of persons, motor vehicles for the transport of goods and special purpose mo | 510 | 474 | 7.6 | 11.0 | 9.6 | 10.6 |
| 870324 | Motor cars and other motor vehicles principally designed for the transport of persons, incl. station wagons and racing cars, with spark-ignition internal combustion reciprocating piston engine of a cylinder capacity > 3.000 cm³ (excl. vehicles for | 532 | 463 | 4.0 | 9.8 | 4.9 | 11.2 |
| 871494 | Brakes, incl. coaster braking hubs and hub brakes, and parts thereof, for bicycles | 292 | 452 | 2.1 | 16.8 | 1.0 | 14.4 |
| 871496 | Pedals and crank-gear, and parts thereof, for bicycles, n.e.s. | 342 | 380 | 2.2 | 15.0 | 2.9 | 15.0 |
| 870891 | Radiators for tractors, motor vehicles for the transport of ten or more persons, motor cars and other motor vehicles principally designed for the transport of persons, motor vehicles for the transport of goods and special purpose motor vehicles | 284 | 347 | 3.5 | 5.8 | 2.0 | 17.1 |
| 871140 | Motorcycles, incl. mopeds, with reciprocating internal combustion piston engine of a cylinder capacity > 500 cm³ but <= 800 cm³ | 499 | 338 | 0.3 | 3.9 | 0.6 | 18.0 |
| 870893 | Clutches and parts thereof, for tractors, motor vehicles for the transport of ten or more persons, motor cars and other motor vehicles principally designed for the transport of persons, motor vehicles for the transport of goods and special purpose | 297 | 325 | 5.2 | 20.0 | 3.2 | 14.7 |
| 871493 | Hubs (other than coaster braking hubs) and hub brakes, and free-wheel sprocket-wheels, for bicycles | 225 | 310 | 13.0 | 13.5 | 8.9 | 9.4 |
| 871150 | Motorcycles, incl. mopeds, with reciprocating internal combustion piston engine of a cylinder capacity > 800 cm³ | 164 | 282 | 12.6 | 29.6 | 5.4 | 14.6 |
| 870321 | Motor cars and other motor vehicles principally designed for the transport of persons, incl. station wagons and racing cars, with spark-ignition internal combustion reciprocating piston engine of a cylinder capacity <= 1.000 cm³ (excl. vehicles for | 148 | 259 | 4.4 | 32.1 | 2.6 | 18.3 |
| 871200 | Bicycles and other cycles, incl. delivery tricycles, not motorised | 599 | 232 | 0.8 | 4.0 | 1.3 | 16.0 |
| 870410 | Dumpers for off-highway use | 182 | 212 | 4.8 | 18.2 | 3.7 | 14.1 |
| 870880 | Suspension shock-absorbers for tractors, motor vehicles for the transport of ten or more persons, motor cars and other motor vehicles principally designed for the transport of persons, motor vehicles for the transport of goods and special purpose m | 199 | 200 | 1.9 | 9.9 | 5.0 | 10.7 |
| TOTAL Top 30 | | 38,451 | 38,825 | 10.7 | 71.8 | 9.4 | 65.7 |
| OTHERS | | 1,962 | 2,184 | 48.3 | 370.8 | 437.6 | 158.6 |

TABLE 4B.4
TOP 50 HS 6-DIGIT LEVEL PRODUCTS OF THE ASEAN IMPORTS TOP 5 HS 2-DIGIT LEVEL PRODUCT GROUPS
AND THEIR INTRA- AND EXTRA-ASEAN SHARES
(Products sorted on the basis of 2014 imports values)

| Code and label, HS 2-digit level | | Value in USD Million | | Share to Total Imports (%) | | | |
|-----------------------------------|--|-----------------------------|----------------|----------------------------|-------------|-------------|-------------|
| | | 2013 | 2014 | 2013 | | 2014 | |
| | | Total Imports (Intra+Extra) | | Intra-ASEAN | Extra-ASEAN | Intra-ASEAN | Extra-ASEAN |
| TOTAL ASEAN IMPORTS (Intra+Extra) | | 1,240,388 | 1,236,216 | 22.4 | 77.6 | 22.5 | 77.5 |
| 27 | Mineral fuels, mineral oils and products of their distillation; bituminous substances; mineral waxes | 273,822 | 268,415 | 31.5 | 68.5 | 30.8 | 72.6 |
| 270900 | Petroleum oils and oils obtained from bituminous minerals, crude | 101,455 | 95,211 | 8.4 | 93.8 | 10.0 | 96.5 |
| 271019 | Medium oils and preparations, of petroleum or bituminous minerals, n.e.s. | 89,647 | 88,222 | 37.1 | 65.9 | 37.9 | 64.4 |
| 271012 | Light oils and preparations, of petroleum or bituminous minerals which >= 90% by volume incl. losses distil at 210°C astm d 86 method (excl. containing biodiesel) | 54,034 | 55,874 | 36.5 | 37.8 | 46.6 | 46.3 |
| 271121 | Natural gas in gaseous state | 9,984 | 9,185 | 98.4 | 0.2 | 108.7 | 0.0 |
| 271111 | Natural gas, liquefied | 2,222 | 3,875 | 25.8 | 15.2 | 14.4 | 10.9 |
| 270119 | Coal, whether or not pulverised, non-agglomerated (excl. anthracite and bituminous coal) | 3,245 | 2,918 | 3.5 | 14.6 | 3.1 | 7.7 |
| 271113 | Butanes, liquefied (excl. of a purity of >= 95% of n-butane or isobutane) | 3,124 | 2,887 | 1.7 | 4.5 | 1.7 | 4.8 |
| 271112 | Propane, liquefied | 2,709 | 2,632 | 0.2 | 6.4 | 0.1 | 6.2 |
| 271119 | Gaseous hydrocarbons, liquefied, n.e.s. (excl. natural gas, propane, butane, ethylene, propylene, butylene and butadiene) | 1,635 | 1,443 | 2.0 | 0.1 | 1.7 | 0.2 |
| 270112 | Bituminous coal, whether or not pulverised, non-agglomerated | 981 | 1,413 | 0.0 | 0.5 | 0.0 | 0.5 |
| TOTAL Top 10 | | 269,036 | 263,661 | 26.8 | 65.4 | 30.2 | 66.6 |
| OTHERS | | 4,786 | 4,754 | 295.9 | 243.5 | 62.0 | 407.3 |
| 85 | Electrical machinery and equipment and parts thereof; sound recorders and reproducers, television image and sound recorders and reproducers, and parts and accessories of such articles | 249,187 | 248,024 | 21.5 | 78.5 | 21.4 | 74.9 |
| 854239 | Electronic integrated circuits (excl. such as processors, controllers, memories and amplifiers) | 53,042 | 50,789 | 0.7 | 12.9 | 0.6 | 19.1 |
| 854231 | Electronic integrated circuits as processors and controllers, whether or not combined with memories, converters, logic circuits, amplifiers, clock and timing circuits, or other circuits | 34,216 | 35,254 | 2.3 | 18.2 | 2.1 | 15.7 |
| 854290 | Parts of electronic integrated circuits and microassemblies, n.e.s. | 24,815 | 24,240 | 4.1 | 18.2 | 4.6 | 19.3 |
| 851712 | Telephones for cellular networks mobile telephones or for other wireless networks | 15,990 | 15,779 | 4.5 | 27.7 | 4.9 | 29.1 |
| 851770 | Parts of telephone sets, telephones for cellular networks or for other wireless networks and of other apparatus for the transmission or reception of voice, images or other data, n.e.s. | 10,046 | 9,680 | 13.0 | 35.2 | 11.7 | 37.5 |
| 852990 | Parts suitable for use solely or principally with transmission and reception apparatus for radio-telephony, radio-telegraphy, radio-broadcasting, television, television cameras, still image video cameras and other video camera recorders, radar appa | 6,278 | 6,339 | 14.1 | 36.7 | 12.8 | 36.8 |
| 854232 | Electronic integrated circuits as memories | 4,717 | 5,865 | 9.3 | 37.3 | 11.2 | 39.5 |
| 853400 | Printed circuits | 5,813 | 5,747 | 7.0 | 32.1 | 15.4 | 36.0 |
| 851762 | Machines for the reception, conversion and transmission or regeneration of voice, images or other data, incl. switching and routing apparatus (excl. telephone sets, telephones for cellular networks or for other wireless networks) | 5,379 | 5,624 | 7.9 | 46.5 | 7.0 | 42.1 |
| 853690 | Electrical apparatus for switching electrical circuits, or for making connections to or in electrical circuits, for a voltage <= 1.000 v (excl. fuses, automatic circuit breakers and other apparatus for protecting electrical circuits, relays and oth | 4,765 | 4,783 | 9.3 | 43.1 | 9.4 | 44.6 |
| 854140 | Photosensitive semiconductor devices, incl. photovoltaic cells whether or not assembled in modules or made up into panels; light emitting diodes (excl. photovoltaic generators) | 2,975 | 3,294 | 8.4 | 49.7 | 7.5 | 47.5 |
| 853710 | Boards, cabinets and similar combinations of apparatus for electric control or the distribution of electricity, for a voltage <= 1.000 v | 3,145 | 3,133 | 10.7 | 35.7 | 11.9 | 38.4 |
| 854129 | Transistors with a dissipation rate >= 1 w (excl. photosensitive transistors) | 2,669 | 2,768 | 44.6 | 4.8 | 44.5 | 10.1 |
| 854190 | Parts of diodes, transistors and similar semiconductor devices; photosensitive semiconductor devices, light emitting diodes and mounted piezoelectric crystals, n.e.s. | 2,410 | 2,736 | 40.0 | 36.4 | 36.9 | 18.2 |

| Code and label, HS 2-digit level | | Value in USD Million | | Share to Total Imports (%) | | | |
|----------------------------------|---|-----------------------------|---------|----------------------------|-------------|-------------|-------------|
| | | 2013 | 2014 | 2013 | | 2014 | |
| | | Total Imports (Intra+Extra) | | Intra-ASEAN | Extra-ASEAN | Intra-ASEAN | Extra-ASEAN |
| 850440 | Static converters | 2,585 | 2,713 | 27.9 | 37.8 | 23.4 | 28.4 |
| 852580 | Television cameras, digital cameras and video camera recorders | 2,777 | 2,603 | 9.8 | 52.1 | 8.0 | 45.4 |
| 854370 | Electrical machines and apparatus, having individual functions, n.e.s. in chapter 85 | 2,956 | 2,136 | 16.1 | 28.2 | 19.9 | 38.9 |
| 853890 | Parts suitable for use solely or principally with the apparatus of heading 8535, 8536 or 8537, n.e.s. (excl. boards, panels, consoles, desks, cabinets and other bases for the goods of heading 8537, not equipped with their apparatus) | 1,810 | 1,926 | 19.1 | 48.7 | 15.5 | 46.0 |
| 854449 | Electric conductors, for a voltage <= 80 v, insulated, not fitted with connectors, n.e.s. | 1,577 | 1,536 | 27.5 | 54.8 | 19.6 | 55.1 |
| 853120 | Indicator panels with liquid crystal devices [lcd] or light emitting diodes [led] (excl. those for cycles, motor vehicles and traffic signalling) | 2,154 | 1,518 | 10.4 | 42.4 | 17.4 | 57.8 |
| 852329 | Magnetic media for the recording of sound or of other phenomena (excl. cards incorporating a magnetic stripe and goods of chapter 37) | 1,511 | 1,469 | 9.4 | 61.1 | 9.7 | 67.1 |
| 854110 | Diodes (excl. photosensitive or light emitting diodes) | 1,528 | 1,432 | 8.7 | 48.3 | 8.7 | 54.6 |
| 852872 | Reception apparatus for television, colour, whether or not incorporating radio-broadcast receivers or sound or video recording or reproducing apparatus, designed to incorporate a video display or screen | 1,512 | 1,408 | 12.5 | 57.9 | 12.0 | 50.6 |
| 854390 | Parts of electrical machines and apparatus, having individual functions, not specified or included elsewhere in chapter 85 | 1,391 | 1,365 | 21.2 | 4.4 | 48.2 | 9.9 |
| 850239 | Generating sets (excl. wind-powered and powered by spark-ignition internal combustion piston engine) | 650 | 1,306 | 14.8 | 107.8 | 6.6 | 52.2 |
| 850110 | Motors of an output <= 37,5 w | 1,405 | 1,306 | 15.5 | 44.2 | 17.7 | 40.5 |
| 850450 | Inductors (excl. inductors for discharge lamps or tubes) | 1,257 | 1,222 | 4.1 | 42.6 | 6.2 | 53.0 |
| 854442 | Electric conductors for a voltage <= 1.000 v, insulated, fitted with connectors, n.e.s. | 1,143 | 1,207 | 6.1 | 51.1 | 3.8 | 55.0 |
| 853650 | Switches for a voltage <= 1.000 v (excl. relays and automatic circuit breakers) | 1,143 | 1,165 | 5.6 | 37.7 | 5.5 | 54.3 |
| 851761 | Base stations of apparatus for the transmission or reception of voice, images or other data | 708 | 1,132 | 18.5 | 76.5 | 11.3 | 47.9 |
| TOTAL Top 30 | | 202,369 | 201,476 | 6.6 | 25.5 | 7.0 | 27.1 |
| 853720 | Boards, cabinets and similar combinations of apparatus for electric control or the distribution of electricity, for a voltage > 1.000 v | 1,184 | 1,075 | 10.4 | 38.6 | 13.1 | 48.0 |
| 850300 | Parts suitable for use solely or principally with electric motors and generators, electric generating sets and rotary converters, n.e.s. | 1,148 | 1,031 | 3.4 | 107.5 | 4.6 | 58.4 |
| 854150 | Semiconductor devices, n.e.s. | 1,079 | 976 | 9.0 | 47.6 | 7.8 | 57.9 |
| 850213 | Generating sets with compression-ignition internal combustion piston engine diesel or semi-diesel engines of an output > 375 kva | 768 | 966 | 38.6 | 35.3 | 39.3 | 27.0 |
| 853224 | Fixed electrical capacitors, ceramic dielectric, multilayer (excl. power capacitors) | 978 | 964 | 30.5 | 43.0 | 26.5 | 38.2 |
| 853669 | Plugs and sockets for a voltage <= 1.000 v (excl. lamp holders) | 907 | 909 | 14.0 | 53.0 | 10.4 | 56.7 |
| 854420 | Coaxial cable and other coaxial electric conductors, insulated | 881 | 876 | 17.0 | 44.5 | 20.9 | 43.6 |
| 850760 | Lithium-ion accumulators (excl. spent) | 428 | 859 | 29.5 | 87.1 | 17.1 | 46.1 |
| 854470 | Optical fibre cables made up of individually sheathed fibres, whether or not containing electric conductors or fitted with connectors | 723 | 830 | 17.6 | 62.7 | 12.7 | 51.5 |
| 852341 | Optical media for the recording of sound or of other phenomena, unrecorded (excl. goods of chapter 37) | 794 | 754 | 8.0 | 37.1 | 14.5 | 53.3 |
| 850131 | Dc motors of an output > 37,5 w but <= 750 w and dc generators of an output <= 750 w | 511 | 741 | 25.7 | 75.4 | 18.4 | 49.2 |
| 852290 | Parts and accessories suitable for use solely or principally with sound reproducing and recording apparatus and with video equipment for recording and reproducing pictures and sound (excl. pick-up devices for grooved recording media) | 760 | 731 | 10.6 | 46.4 | 11.0 | 53.9 |
| 851890 | Parts of microphones, loudspeakers, headphones and earphones, earphones, audio-frequency electric amplifiers or electric sound amplifier sets, n.e.s. | 657 | 727 | 8.4 | 48.3 | 18.5 | 40.0 |
| 853229 | Fixed electrical capacitors (excl. tantalum, aluminium electrolytic, ceramic, paper, plastic and power capacitors) | 771 | 716 | 14.2 | 44.4 | 12.1 | 46.2 |
| 854160 | Mounted piezoelectric crystals | 646 | 681 | 12.3 | 49.4 | 11.1 | 47.9 |
| 850490 | Parts of electrical transformers and inductors, n.e.s. | 670 | 676 | 9.8 | 46.2 | 13.5 | 44.5 |
| 854430 | Ignition wiring sets and other wiring sets for vehicles, aircraft or ships | 640 | 632 | 16.6 | 47.2 | 14.5 | 47.4 |
| 854411 | Winding wire for electrical purposes, of copper, insulated | 624 | 617 | 4.0 | 62.7 | 3.8 | 56.5 |

| Code and label, HS 2-digit level | | Value in USD Million | | Share to Total Imports (%) | | | |
|----------------------------------|---|-----------------------------|----------------|----------------------------|-------------|-------------|-------------|
| | | 2013 | 2014 | 2013 | | 2014 | |
| | | Total Imports (Intra+Extra) | | Intra-ASEAN | Extra-ASEAN | Intra-ASEAN | Extra-ASEAN |
| 852351 | Solid-state, non-volatile data storage devices for recording data from an external source (flash memory cards or flash electronic storage cards) (excl. goods of chapter 37) | 709 | 612 | 7.3 | 70.9 | 6.4 | 51.3 |
| 852851 | Monitors of a kind solely or principally used in an automatic data-processing machine of heading 8471 (excl. with cathode ray tube) | 641 | 591 | 8.2 | 48.7 | 6.7 | 52.6 |
| TOTAL Top 50 | | 217,887 | 217,441 | 7.2 | 27.5 | 7.5 | 28.7 |
| OTHERS | | 31,300 | 30,584 | 121.4 | 433.5 | 120.4 | 403.4 |
| 84 | Nuclear reactors, boilers, machinery and mechanical appliances; parts thereof | 155,920 | 153,964 | 17.5 | 82.4 | 18.2 | 81.8 |
| 847330 | Parts and accessories of automatic data-processing machines or for other machines of heading 8471, n.e.s. | 14,260 | 12,554 | 35.8 | 65.1 | 37.3 | 76.3 |
| 844399 | Parts and accessories of printers, copying machines and facsimile machines, n.e.s. (excl. of printing machinery used for printing by means of plates, cylinders and other printing components of heading 8442) | 5,896 | 6,192 | 6.8 | 117.2 | 10.2 | 100.2 |
| 847130 | Data-processing machines, automatic, digital, portable, weighing <= 10 kg, consisting of at least a central processing unit, a keyboard and a display (excl. peripheral units) | 6,832 | 6,130 | 28.0 | 91.2 | 19.7 | 74.2 |
| 841191 | Parts of turbojets or turbopropellers, n.e.s. | 6,004 | 5,730 | 44.6 | 44.4 | 42.0 | 37.6 |
| 847170 | Storage units for digital automatic data-processing machines | 4,565 | 4,443 | 5.6 | 53.8 | 6.9 | 60.6 |
| 843143 | Parts for boring or sinking machinery of subheading 8430.41 or 8430.49, n.e.s. | 4,251 | 4,067 | 7.8 | 67.5 | 10.2 | 57.9 |
| 848180 | Appliances for pipes, boiler shells, tanks, vats or the like (excl. pressure-reducing valves, valves for the control of pneumatic power transmission, check non-return valves and safety or relief valves) | 3,000 | 3,233 | 8.8 | 78.3 | 12.7 | 70.2 |
| 847989 | Machines and mechanical appliances, n.e.s. | 2,727 | 2,714 | 9.0 | 95.8 | 9.4 | 81.1 |
| 840999 | Parts suitable for use solely or principally with compression-ignition internal combustion piston engine, n.e.s. | 2,680 | 2,180 | 25.3 | 69.4 | 27.6 | 72.3 |
| 841199 | Parts of gas turbines, n.e.s. | 2,065 | 2,120 | 17.1 | 83.7 | 18.6 | 83.1 |
| 843149 | Parts of machinery of heading 8426, 8429 and 8430, n.e.s. | 2,458 | 2,055 | 9.2 | 72.1 | 7.8 | 75.9 |
| 841490 | Parts of : air or vacuum pumps, air or other gas compressors, fans and ventilating or recycling hoods incorporating a fan, n.e.s. | 1,226 | 1,932 | 35.6 | 90.7 | 22.7 | 65.8 |
| 847990 | Parts of machines and mechanical appliances, n.e.s. | 2,074 | 1,869 | 12.9 | 55.4 | 15.0 | 66.9 |
| 848690 | Parts and accessories for machines and apparatus of a kind used solely or principally for the manufacture of semiconductor boules or wafers, semiconductor devices, electronic integrated circuits or flat panel displays, and for machines and apparatus | 1,807 | 1,817 | 21.8 | 47.4 | 26.4 | 55.3 |
| 840991 | Parts suitable for use solely or principally with spark-ignition internal combustion piston engine, n.e.s. | 2,178 | 1,791 | 9.1 | 57.8 | 11.9 | 69.7 |
| 847150 | Processing units for automatic data-processing machines, digital, whether or not containing in the same housing one or two of the following types of unit: storage units, input units, output units (excl. those of heading 8471.41 or 8471.49 and excl. | 1,710 | 1,727 | 56.1 | 16.4 | 63.6 | 19.9 |
| 841430 | Compressors for refrigerating equipment | 1,485 | 1,427 | 8.5 | 65.9 | 12.4 | 73.6 |
| 841510 | Window or wall air conditioning machines, self-contained or split-system | 1,443 | 1,420 | 19.4 | 59.2 | 21.0 | 64.2 |
| 848210 | Ball bearings | 1,396 | 1,347 | 11.1 | 54.4 | 16.1 | 66.6 |
| 841480 | Air pumps, air or other gas compressors and ventilating or recycling hoods incorporating a fan, whether or not fitted with filters, having a maximum horizontal side > 120 cm (excl. vacuum pumps, hand- or foot-operated air pumps, compressors for ref | 1,462 | 1,277 | 7.3 | 72.8 | 7.9 | 73.5 |
| 840820 | Compression-ignition internal combustion piston engine diesel or semi-diesel engines, for the propulsion of vehicles of chapter 87 | 1,531 | 1,189 | 11.0 | 50.5 | 14.0 | 71.0 |
| 842952 | Self-propelled mechanical shovels, excavators and shovel loaders, with a 360° revolving superstructure | 1,576 | 1,149 | 10.2 | 55.5 | 13.7 | 73.6 |
| 847190 | Magnetic or optical readers, machines for transcribing data onto data media in coded form and machines for processing such data, n.e.s. | 1,210 | 1,135 | 43.1 | 50.4 | 34.3 | 46.9 |
| 848620 | Machines and apparatus for the manufacture of semiconductor devices or of electronic integrated circuits | 834 | 1,087 | 7.0 | 55.7 | 2.7 | 79.5 |
| 848190 | Parts of valves and similar articles for pipes, boiler shells, tanks, vats or the like, n.e.s. | 1,114 | 1,058 | 10.8 | 64.7 | 12.6 | 71.3 |
| 844332 | Machines which only perform one of the functions of printing, copying or facsimile transmission, capable of connecting to an automatic data processing machine or to a network | 923 | 1,057 | 7.9 | 83.1 | 8.9 | 74.1 |
| 841370 | Centrifugal pumps, power-driven (excl. those of subheading 8413.11 and 8413.19, fuel, lubricating or cooling medium pumps for internal combustion piston engine and concrete pumps) | 878 | 967 | 34.9 | 61.7 | 30.5 | 58.0 |

| Code and label, HS 2-digit level | Value in USD Million | | Share to Total Imports (%) | | | | |
|----------------------------------|--|---------------|----------------------------|-------------|--------------|-------------|-------------|
| | 2013 | 2014 | 2013 | | 2014 | | |
| | Total Imports (Intra+Extra) | | Intra-ASEAN | Extra-ASEAN | Intra-ASEAN | Extra-ASEAN | |
| 848340 | Gears and gearing for machinery (excl. toothed wheels, chain sprockets and other transmission elements presented separately); ball or roller screws; gear boxes and other speed changers, incl. torque converters | 1,040 | 958 | 7.4 | 78.1 | 6.4 | 82.7 |
| 848071 | Injection or compression-type moulds for rubber or plastics | 853 | 915 | 5.9 | 83.7 | 5.6 | 87.2 |
| 842199 | Parts of machinery and apparatus for filtering or purifying liquids or gases, n.e.s. | 887 | 913 | 2.7 | 93.6 | 3.1 | 88.2 |
| | TOTAL Top 30 | 80,367 | 76,455 | 21.1 | 69.9 | 21.2 | 69.8 |
| 847180 | Units for digital automatic data-processing machines (excl. processing units, input or output units and storage units) | 1,008 | 903 | 8.4 | 68.8 | 11.5 | 79.0 |
| 848310 | Transmission shafts, incl. cam shafts and crank shafts, and cranks | 1,004 | 863 | 3.5 | 119.4 | 2.9 | 90.9 |
| 844331 | Machines which perform two or more of the functions of printing, copying or facsimile transmission, capable of connecting to an automatic data processing machine or to a network | 801 | 842 | 23.7 | 64.6 | 27.7 | 66.2 |
| 842139 | Machinery and apparatus for filtering or purifying gases (excl. isotope separators and intake air filters for internal combustion engines) | 785 | 833 | 3.7 | 88.1 | 5.5 | 89.1 |
| 842619 | Overhead travelling cranes, transporter cranes, gantry cranes, bridge cranes and mobile lifting frames (excl. overhead travelling cranes on fixed support, mobile lifting frames on tyres, straddle carriers and portal or pedestal jib cranes) | 850 | 833 | 26.6 | 62.5 | 27.9 | 66.6 |
| 844391 | Parts and accessories of printing machinery used for printing by means of plates, cylinders and other printing components of heading 8442 | 729 | 811 | 18.1 | 63.7 | 14.2 | 82.6 |
| 841950 | Heat-exchange units (excl. instantaneous heaters, storage water heaters, boilers and equipment without a separating wall) | 656 | 798 | 23.7 | 104.1 | 21.0 | 76.8 |
| 841391 | Parts of pumps for liquids, n.e.s. | 817 | 789 | 29.4 | 50.7 | 34.1 | 59.6 |
| 847710 | Injection-moulding machines for working rubber or plastics | 809 | 760 | 4.0 | 75.8 | 4.7 | 86.8 |
| 840734 | Spark-ignition reciprocating piston engine, of a kind used for vehicles of chapter 87, of a cylinder capacity > 1.000 cm ³ | 856 | 749 | 20.3 | 75.8 | 10.4 | 77.2 |
| 840710 | Spark-ignition reciprocating or rotary internal combustion piston engine, for aircraft | 766 | 736 | 11.1 | 78.6 | 8.1 | 78.0 |
| 848110 | Pressure-reducing valves | 335 | 729 | 57.5 | 128.1 | 28.7 | 58.2 |
| 840290 | Parts of vapour generating boilers and superheated water boilers, n.e.s. | 894 | 725 | 4.9 | 71.5 | 5.4 | 81.1 |
| 847149 | Data-processing machines, automatic, digital, presented in the form of systems comprising at least a central processing unit, one input unit and one output unit (excl. portable weighing <= 10 kg and excl. peripheral units) | 791 | 725 | 3.4 | 51.8 | 4.6 | 80.3 |
| 842959 | Self-propelled mechanical shovels, excavators and shovel loaders (excl. self-propelled mechanical shovels with a 360° revolving superstructure and front-end shovel loaders) | 732 | 718 | 11.1 | 75.1 | 11.3 | 71.2 |
| 842240 | Packing or wrapping machinery, incl. heat-shrink wrapping machinery (excl. machinery for filling, closing, sealing or labelling bottles, cans, boxes, bags or other containers and machinery for capsuling bottles, jars, tubes and similar containers) | 580 | 700 | 16.8 | 69.9 | 16.1 | 68.1 |
| 847141 | Data-processing machines, automatic, digital, comprising in the same housing at least a central processing unit, and one input unit and one output unit, whether or not combined (excl. portable weighing <= 10 kg and excl. those presented in the form | 740 | 696 | 7.1 | 67.7 | 6.3 | 75.3 |
| 842810 | Lifts and skip hoists | 589 | 694 | 6.8 | 81.3 | 6.8 | 73.1 |
| 841330 | Fuel, lubricating or cooling medium pumps for internal combustion piston engine | 780 | 678 | 10.5 | 50.5 | 19.3 | 58.1 |
| 847780 | Machinery for working rubber or plastics or for the manufacture of products from these materials, not specified or included elsewhere in this chapter | 695 | 677 | 14.9 | 62.1 | 15.2 | 61.1 |
| | TOTAL Top 50 | 95,583 | 91,714 | 19.9 | 70.6 | 20.0 | 70.6 |
| | OTHERS | 60,338 | 62,250 | 13.8 | 101.0 | 15.6 | 98.3 |
| 39 | Plastics and articles thereof | 40,584 | 43,922 | 7.9 | 99.3 | 26.2 | 88.9 |
| 392690 | Articles of plastics and articles of other materials of heading 3901 to 3914, n.e.s. | 4,042 | 4,193 | 0.7 | 76.1 | 0.2 | 64.5 |
| 390210 | Polypropylene, in primary forms | 3,444 | 3,936 | 1.1 | 71.1 | 1.1 | 65.2 |
| 390110 | Polyethylene with a specific gravity of < 0.94, in primary forms | 3,185 | 3,751 | 0.2 | 49.5 | 0.2 | 35.5 |
| 390120 | Polyethylene with a specific gravity of >= 0.94, in primary forms | 2,234 | 2,612 | 7.1 | 43.7 | 5.0 | 36.0 |
| 390190 | Polymers of ethylene, in primary forms (excl. polyethylene and ethylene-vinyl acetate copolymers) | 1,348 | 1,493 | 0.5 | 82.6 | 0.9 | 62.9 |

| Code and label, HS 2-digit level | | Value in USD Million | | Share to Total Imports (%) | | | |
|----------------------------------|--|-----------------------------|--------|----------------------------|-------------|-------------|-------------|
| | | 2013 | 2014 | 2013 | | 2014 | |
| | | Total Imports (Intra+Extra) | | Intra-ASEAN | Extra-ASEAN | Intra-ASEAN | Extra-ASEAN |
| 391990 | Self-adhesive plates, sheets, film, foil, tape, strip and other flat shapes, of plastics, whether or not in rolls > 20 cm wide (excl. floor, wall and ceiling coverings of heading 3918) | 1,201 | 1,315 | 0.5 | 69.9 | 0.3 | 60.1 |
| 390230 | Propylene copolymers, in primary forms | 1,076 | 1,282 | 8.5 | 63.9 | 2.9 | 57.9 |
| 390720 | Polyethers, in primary forms (excl. polyacetals) | 939 | 1,128 | 14.0 | 53.0 | 15.3 | 51.1 |
| 390740 | Polycarbonates, in primary forms | 975 | 1,079 | 1.5 | 44.2 | 0.7 | 65.7 |
| 390690 | Acrylic polymers, in primary forms (excl. polymethyl methacrylate) | 1,016 | 1,053 | 21.1 | 32.5 | 29.9 | 35.1 |
| 390760 | Polyethylene terephthalate, in primary forms | 1,136 | 1,038 | 4.3 | 58.4 | 3.1 | 58.4 |
| 390330 | Acrylonitrile-butadiene-styrene copolymers abs, in primary forms | 936 | 926 | 6.8 | 53.7 | 4.2 | 49.5 |
| 392190 | Plates, sheets, film, foil and strip, of plastics, reinforced, laminated, supported or similarly combined with other materials, unworked or merely surface-worked or merely cut into squares or rectangles (excl. of cellular plastic; self-adhesive pro | 885 | 871 | 0.8 | 43.3 | 1.3 | 55.4 |
| 390730 | Epoxide resins, in primary forms | 790 | 852 | 1.1 | 58.9 | 1.2 | 56.7 |
| 391000 | Silicones in primary forms | 709 | 742 | 2.4 | 66.9 | 2.2 | 60.4 |
| 390410 | Polyvinyl chloride, in primary forms, not mixed with any other substances | 620 | 734 | 14.4 | 59.2 | 8.7 | 50.6 |
| 390810 | Polyamides-6, -11, -12, -6,6, -6,9, -6,10 or -6,12, in primary forms | 701 | 732 | 3.9 | 42.4 | 3.5 | 34.5 |
| 390950 | Polyurethanes, in primary forms | 653 | 677 | 0.8 | 29.3 | 0.6 | 30.9 |
| 390799 | Saturated polyesters in primary forms (excl. polycarbonates, alkyd resins and polyethylene terephthalate) | 661 | 624 | 6.4 | 23.2 | 7.1 | 26.2 |
| 392390 | Articles for the conveyance or packaging of goods, of plastics (excl. boxes, cases, crates and similar articles; sacks and bags, incl. cones; carboys, bottles, flasks and similar articles; spools, spindles, bobbins and similar supports; stoppers, l | 612 | 602 | 3.2 | 28.4 | 3.5 | 29.9 |
| 391910 | Self-adhesive plates, sheets, film, foil, tape, strip and other flat shapes, of plastics, in rolls <= 20 cm wide | 518 | 570 | 0.0 | 26.2 | 0.2 | 31.4 |
| 392010 | Plates, sheets, film, foil and strip, of non-cellular plastics, not reinforced, laminated, supported or similarly combined with other materials, without backing, unworked or merely surface-worked or merely cut into squares or rectangles (excl. self | 480 | 555 | 3.2 | 38.1 | 4.0 | 28.6 |
| 392020 | Plates, sheets, film, foil and strip, of non-cellular polymers of ethylene, not reinforced, laminated, supported or similarly combined with other materials, without backing, unworked or merely surface-worked or merely cut into squares or rectangles | 573 | 552 | 0.3 | 20.3 | 0.4 | 31.5 |
| 392310 | Boxes, cases, crates and similar articles for the conveyance or packaging of goods, of plastics | 455 | 541 | 1.7 | 38.7 | 3.1 | 28.8 |
| 390319 | Polystyrene, in primary forms (excl. expandible) | 479 | 508 | 10.3 | 27.2 | 11.7 | 21.6 |
| 390130 | Ethylene-vinyl acetate copolymers, in primary forms | 345 | 381 | 10.7 | 26.3 | 13.9 | 29.6 |
| 392350 | Stoppers, lids, caps and other closures, of plastics | 350 | 364 | 7.6 | 37.9 | 11.6 | 32.1 |
| 392329 | Sacks and bags, incl. cones, of plastics (excl. those of polymers of ethylene) | 351 | 349 | 1.7 | 41.7 | 1.8 | 43.5 |
| 392062 | Plates, sheets, film, foil and strip, of non-cellular polyethylene terephthalate, not reinforced, laminated, supported or similarly combined with other materials, without backing, unworked or merely surface-worked or merely cut into squares or rect | 329 | 338 | 4.1 | 45.9 | 3.9 | 40.2 |
| 392099 | Plates, sheets, film, foil and strip, of non-cellular plastics, n.e.s., not reinforced, laminated, supported or similarly combined with other materials, without backing, unworked or merely surface-worked or merely cut into squares or rectangles (ex | 228 | 327 | 0.1 | 47.3 | 0.0 | 44.7 |
| TOTAL Top 30 | | 31,272 | 34,125 | 3.8 | 54.4 | 3.6 | 49.1 |
| 392321 | Sacks and bags, incl. cones, of polymers of ethylene | 260 | 297 | 6.5 | 52.1 | 3.5 | 44.5 |
| 390890 | Polyamides, in primary forms (excl. polyamides-6, -11, -12, -6,6, -6,9, -6,10 and -6,12) | 270 | 289 | 10.3 | 41.0 | 8.4 | 38.2 |
| 390311 | Expandible polystyrene, in primary forms | 289 | 279 | 9.6 | 61.4 | 5.4 | 42.9 |
| 392330 | Carboys, bottles, flasks and similar articles for the conveyance or packaging of goods, of plastics | 262 | 267 | 0.8 | 42.0 | 0.0 | 47.1 |
| 391190 | Polysulphides, polysulphones and other polymers and prepolymers produced by chemical synthesis, n.e.s., in primary forms | 259 | 264 | 1.9 | 39.4 | 2.4 | 41.7 |
| 392620 | Articles of apparel and clothing accessories produced by the stitching or sticking together of plastic sheeting, incl. gloves, mittens and mitts | 232 | 255 | 2.7 | 54.7 | 4.3 | 41.1 |
| 390940 | Phenolic resins, in primary forms | 260 | 252 | 3.6 | 40.3 | 6.3 | 35.2 |

| Code and label, HS 2-digit level | | Value in USD Million | | Share to Total Imports (%) | | | |
|----------------------------------|--|-----------------------------|---------------|----------------------------|-------------|-------------|-------------|
| | | 2013 | 2014 | 2013 | | 2014 | |
| | | Total Imports (Intra+Extra) | | Intra-ASEAN | Extra-ASEAN | Intra-ASEAN | Extra-ASEAN |
| 392490 | Household articles and toilet articles, of plastics (excl. tableware, kitchenware, baths, shower-baths, washbasins, bidets, lavatory pans, seats and covers, flushing cisterns and similar sanitary ware) | 223 | 241 | 0.8 | 35.5 | 6.6 | 35.3 |
| 392410 | Tableware and kitchenware, of plastics | 214 | 234 | 3.3 | 30.9 | 2.5 | 33.9 |
| 390390 | Polymers of styrene, in primary forms (excl. polystyrene, styrene-acrylonitrile copolymers and acrylonitrile-butadiene-styrene abs) | 205 | 229 | 0.5 | 43.1 | 0.3 | 34.4 |
| 392113 | Plates, sheets, film, foil and strip, of cellular polyurethanes, unworked or merely surface-worked or merely cut into squares or rectangles (excl. self-adhesive products, floor, wall and ceiling coverings of heading 3918) | 160 | 228 | 1.7 | 22.3 | 0.4 | 32.3 |
| 392630 | Fittings for furniture, coachwork and the like, of plastics (excl. building components for permanent mounting on parts of buildings) | 211 | 227 | 1.3 | 31.6 | 2.0 | 27.2 |
| 391110 | Petroleum resins, coumarone, indene or coumarone-indene resins and polyterpenes, in primary forms | 185 | 224 | 5.0 | 38.3 | 4.1 | 25.3 |
| 392119 | Plates, sheets, film, foil and strip, of cellular plastic, unworked or merely surface-worked or merely cut into squares or rectangles (excl. those of polymers of styrene, vinyl chloride, polyurethanes and regenerated cellulose, self-adhesive product) | 182 | 215 | 1.9 | 29.0 | 4.8 | 23.5 |
| 391740 | Fittings, e.g. joints, elbows, flanges, of plastics, for tubes, pipes and hoses | 204 | 208 | 2.1 | 28.4 | 3.5 | 25.7 |
| 391739 | Flexible tubes, pipes and hoses, and fittings therefor, of plastics, reinforced or otherwise combined with other materials (excl. those with a burst pressure of $\geq 27,6$ mpa) | 208 | 207 | 0.0 | 34.2 | 1.7 | 27.4 |
| 390791 | Unsaturated polyallyl esters and other polyesters, in primary forms (excl. polycarbonates, alkyd resins and polyethylene terephthalate) | 184 | 199 | 0.4 | 28.3 | 0.4 | 29.5 |
| 390220 | Polyisobutylene, in primary forms | 173 | 199 | 6.6 | 19.8 | 4.3 | 23.6 |
| 390290 | Polymers of propylene or of other olefins, in primary forms (excl. polypropylene, polyisobutylene and propylene copolymers) | 233 | 196 | 12.5 | 19.3 | 7.1 | 19.1 |
| 392049 | Plates, sheets, film, foil and strip, of non-cellular polymers of vinyl chloride, containing by weight < 6% of plasticisers, not reinforced, laminated, supported or similarly combined with other materials, without backing, unworked or merely surface | 193 | 193 | 2.1 | 40.5 | 0.6 | 25.2 |
| TOTAL Top 50 | | 35,680 | 38,829 | 3.8 | 52.4 | 3.6 | 47.2 |
| OTHERS | | 4,904 | 5,093 | 38.1 | 440.6 | 199.0 | 406.9 |
| 72 | Iron and steel | 43,511 | 42,538 | 24.7 | 68.7 | 24.8 | 76.2 |
| 720839 | Flat-rolled products of iron or non-alloy steel, of a width of ≥ 600 mm, in coils, simply hot-rolled, not clad, plated or coated, of a thickness of < 3 mm, not pickled, without patterns in relief | 3,243 | 2,398 | 27.2 | 96.1 | 37.0 | 132.9 |
| 722530 | Flat-rolled products of alloy steel other than stainless, of a width of ≥ 600 mm, not further worked than hot-rolled, in coils (excl. products of high-speed steel or silicon-electrical steel) | 1,340 | 2,260 | 72.2 | 184.9 | 46.1 | 106.3 |
| 720449 | Waste and scrap of iron or steel (excl. slag, scale and other waste of the production of iron and steel; radioactive waste and scrap; fragments of pigs, blocks or other primary forms of pig iron or spiegeleisen; waste and scrap of cast iron, alloy) | 2,340 | 2,202 | 36.5 | 94.8 | 43.4 | 101.2 |
| 721049 | Flat-rolled products of iron or non-alloy steel, of a width of ≥ 600 mm, hot-rolled or cold-rolled cold-reduced, not corrugated, tinned (excl. electrolytically plated or coated with zinc) | 2,608 | 2,197 | 14.0 | 35.7 | 20.1 | 41.3 |
| 720712 | Semi-finished products of iron or non-alloy steel containing, by weight, < 0,25% of carbon, of rectangular other than square cross-section, the width measuring \geq twice the thickness | 2,711 | 2,058 | 5.9 | 33.0 | 8.9 | 49.5 |
| 722790 | Bars and rods of alloy steel other than stainless, hot-rolled, in irregularly wound coils (excl. products of high-speed steel or silicon-electrical steel) | 1,561 | 1,810 | 15.0 | 44.5 | 12.4 | 50.3 |
| 720851 | Flat-rolled products of iron or non-alloy steel, of a width ≥ 600 mm, not in coils, simply hot-rolled, not clad, plated or coated, of a thickness of > 10 mm, without patterns in relief | 2,187 | 1,069 | 23.7 | 28.2 | 54.9 | 45.7 |
| 720711 | Semi-finished products of iron or non-alloy steel containing, by weight, < 0,25% of carbon, of square or rectangular cross-section, the width measuring < twice the thickness | 1,121 | 1,063 | 26.3 | 58.4 | 29.5 | 66.2 |
| 721913 | Flat-rolled products of stainless steel, of a width of ≥ 600 mm, not further worked than hot-rolled, in coils, of a thickness of ≥ 3 mm and < 4,75 mm | 798 | 1,021 | 24.0 | 86.7 | 21.7 | 70.2 |
| 720917 | Flat-rolled products of iron or non-alloy steel, of a width of ≥ 600 mm, in coils, simply cold-rolled cold-reduced, not clad, plated or coated, of a thickness of $\geq 0,5$ mm but ≤ 1 mm | 1,057 | 984 | 27.2 | 67.2 | 27.9 | 67.3 |
| 720827 | Flat-rolled products of iron or non-alloy steel, of a width of ≥ 600 mm, in coils, simply hot-rolled, not clad, plated or coated, of a thickness of < 3 mm, pickled, without patterns in relief | 952 | 973 | 17.3 | 69.0 | 18.7 | 72.3 |
| 721420 | Bars and rods, of iron or non-alloy steel, with indentations, ribs, grooves or other deformations produced during the rolling process | 716 | 913 | 27.2 | 93.8 | 19.3 | 67.2 |

| Code and label, HS 2-digit level | | Value in USD Million | | Share to Total Imports (%) | | | |
|----------------------------------|--|-----------------------------|---------------|----------------------------|-------------|-------------|-------------|
| | | 2013 | 2014 | 2013 | | 2014 | |
| | | Total Imports (Intra+Extra) | | Intra-ASEAN | Extra-ASEAN | Intra-ASEAN | Extra-ASEAN |
| 721391 | Bars and rods, hot-rolled, in irregularly wound coils, of iron or non-alloy steel, of circular cross-section measuring < 14 mm in diameter (excl. bars and rods of free-cutting steel, and bars and rods with indentations, ribs, grooves or other deform) | 780 | 899 | 6.4 | 82.7 | 5.1 | 73.7 |
| 720918 | Flat-rolled products of iron or non-alloy steel, of a width of >= 600 mm, in coils, simply cold-rolled cold-reduced, not clad, plated or coated, of a thickness of < 0,5 mm | 1,071 | 885 | 11.3 | 48.6 | 18.2 | 60.9 |
| 722830 | Bars and rods of alloy steel other than stainless, not further worked than hot-rolled, hot-drawn or extruded (excl. products of high-speed steel or silico-manganese steel, semi-finished products, flat-rolled products and hot-rolled bars and rods in | 793 | 840 | 23.5 | 61.2 | 21.3 | 57.3 |
| 720838 | Flat-rolled products of iron or non-alloy steel, of a width of >= 600 mm, in coils, simply hot-rolled, not clad, plated or coated, of a thickness of >= 3 mm but < 4,75 mm, not pickled, without patterns in relief | 846 | 837 | 30.5 | 33.7 | 29.7 | 44.3 |
| 721070 | Flat products of iron or non-alloy steel, of a width of >= 600 mm, hot-rolled or cold-rolled cold-reduced, painted, varnished or coated with plastics | 749 | 818 | 32.3 | 48.9 | 31.0 | 43.9 |
| 720720 | Semi-finished products of iron or non-alloy steel containing, by weight, >= 0,25% of carbon | 435 | 694 | 53.3 | 69.1 | 35.0 | 48.1 |
| 722540 | Flat-rolled products of alloy steel other than stainless, of a width of >= 600 mm, not further worked than hot-rolled, not in coils (excl. products of high-speed steel or silicon-electrical steel) | 493 | 663 | 16.4 | 78.2 | 12.7 | 65.4 |
| 721012 | Flat-rolled products of iron or non-alloy steel, of a width of >= 600 mm, hot-rolled or cold-rolled cold-reduced, tinned, of a thickness of < 0,5 mm | 639 | 633 | 38.3 | 33.4 | 37.6 | 38.0 |
| 721061 | Flat-rolled products of iron or non-alloy steel, of a width of >= 600 mm, hot-rolled or cold-rolled cold-reduced, plated or coated with aluminium-zinc alloys | 685 | 597 | 17.2 | 45.6 | 21.0 | 55.2 |
| 720916 | Flat-rolled products of iron or non-alloy steel, of a width of >= 600 mm, in coils, simply cold-rolled cold-reduced, not clad, plated or coated, of a thickness of > 1 mm but < 3 mm | 593 | 554 | 18.7 | 36.2 | 20.5 | 42.9 |
| 722100 | Bars and rods of stainless steel, hot-rolled, in irregularly wound coils | 262 | 512 | 36.4 | 56.2 | 8.0 | 48.4 |
| 720826 | Flat-rolled products of iron or non-alloy steel, of a width of >= 600 mm, in coils, simply hot-rolled, not clad, plated or coated, of a thickness of >= 3 mm but < 4,75 mm, pickled, without patterns in relief | 514 | 484 | 22.3 | 25.3 | 27.6 | 26.6 |
| 721499 | Bars and rods, of iron or non-alloy steel, only hot-rolled, only hot-drawn or only hot-extruded (excl. of rectangular [other than square] cross-section and those containing indentations, ribs, grooves or other deformations produced during the roll) | 465 | 469 | 7.5 | 46.0 | 7.4 | 48.1 |
| 721030 | Flat-rolled products of iron or non-alloy steel, of a width of >= 600 mm, hot-rolled or cold-rolled cold-reduced, electrolytically plated or coated with zinc | 497 | 463 | 22.1 | 25.8 | 26.5 | 29.8 |
| 721933 | Flat-rolled products of stainless steel, of a width of >= 600 mm, not further worked than cold-rolled cold-reduced, of a thickness of > 1 mm but < 3 mm | 442 | 438 | 5.0 | 43.8 | 5.9 | 48.1 |
| 722870 | Angles, shapes and sections of alloy steel other than stainless, n.e.s. | 494 | 421 | 9.0 | 36.9 | 9.6 | 45.8 |
| 721633 | H sections of iron or non-alloy steel, not further worked than hot-rolled, hot-drawn or hot-extruded, of a height >= 80 mm | 410 | 420 | 4.5 | 44.0 | 8.9 | 45.6 |
| 720837 | Flat-rolled products of iron or non-alloy steel, of a width of >= 600 mm, in coils, simply hot-rolled, not clad, plated or coated, of a thickness of >= 4,75 mm but < 10 mm, not pickled, without patterns in relief | 443 | 331 | 9.4 | 36.8 | 13.4 | 53.9 |
| TOTAL Top 30 | | 31,245 | 29,907 | 23.2 | 62.1 | 25.6 | 67.0 |
| 721934 | Flat-rolled products of stainless steel, of a width of >= 600 mm, not further worked than cold-rolled cold-reduced, of a thickness of >= 0,5 mm but <= 1 mm | 327 | 326 | 15.4 | 50.0 | 15.7 | 47.4 |
| 720852 | Flat-rolled products of iron or non-alloy steel, of a width of >= 600 mm, not in coils, simply hot-rolled, not clad, plated or coated, of a thickness of >= 4,75 mm but <= 10 mm, without patterns in relief | 467 | 324 | 10.9 | 30.5 | 15.5 | 41.9 |
| 721912 | Flat-rolled products of stainless steel, of a width of >= 600 mm, not further worked than hot-rolled, in coils, of a thickness of >= 4,7 mm and <= 10 mm | 286 | 324 | 21.6 | 51.0 | 19.5 | 37.3 |
| 720293 | Ferro-niobium | 4 | 324 | 420.2 | 3299.4 | 5.6 | 43.8 |
| 720890 | Flat-rolled products of iron or steel, of a width >= 600 mm, hot-rolled and further worked, but not clad, plated or coated | 391 | 322 | 4.6 | 27.4 | 4.2 | 44.2 |
| 720719 | Semi-finished products of iron or non-alloy steel containing, by weight, < 0,25% of carbon, of circular cross-section, or of a cross-section other than square or rectangular | 217 | 314 | 4.5 | 36.7 | 3.8 | 39.0 |
| 722519 | Flat-rolled products of silicon-electrical steel, of a width of >= 600 mm, non-grain-oriented | 289 | 303 | 13.8 | 31.0 | 14.1 | 26.8 |
| 720221 | Ferro-silicon, containing by weight > 55% of silicon | 169 | 302 | 7.2 | 61.3 | 6.0 | 34.8 |
| 721310 | Bars and rods, hot-rolled, in irregularly wound coils of iron or non-alloy steel, with indentations, ribs, grooves or other deformations produced during the rolling process | 324 | 301 | 1.1 | 41.3 | 1.3 | 38.7 |

| Code and label, HS 2-digit level | Value in USD Million | | Share to Total Imports (%) | | | | |
|----------------------------------|---|--------|----------------------------|-------------|-------------|-------------|-------|
| | 2013 | 2014 | 2013 | | 2014 | | |
| | Total Imports (Intra+Extra) | | Intra-ASEAN | Extra-ASEAN | Intra-ASEAN | Extra-ASEAN | |
| 722550 | Flat-rolled products of alloy steel other than stainless, of a width of >= 600 mm, not further worked than hot-rolled (excl. products of high-speed steel or silicon-electrical steel) | 181 | 281 | 15.2 | 51.6 | 7.0 | 34.7 |
| 722300 | Wire of stainless steel, in coils (excl. bars and rods) | 261 | 281 | 10.9 | 32.7 | 9.5 | 32.2 |
| 720441 | Turnings, shavings, chips, milling waste, sawdust, filings, trimmings and stampings of iron or steel, whether or not in bundles (excl. those of cast iron, alloy steel or tinned iron or steel) | 100 | 260 | 55.2 | 69.4 | 17.8 | 27.1 |
| 721399 | Bars and rods, hot-rolled, in irregularly wound coils, of iron or non-alloy steel (excl. products of circular cross-section measuring < 14 mm in diameter, bars and rods of free-cutting steel, and bars and rods with indentations, ribs, grooves or ot) | 278 | 243 | 18.1 | 20.0 | 22.0 | 24.7 |
| 722990 | Wire of alloy steel other than stainless, in coils (excl. bars and rods and wire of high-speed steel or of silico-manganese steel) | 201 | 229 | 9.4 | 47.6 | 8.5 | 41.0 |
| 721090 | Flat-rolled products of iron or non-alloy steel, of a width of >= 600 mm, hot-rolled or cold-rolled cold-reduced, clad, plated or coated (excl. tinned, plated or coated with lead, zinc, chromium oxides, chromium and chromium oxides, or aluminium, p) | 214 | 226 | 2.8 | 39.8 | 2.5 | 45.0 |
| 721710 | Wire of iron or non-alloy steel, in coils, not plated or coated, whether or not polished (excl. bars and rods) | 207 | 217 | 10.3 | 22.1 | 11.0 | 37.9 |
| 720430 | Waste and scrap of tinned iron or steel (excl. radioactive, and waste and scrap of batteries and electric accumulators) | 291 | 217 | 7.2 | 23.6 | 12.2 | 34.1 |
| 722599 | Flat-rolled products of alloy steel other than stainless, of a width of >= 600 mm, hot-rolled or cold-rolled cold-reduced and further worked (excl. plated or coated with zinc and products of high-speed steel or silicon-electrical steel) | 176 | 207 | 2.2 | 49.4 | 6.9 | 38.3 |
| 720110 | Non-alloy pig iron in pigs, blocks or other primary forms, containing, by weight, <= 0,5% of phosphorous | 136 | 201 | 11.4 | 37.6 | 22.7 | 23.3 |
| 722860 | Bars and rods of alloy steel other than stainless, cold-formed or cold-finished and further worked or hot-formed and further worked, n.e.s. (excl. products of high-speed steel or silico-manganese steel, semi-finished products, flat-rolled products) | 173 | 192 | 8.9 | 30.5 | 8.8 | 37.1 |
| TOTAL Top 50 | | 35,936 | 35,299 | 21.6 | 59.2 | 23.3 | 62.4 |
| OTHERS | | 7,575 | 7,239 | 39.3 | 113.7 | 32.1 | 143.2 |

TABLE 4C.1
EXTRA-ASEAN EXPORTS AT HS 2-DIGIT LEVEL
(Products sorted on the basis of 2014 exports values)

| Code and label, HS 2-digit level | 2013 | 2014 | 2013/2014 | 2013 | 2014 | |
|----------------------------------|---|---------|-----------------|----------------------|-------|------|
| | Value in USD Million | | Growth Rate (%) | Percentage Share (%) | | |
| EXTRA-ASEAN EXPORTS | | | | | | |
| | 940,810 | 962,758 | 2.3 | 100.0 | 100.0 | |
| 85 | Electrical machinery and equipment and parts thereof; sound recorders and reproducers, television image and sound recorders and reproducers, and parts and accessories of such articles | 215,565 | 229,105 | 6.3 | 22.9 | 23.8 |
| 27 | Mineral fuels, mineral oils and products of their distillation; bituminous substances; mineral waxes | 132,705 | 120,895 | -8.9 | 14.1 | 12.6 |
| 84 | Nuclear reactors, boilers, machinery and mechanical appliances; parts thereof | 98,276 | 101,816 | 3.6 | 10.4 | 10.6 |
| 15 | Animal or vegetable fats and oils and their cleavage products; prepared edible fats; animal or vegetable waxes | 33,722 | 35,053 | 3.9 | 3.6 | 3.6 |
| 39 | Plastics and articles thereof | 26,306 | 28,986 | 10.2 | 2.8 | 3.0 |
| 40 | Rubber and articles thereof | 34,861 | 28,705 | -17.7 | 3.7 | 3.0 |
| 87 | Vehicles other than railway or tramway rolling stock, and parts and accessories thereof | 27,277 | 27,803 | 1.9 | 2.9 | 2.9 |
| 90 | Optical, photographic, cinematographic, measuring, checking, precision, medical or surgical instruments and apparatus; parts and accessories thereof | 24,840 | 27,124 | 9.2 | 2.6 | 2.8 |
| 29 | Organic chemicals | 25,091 | 25,329 | 0.9 | 2.7 | 2.6 |
| 71 | Natural or cultured pearls, precious or semi-precious stones, precious metals, metals clad with precious metal, and articles thereof; imitation jewellery; coin | 22,065 | 23,912 | 8.4 | 2.3 | 2.5 |
| 61 | Articles of apparel and clothing accessories, knitted or crocheted | 19,639 | 21,721 | 10.6 | 2.1 | 2.3 |
| 62 | Articles of apparel and clothing accessories, not knitted or crocheted | 16,118 | 17,855 | 10.8 | 1.7 | 1.9 |
| 64 | Footwear, gaiters and the like; parts of such articles | 13,509 | 16,558 | 22.6 | 1.4 | 1.7 |
| 44 | Wood and articles of wood; wood charcoal | 15,022 | 15,285 | 1.8 | 1.6 | 1.6 |
| 03 | Fish and crustaceans, molluscs and other aquatic invertebrates | 10,525 | 11,229 | 6.7 | 1.1 | 1.2 |

| Code and label, HS 2-digit level | | 2013 | 2014 | 2013/2014 | 2013 | 2014 |
|----------------------------------|---|----------------------|--------|-----------------|------------|-----------|
| | | Value in USD Million | | Growth Rate (%) | Percentage | Share (%) |
| 38 | Miscellaneous chemical products | 9,917 | 10,846 | 9.4 | 1.1 | 1.1 |
| 94 | Furniture; bedding, mattresses, mattress supports, cushions and similar stuffed furnishings; lamps and lighting fittings, not elsewhere specified or included; illuminated signs, illuminated name-plates and the like; prefabricated buildings | 10,695 | 10,793 | 0.9 | 1.1 | 1.1 |
| 73 | Articles of iron or steel | 9,328 | 9,927 | 6.4 | 1.0 | 1.0 |
| 16 | Preparations of meat, of fish or of crustaceans, molluscs or other aquatic invertebrates | 10,189 | 9,914 | -2.7 | 1.1 | 1.0 |
| 10 | Cereals | 6,933 | 7,588 | 9.5 | 0.7 | 0.8 |
| 30 | Pharmaceutical products | 6,902 | 7,409 | 7.3 | 0.7 | 0.8 |
| 88 | Aircraft, spacecraft, and parts thereof | 7,353 | 6,607 | -10.2 | 0.8 | 0.7 |
| 26 | Ores, slag and ash | 10,185 | 6,299 | -38.2 | 1.1 | 0.7 |
| 09 | Coffee, tea, maté and spices | 5,166 | 5,955 | 15.3 | 0.5 | 0.6 |
| 08 | Edible fruit and nuts; peel of citrus fruits or melons | 4,849 | 5,757 | 18.7 | 0.5 | 0.6 |
| 49 | Printed books, newspapers, pictures and other products of the printing industry; manuscripts, typescripts and plans | 4,244 | 5,529 | 30.3 | 0.5 | 0.6 |
| 48 | Paper and paperboard; articles of paper pulp, of paper or of paperboard | 4,975 | 5,212 | 4.8 | 0.5 | 0.5 |
| 74 | Copper and articles thereof | 6,641 | 5,162 | -22.3 | 0.7 | 0.5 |
| 33 | Essential oils and resinoids; perfumery, cosmetic or toilet preparations | 4,705 | 4,908 | 4.3 | 0.5 | 0.5 |
| 72 | Iron and steel | 3,685 | 4,484 | 21.7 | 0.4 | 0.5 |
| 89 | Ships, boats and floating structures | 3,755 | 4,258 | 13.4 | 0.4 | 0.4 |
| 76 | Aluminium and articles thereof | 3,545 | 4,045 | 14.1 | 0.4 | 0.4 |
| 42 | Articles of leather; saddlery and harness; travel goods, handbags and similar containers; articles of animal gut (other than silkworm gut) | 3,086 | 3,940 | 27.7 | 0.3 | 0.4 |
| 21 | Miscellaneous edible preparations | 3,008 | 3,822 | 27.1 | 0.3 | 0.4 |
| 55 | Man-made staple fibres | 3,915 | 3,780 | -3.5 | 0.4 | 0.4 |
| 19 | Preparations of cereals, flour, starch or milk; pastrycooks' products | 2,899 | 3,220 | 11.1 | 0.3 | 0.3 |
| 07 | Edible vegetables and certain roots and tubers | 2,769 | 3,115 | 12.5 | 0.3 | 0.3 |
| 20 | Preparations of vegetables, fruit, nuts or other parts of plants | 2,860 | 3,074 | 7.5 | 0.3 | 0.3 |
| 54 | Man-made filaments | 2,844 | 3,019 | 6.2 | 0.3 | 0.3 |
| 52 | Cotton | 2,641 | 2,959 | 12.1 | 0.3 | 0.3 |
| 23 | Residues and waste from the food industries; prepared animal fodder | 2,637 | 2,813 | 6.7 | 0.3 | 0.3 |
| 95 | Toys, games and sports requisites; parts and accessories thereof | 2,573 | 2,740 | 6.5 | 0.3 | 0.3 |
| 34 | Soap, organic surface-active agents, washing preparations, lubricating preparations, artificial waxes, prepared waxes, polishing or scouring preparations, candles and similar articles, modelling pastes, 'dental waxes' and dental preparations with a base | 2,860 | 2,583 | -9.7 | 0.3 | 0.3 |
| 18 | Cocoa and cocoa preparations | 1,963 | 2,514 | 28.1 | 0.2 | 0.3 |
| 75 | Nickel and articles thereof | 1,615 | 2,478 | 53.4 | 0.2 | 0.3 |
| 17 | Sugars and sugar confectionery | 2,772 | 2,416 | -12.9 | 0.3 | 0.3 |
| 80 | Tin and articles thereof | 2,389 | 2,328 | -2.6 | 0.3 | 0.2 |
| 47 | Pulp of wood or of other fibrous cellulosic material; recovered (waste and scrap) paper or paperboard | 2,306 | 2,275 | -1.4 | 0.2 | 0.2 |
| 28 | Inorganic chemicals; organic or inorganic compounds of precious metals, of rare-earth metals, of radioactive elements or of isotopes | 1,875 | 2,259 | 20.5 | 0.2 | 0.2 |
| 22 | Beverages, spirits and vinegar | 2,123 | 2,122 | 0.0 | 0.2 | 0.2 |
| 63 | Other made-up textile articles; sets; worn clothing and worn textile articles; rags | 1,871 | 2,056 | 9.9 | 0.2 | 0.2 |
| 70 | Glass and glassware | 1,790 | 1,945 | 8.6 | 0.2 | 0.2 |
| 11 | Products of the milling industry; malt; starches; inulin; wheat gluten | 1,807 | 1,897 | 5.0 | 0.2 | 0.2 |
| 91 | Clocks and watches and parts thereof | 1,641 | 1,846 | 12.5 | 0.2 | 0.2 |
| 32 | Tanning or dyeing extracts; tannins and their derivatives; dyes, pigments and other colouring matter; paints and varnishes; putty and other mastics; inks | 1,977 | 1,696 | -14.2 | 0.2 | 0.2 |
| 69 | Ceramic products | 1,487 | 1,602 | 7.8 | 0.2 | 0.2 |
| 83 | Miscellaneous articles of base metal | 1,485 | 1,575 | 6.1 | 0.2 | 0.2 |
| 96 | Miscellaneous manufactured articles | 1,418 | 1,546 | 9.0 | 0.2 | 0.2 |

| Code and label, HS 2-digit level | | 2013 | 2014 | 2013/2014 | 2013 | 2014 |
|----------------------------------|---|----------------------|--------|-----------------|------------|-----------|
| | | Value in USD Million | | Growth Rate (%) | Percentage | Share (%) |
| 82 | Tools, implements, cutlery, spoons and forks, of base metal; parts thereof of base metal | 1,648 | 1,450 | -12.0 | 0.2 | 0.2 |
| 25 | Salt; sulphur; earths and stone; plastering materials, lime and cement | 1,164 | 1,260 | 8.2 | 0.1 | 0.1 |
| 24 | Tobacco and manufactured tobacco substitutes | 1,048 | 1,159 | 10.6 | 0.1 | 0.1 |
| 04 | Dairy produce; birds' eggs; natural honey; edible products of animal origin, not elsewhere specified or included | 864 | 998 | 15.5 | 0.1 | 0.1 |
| 35 | Albuminoid substances; modified starches; glues; enzymes | 935 | 991 | 6.0 | 0.1 | 0.1 |
| 68 | Articles of stone, plaster, cement, asbestos, mica or similar materials | 784 | 947 | 20.9 | 0.1 | 0.1 |
| 12 | Oil seeds and oleaginous fruits; miscellaneous grains, seeds and fruit; industrial or medicinal plants; straw and fodder | 997 | 878 | -11.9 | 0.1 | 0.1 |
| 56 | Wadding, felt and nonwovens; special yarns; twine, cordage, ropes and cables and articles thereof | 731 | 857 | 17.2 | 0.1 | 0.1 |
| 41 | Raw hides and skins (other than furskins) and leather | 779 | 848 | 8.8 | 0.1 | 0.1 |
| 59 | Impregnated, coated, covered or laminated textile fabrics; textile articles of a kind suitable for industrial use | 698 | 752 | 7.8 | 0.1 | 0.1 |
| 31 | Fertilisers | 796 | 702 | -11.8 | 0.1 | 0.1 |
| 02 | Meat and edible meat offal | 377 | 672 | 78.2 | 0.0 | 0.1 |
| 92 | Musical instruments; parts and accessories of such articles | 574 | 623 | 8.6 | 0.1 | 0.1 |
| 67 | Prepared feathers and down and articles made of feathers or of down; artificial flowers; articles of human hair | 422 | 461 | 9.2 | 0.0 | 0.0 |
| 58 | Special woven fabrics; tufted textile fabrics; lace; tapestries; trimmings; embroidery | 345 | 414 | 20.1 | 0.0 | 0.0 |
| 65 | Headgear and parts thereof | 355 | 413 | 16.2 | 0.0 | 0.0 |
| 97 | Works of art, collectors' pieces and antiques | 200 | 357 | 78.6 | 0.0 | 0.0 |
| 46 | Manufactures of straw, of esparto or of other plaiting materials; basketware and wickerwork | 313 | 335 | 7.0 | 0.0 | 0.0 |
| 13 | Lac; gums, resins and other vegetable saps and extracts | 336 | 327 | -2.7 | 0.0 | 0.0 |
| 60 | Knitted or crocheted fabrics | 301 | 321 | 6.7 | 0.0 | 0.0 |
| 37 | Photographic or cinematographic goods | 226 | 316 | 39.8 | 0.0 | 0.0 |
| 81 | Other base metals; cermets; articles thereof | 268 | 293 | 9.5 | 0.0 | 0.0 |
| 06 | Live trees and other plants; bulbs, roots and the like; cut flowers and ornamental foliage | 302 | 292 | -3.2 | 0.0 | 0.0 |
| 57 | Carpets and other textile floor coverings | 259 | 253 | -2.3 | 0.0 | 0.0 |
| 86 | Railway or tramway locomotives, rolling stock and parts thereof; railway or tramway track fixtures and fittings and parts thereof; mechanical (including electromechanical) traffic signalling equipment of all kinds | 166 | 229 | 37.8 | 0.0 | 0.0 |
| 78 | Lead and articles thereof | 332 | 206 | -37.9 | 0.0 | 0.0 |
| 79 | Zinc and articles thereof | 248 | 189 | -23.6 | 0.0 | 0.0 |
| 51 | Wool, fine or coarse animal hair; horsehair yarn and woven fabric | 120 | 161 | 34.2 | 0.0 | 0.0 |
| 14 | Vegetable plaiting materials; vegetable products not elsewhere specified or included | 137 | 148 | 7.9 | 0.0 | 0.0 |
| 53 | Other vegetable textile fibres; paper yarn and woven fabrics of paper yarn | 88 | 124 | 41.5 | 0.0 | 0.0 |
| 05 | Products of animal origin, not elsewhere specified or included | 101 | 103 | 1.7 | 0.0 | 0.0 |
| 50 | Silk | 70 | 78 | 11.4 | 0.0 | 0.0 |
| 43 | Furskins and artificial fur; manufactures thereof | 20 | 73 | 274.2 | 0.0 | 0.0 |
| 93 | Arms and ammunition; parts and accessories thereof | 57 | 53 | -7.0 | 0.0 | 0.0 |
| 36 | Explosives; pyrotechnic products; matches; pyrophoric alloys; certain combustible preparations | 58 | 50 | -13.5 | 0.0 | 0.0 |
| 01 | Live animals | 33 | 31 | -5.2 | 0.0 | 0.0 |
| 66 | Umbrellas, sun umbrellas, walking sticks, seat-sticks, whips, riding-crops and parts thereof | 22 | 27 | 19.3 | 0.0 | 0.0 |
| 45 | Cork and articles of cork | 1 | 1 | 41.0 | 0.0 | 0.0 |
| 99 | Other products | 35,437 | 33,675 | -5.0 | 3.8 | 3.5 |

TABLE 4C.2
EXTRA-ASEAN IMPORTS AT HS 2-DIGIT LEVEL
(Products sorted on the basis of 2014 imports values)

| Code and label, HS 2-digit level | | 2013 | 2014 | 2013/2014 | 2013 | 2014 |
|----------------------------------|---|----------------------|---------|-----------------|------------|-----------|
| | | Value in USD Million | | Growth Rate (%) | Percentage | Share (%) |
| EXTRA-ASEAN IMPORTS | | 962,148 | 957,651 | -0.5 | 100.0 | 100.0 |
| 85 | Electrical machinery and equipment and parts thereof; sound recorders and reproducers, television image and sound recorders and reproducers, and parts and accessories of such articles | 195,585 | 194,863 | -0.4 | 20.3 | 20.3 |
| 27 | Mineral fuels, mineral oils and products of their distillation; bituminous substances; mineral waxes | 187,547 | 185,716 | -1.0 | 19.5 | 19.4 |
| 84 | Nuclear reactors, boilers, machinery and mechanical appliances; parts thereof | 128,540 | 125,920 | -2.0 | 13.4 | 13.1 |
| 72 | Iron and steel | 40,290 | 39,066 | -3.0 | 4.2 | 4.1 |
| 39 | Plastics and articles thereof | 29,857 | 32,398 | 8.5 | 3.1 | 3.4 |
| 87 | Vehicles other than railway or tramway rolling stock, and parts and accessories thereof | 28,658 | 26,660 | -7.0 | 3.0 | 2.8 |
| 90 | Optical, photographic, cinematographic, measuring, checking, precision, medical or surgical instruments and apparatus; parts and accessories thereof | 23,197 | 23,248 | 0.2 | 2.4 | 2.4 |
| 71 | Natural or cultured pearls, precious or semi-precious stones, precious metals, metals clad with precious metal, and articles thereof; imitation jewellery; coin | 28,528 | 21,170 | -25.8 | 3.0 | 2.2 |
| 29 | Organic chemicals | 19,955 | 20,279 | 1.6 | 2.1 | 2.1 |
| 73 | Articles of iron or steel | 20,862 | 20,048 | -3.9 | 2.2 | 2.1 |
| 88 | Aircraft, spacecraft, and parts thereof | 20,525 | 16,717 | -18.6 | 2.1 | 1.7 |
| 38 | Miscellaneous chemical products | 11,655 | 11,824 | 1.4 | 1.2 | 1.2 |
| 23 | Residues and waste from the food industries; prepared animal fodder | 10,236 | 11,297 | 10.4 | 1.1 | 1.2 |
| 76 | Aluminium and articles thereof | 8,707 | 9,621 | 10.5 | 0.9 | 1.0 |
| 30 | Pharmaceutical products | 9,024 | 9,456 | 4.8 | 0.9 | 1.0 |
| 60 | Knitted or crocheted fabrics | 6,159 | 9,095 | 47.7 | 0.6 | 0.9 |
| 74 | Copper and articles thereof | 10,248 | 8,398 | -18.1 | 1.1 | 0.9 |
| 10 | Cereals | 7,808 | 8,351 | 7.0 | 0.8 | 0.9 |
| 28 | Inorganic chemicals; organic or inorganic compounds of precious metals, of rare-earth metals, of radioactive elements or of isotopes | 7,322 | 7,579 | 3.5 | 0.8 | 0.8 |
| 40 | Rubber and articles thereof | 8,018 | 7,499 | -6.5 | 0.8 | 0.8 |
| 52 | Cotton | 6,951 | 7,405 | 6.5 | 0.7 | 0.8 |
| 55 | Man-made staple fibres | 5,448 | 6,840 | 25.5 | 0.6 | 0.7 |
| 31 | Fertilisers | 7,445 | 6,802 | -8.6 | 0.8 | 0.7 |
| 48 | Paper and paperboard; articles of paper pulp, of paper or of paperboard | 6,201 | 6,540 | 5.5 | 0.6 | 0.7 |
| 04 | Dairy produce; birds' eggs; natural honey; edible products of animal origin, not elsewhere specified or included | 5,390 | 5,984 | 11.0 | 0.6 | 0.6 |
| 33 | Essential oils and resinoids; perfumery, cosmetic or toilet preparations | 5,100 | 5,242 | 2.8 | 0.5 | 0.5 |
| 32 | Tanning or dyeing extracts; tannins and their derivatives; dyes, pigments and other colouring matter; paints and varnishes; putty and other mastics; inks | 4,903 | 5,232 | 6.7 | 0.5 | 0.5 |
| 75 | Nickel and articles thereof | 2,737 | 4,471 | 63.4 | 0.3 | 0.5 |
| 12 | Oil seeds and oleaginous fruits; miscellaneous grains, seeds and fruit; industrial or medicinal plants; straw and fodder | 4,210 | 4,396 | 4.4 | 0.4 | 0.5 |
| 03 | Fish and crustaceans, molluscs and other aquatic invertebrates | 4,394 | 4,332 | -1.4 | 0.5 | 0.5 |
| 54 | Man-made filaments | 3,646 | 4,072 | 11.7 | 0.4 | 0.4 |
| 82 | Tools, implements, cutlery, spoons and forks, of base metal; parts thereof of base metal | 3,706 | 3,703 | -0.1 | 0.4 | 0.4 |
| 22 | Beverages, spirits and vinegar | 3,782 | 3,693 | -2.3 | 0.4 | 0.4 |
| 94 | Furniture; bedding, mattresses, mattress supports, cushions and similar stuffed furnishings; lamps and lighting fittings, not elsewhere specified or included; illuminated signs, illuminated name-plates and the like; prefabricated buildings | 3,493 | 3,597 | 3.0 | 0.4 | 0.4 |
| 02 | Meat and edible meat offal | 2,732 | 3,473 | 27.1 | 0.3 | 0.4 |
| 89 | Ships, boats and floating structures | 4,958 | 3,233 | -34.8 | 0.5 | 0.3 |
| 91 | Clocks and watches and parts thereof | 3,085 | 3,195 | 3.6 | 0.3 | 0.3 |
| 41 | Raw hides and skins (other than furskins) and leather | 2,308 | 3,015 | 30.6 | 0.2 | 0.3 |

| Code and label, HS 2-digit level | | 2013 | 2014 | 2013/2014 | 2013 | 2014 |
|----------------------------------|---|----------------------|-------|-----------------|------------|-----------|
| | | Value in USD Million | | Growth Rate (%) | Percentage | Share (%) |
| 08 | Edible fruit and nuts; peel of citrus fruits or melons | 2,768 | 2,946 | 6.4 | 0.3 | 0.3 |
| 47 | Pulp of wood or of other fibrous cellulosic material; recovered (waste and scrap) paper or paperboard | 2,561 | 2,707 | 5.7 | 0.3 | 0.3 |
| 70 | Glass and glassware | 2,551 | 2,674 | 4.8 | 0.3 | 0.3 |
| 21 | Miscellaneous edible preparations | 2,830 | 2,581 | -8.8 | 0.3 | 0.3 |
| 83 | Miscellaneous articles of base metal | 2,397 | 2,498 | 4.2 | 0.2 | 0.3 |
| 59 | Impregnated, coated, covered or laminated textile fabrics; textile articles of a kind suitable for industrial use | 2,267 | 2,448 | 8.0 | 0.2 | 0.3 |
| 44 | Wood and articles of wood; wood charcoal | 2,083 | 2,436 | 16.9 | 0.2 | 0.3 |
| 62 | Articles of apparel and clothing accessories, not knitted or crocheted | 2,329 | 2,426 | 4.2 | 0.2 | 0.3 |
| 42 | Articles of leather, saddlery and harness; travel goods, handbags and similar containers; articles of animal gut (other than silkworm gut) | 2,290 | 2,419 | 5.6 | 0.2 | 0.3 |
| 17 | Sugars and sugar confectionery | 2,865 | 2,347 | -18.1 | 0.3 | 0.2 |
| 25 | Salt; sulphur; earths and stone; plastering materials, lime and cement | 2,333 | 2,322 | -0.5 | 0.2 | 0.2 |
| 96 | Miscellaneous manufactured articles | 2,088 | 2,289 | 9.6 | 0.2 | 0.2 |
| 34 | Soap, organic surface-active agents, washing preparations, lubricating preparations, artificial waxes, prepared waxes, polishing or scouring preparations, candles and similar articles, modelling pastes, 'dental waxes' and dental preparations with a base | 2,095 | 2,234 | 6.6 | 0.2 | 0.2 |
| 26 | Ores, slag and ash | 2,847 | 2,196 | -22.9 | 0.3 | 0.2 |
| 69 | Ceramic products | 1,923 | 2,146 | 11.6 | 0.2 | 0.2 |
| 64 | Footwear, gaiters and the like; parts of such articles | 1,784 | 2,001 | 12.2 | 0.2 | 0.2 |
| 07 | Edible vegetables and certain roots and tubers | 2,034 | 1,961 | -3.6 | 0.2 | 0.2 |
| 61 | Articles of apparel and clothing accessories, knitted or crocheted | 1,805 | 1,915 | 6.1 | 0.2 | 0.2 |
| 18 | Cocoa and cocoa preparations | 1,206 | 1,882 | 56.0 | 0.1 | 0.2 |
| 58 | Special woven fabrics; tufted textile fabrics; lace; tapestries; trimmings; embroidery | 1,462 | 1,767 | 20.8 | 0.2 | 0.2 |
| 95 | Toys, games and sports requisites; parts and accessories thereof | 1,775 | 1,764 | -0.6 | 0.2 | 0.2 |
| 24 | Tobacco and manufactured tobacco substitutes | 1,830 | 1,756 | -4.0 | 0.2 | 0.2 |
| 35 | Albuminoid substances; modified starches; glues; enzymes | 1,537 | 1,668 | 8.5 | 0.2 | 0.2 |
| 56 | Wadding, felt and nonwovens; special yarns; twine, cordage, ropes and cables and articles thereof | 1,307 | 1,453 | 11.1 | 0.1 | 0.2 |
| 68 | Articles of stone, plaster, cement, asbestos, mica or similar materials | 1,306 | 1,408 | 7.8 | 0.1 | 0.1 |
| 49 | Printed books, newspapers, pictures and other products of the printing industry; manuscripts, typescripts and plans | 2,104 | 1,401 | -33.4 | 0.2 | 0.1 |
| 11 | Products of the milling industry; malt; starches; inulin; wheat gluten | 1,388 | 1,377 | -0.8 | 0.1 | 0.1 |
| 19 | Preparations of cereals, flour, starch or milk; pastrycooks' products | 1,326 | 1,355 | 2.2 | 0.1 | 0.1 |
| 79 | Zinc and articles thereof | 912 | 1,239 | 35.9 | 0.1 | 0.1 |
| 01 | Live animals | 579 | 1,102 | 90.2 | 0.1 | 0.1 |
| 20 | Preparations of vegetables, fruit, nuts or other parts of plants | 1,034 | 1,008 | -2.5 | 0.1 | 0.1 |
| 63 | Other made-up textile articles; sets; worn clothing and worn textile articles; rags | 945 | 953 | 0.9 | 0.1 | 0.1 |
| 78 | Lead and articles thereof | 929 | 952 | 2.4 | 0.1 | 0.1 |
| 15 | Animal or vegetable fats and oils and their cleavage products; prepared edible fats; animal or vegetable waxes | 892 | 948 | 6.2 | 0.1 | 0.1 |
| 37 | Photographic or cinematographic goods | 847 | 811 | -4.2 | 0.1 | 0.1 |
| 09 | Coffee, tea, maté and spices | 632 | 726 | 15.0 | 0.1 | 0.1 |
| 81 | Other base metals; cermets; articles thereof | 517 | 593 | 14.7 | 0.1 | 0.1 |
| 93 | Arms and ammunition; parts and accessories thereof | 447 | 588 | 31.6 | 0.0 | 0.1 |
| 05 | Products of animal origin, not elsewhere specified or included | 450 | 587 | 30.4 | 0.0 | 0.1 |
| 86 | Railway or tramway locomotives, rolling stock and parts thereof; railway or tramway track fixtures and fittings and parts thereof; mechanical (including electromechanical) traffic signalling equipment of all kinds | 863 | 586 | -32.1 | 0.1 | 0.1 |
| 51 | Wool, fine or coarse animal hair; horsehair yarn and woven fabric | 432 | 534 | 23.7 | 0.0 | 0.1 |
| 16 | Preparations of meat, of fish or of crustaceans, molluscs or other aquatic invertebrates | 464 | 514 | 10.8 | 0.0 | 0.1 |
| 13 | Lac; gums, resins and other vegetable saps and extracts | 324 | 315 | -2.9 | 0.0 | 0.0 |

| Code and label, HS 2-digit level | | 2013 | 2014 | 2013/2014 | 2013 | 2014 |
|----------------------------------|---|----------------------|--------|-----------------|------------|-----------|
| | | Value in USD Million | | Growth Rate (%) | Percentage | Share (%) |
| 92 | Musical instruments; parts and accessories of such articles | 328 | 303 | -7.8 | 0.0 | 0.0 |
| 97 | Works of art, collectors' pieces and antiques | 262 | 301 | 14.9 | 0.0 | 0.0 |
| 57 | Carpets and other textile floor coverings | 212 | 230 | 8.7 | 0.0 | 0.0 |
| 43 | Furskins and artificial fur; manufactures thereof | 158 | 218 | 38.0 | 0.0 | 0.0 |
| 36 | Explosives; pyrotechnic products; matches; pyrophoric alloys; certain combustible preparations | 237 | 210 | -11.1 | 0.0 | 0.0 |
| 80 | Tin and articles thereof | 247 | 196 | -20.7 | 0.0 | 0.0 |
| 67 | Prepared feathers and down and articles made of feathers or of down; artificial flowers; articles of human hair | 111 | 139 | 25.4 | 0.0 | 0.0 |
| 50 | Silk | 120 | 115 | -4.5 | 0.0 | 0.0 |
| 65 | Headgear and parts thereof | 93 | 111 | 19.3 | 0.0 | 0.0 |
| 06 | Live trees and other plants; bulbs, roots and the like; cut flowers and ornamental foliage | 108 | 110 | 1.7 | 0.0 | 0.0 |
| 53 | Other vegetable textile fibres; paper yarn and woven fabrics of paper yarn | 87 | 99 | 13.6 | 0.0 | 0.0 |
| 66 | Umbrellas, sun umbrellas, walking sticks, seat-sticks, whips, riding-crops and parts thereof | 71 | 89 | 26.2 | 0.0 | 0.0 |
| 46 | Manufactures of straw, of esparto or of other plaiting materials; basketware and wickerwork | 19 | 19 | -0.4 | 0.0 | 0.0 |
| 45 | Cork and articles of cork | 9 | 12 | 34.6 | 0.0 | 0.0 |
| 14 | Vegetable plaiting materials; vegetable products not elsewhere specified or included | 9 | 9 | -7.2 | 0.0 | 0.0 |
| 99 | Other products | 9,512 | 11,226 | 18.0 | 1.0 | 1.2 |

TABLE 4C.3
ASEAN TRADE BALANCE AT HS 2-DIGIT LEVEL
(Products sorted on the basis of 2014 values)

| Code and label, HS 2-digit level | | 2013 | 2014 |
|----------------------------------|---|----------------------|--------|
| | | Value in USD Million | |
| TOTAL ASEAN | | -21,338 | 5,106 |
| 85 | Electrical machinery and equipment and parts thereof; sound recorders and reproducers, television image and sound recorders and reproducers, and parts and accessories of such articles | 19,980 | 34,243 |
| 15 | Animal or vegetable fats and oils and their cleavage products; prepared edible fats; animal or vegetable waxes | 32,830 | 34,106 |
| 40 | Rubber and articles thereof | 26,843 | 21,206 |
| 61 | Articles of apparel and clothing accessories, knitted or crocheted | 17,833 | 19,805 |
| 62 | Articles of apparel and clothing accessories, not knitted or crocheted | 13,789 | 15,430 |
| 64 | Footwear, gaiters and the like; parts of such articles | 11,726 | 14,557 |
| 44 | Wood and articles of wood; wood charcoal | 12,939 | 12,850 |
| 16 | Preparations of meat, of fish or of crustaceans, molluscs or other aquatic invertebrates | 9,725 | 9,399 |
| 94 | Furniture; bedding, mattresses, mattress supports, cushions and similar stuffed furnishings; lamps and lighting fittings, not elsewhere specified or included; illuminated signs, illuminated name-plates and the like; prefabricated buildings | 7,202 | 7,196 |
| 03 | Fish and crustaceans, molluscs and other aquatic invertebrates | 6,130 | 6,897 |
| 09 | Coffee, tea, maté and spices | 4,534 | 5,228 |
| 29 | Organic chemicals | 5,136 | 5,050 |
| 49 | Printed books, newspapers, pictures and other products of the printing industry; manuscripts, typescripts and plans | 2,141 | 4,128 |
| 26 | Ores, slag and ash | 7,338 | 4,103 |
| 90 | Optical, photographic, cinematographic, measuring, checking, precision, medical or surgical instruments and apparatus; parts and accessories thereof | 1,644 | 3,876 |
| 08 | Edible fruit and nuts; peel of citrus fruits or melons | 2,081 | 2,810 |
| 71 | Natural or cultured pearls, precious or semi-precious stones, precious metals, metals clad with precious metal, and articles thereof; imitation jewellery; coin | -6,463 | 2,742 |
| 80 | Tin and articles thereof | 2,142 | 2,132 |
| 20 | Preparations of vegetables, fruit, nuts or other parts of plants | 1,825 | 2,066 |
| 19 | Preparations of cereals, flour, starch or milk; pastrycooks' products | 1,573 | 1,865 |

| Code and label, HS 2-digit level | | 2013 | 2014 |
|----------------------------------|---|----------------------|-------|
| | | Value in USD Million | |
| 42 | Articles of leather; saddlery and harness; travel goods, handbags and similar containers; articles of animal gut (other than silkworm gut) | 796 | 1,521 |
| 21 | Miscellaneous edible preparations | 178 | 1,241 |
| 07 | Edible vegetables and certain roots and tubers | 736 | 1,154 |
| 87 | Vehicles other than railway or tramway rolling stock, and parts and accessories thereof | -1,381 | 1,143 |
| 63 | Other made-up textile articles; sets; worn clothing and worn textile articles; rags | 927 | 1,103 |
| 89 | Ships, boats and floating structures | -1,203 | 1,025 |
| 95 | Toys, games and sports requisites; parts and accessories thereof | 798 | 976 |
| 18 | Cocoa and cocoa preparations | 757 | 631 |
| 11 | Products of the milling industry; malt; starches; inulin; wheat gluten | 419 | 521 |
| 34 | Soap, organic surface-active agents, washing preparations, lubricating preparations, artificial waxes, prepared waxes, polishing or scouring preparations, candles and similar articles, modelling pastes, 'dental waxes' and dental preparations with a base | 765 | 348 |
| 67 | Prepared feathers and down and articles made of feathers or of down; artificial flowers; articles of human hair | 311 | 321 |
| 92 | Musical instruments; parts and accessories of such articles | 246 | 320 |
| 46 | Manufactures of straw, of esparto or of other plaiting materials; basketware and wickerwork | 293 | 315 |
| 65 | Headgear and parts thereof | 262 | 301 |
| 06 | Live trees and other plants; bulbs, roots and the like; cut flowers and ornamental foliage | 194 | 183 |
| 14 | Vegetable plaiting materials; vegetable products not elsewhere specified or included | 128 | 140 |
| 17 | Sugars and sugar confectionery | -93 | 68 |
| 97 | Works of art, collectors' pieces and antiques | -62 | 56 |
| 53 | Other vegetable textile fibres; paper yarn and woven fabrics of paper yarn | 1 | 25 |
| 57 | Carpets and other textile floor coverings | 48 | 23 |
| 13 | Lac; gums, resins and other vegetable saps and extracts | 12 | 12 |
| 45 | Cork and articles of cork | -8 | -11 |
| 50 | Silk | -50 | -37 |
| 66 | Umbrellas, sun umbrellas, walking sticks, seat-sticks, whips, riding-crops and parts thereof | -48 | -62 |
| 43 | Furskins and artificial fur; manufactures thereof | -138 | -145 |
| 36 | Explosives; pyrotechnic products; matches; pyrophoric alloys; certain combustible preparations | -178 | -160 |
| 81 | Other base metals; cermets; articles thereof | -249 | -300 |
| 33 | Essential oils and resinoids; perfumery, cosmetic or toilet preparations | -394 | -334 |
| 86 | Railway or tramway locomotives, rolling stock and parts thereof; railway or tramway track fixtures and fittings and parts thereof; mechanical (including electromechanical) traffic signalling equipment of all kinds | -697 | -356 |
| 51 | Wool, fine or coarse animal hair; horsehair yarn and woven fabric | -312 | -373 |
| 47 | Pulp of wood or of other fibrous cellulosic material; recovered (waste and scrap) paper or paperboard | -255 | -432 |
| 68 | Articles of stone, plaster, cement, asbestos, mica or similar materials | -522 | -460 |
| 05 | Products of animal origin, not elsewhere specified or included | -349 | -485 |
| 37 | Photographic or cinematographic goods | -621 | -496 |
| 93 | Arms and ammunition; parts and accessories thereof | -390 | -535 |
| 69 | Ceramic products | -436 | -544 |
| 56 | Wadding, felt and nonwovens; special yarns; twine, cordage, ropes and cables and articles thereof | -577 | -596 |
| 24 | Tobacco and manufactured tobacco substitutes | -782 | -596 |
| 35 | Albuminoid substances; modified starches; glues; enzymes | -601 | -677 |
| 70 | Glass and glassware | -761 | -730 |
| 96 | Miscellaneous manufactured articles | -670 | -742 |
| 78 | Lead and articles thereof | -597 | -745 |
| 10 | Cereals | -875 | -763 |
| 83 | Miscellaneous articles of base metal | -912 | -923 |

| Code and label, HS 2-digit level | | 2013 | 2014 |
|----------------------------------|---|----------------------|---------|
| | | Value in USD Million | |
| 38 | Miscellaneous chemical products | -1,737 | -978 |
| 79 | Zinc and articles thereof | -664 | -1,050 |
| 54 | Man-made filaments | -802 | -1,053 |
| 25 | Salt; sulphur; earths and stone; plastering materials, lime and cement | -1,168 | -1,062 |
| 01 | Live animals | -546 | -1,070 |
| 48 | Paper and paperboard; articles of paper pulp, of paper or of paperboard | -1,227 | -1,328 |
| 91 | Clocks and watches and parts thereof | -1,444 | -1,349 |
| 58 | Special woven fabrics; tufted textile fabrics; lace; tapestries; trimmings; embroidery | -1,118 | -1,353 |
| 22 | Beverages, spirits and vinegar | -1,659 | -1,571 |
| 59 | Impregnated, coated, covered or laminated textile fabrics; textile articles of a kind suitable for industrial use | -1,569 | -1,696 |
| 75 | Nickel and articles thereof | -1,122 | -1,994 |
| 30 | Pharmaceutical products | -2,121 | -2,047 |
| 41 | Raw hides and skins (other than furskins) and leather | -1,529 | -2,168 |
| 82 | Tools, implements, cutlery, spoons and forks, of base metal; parts thereof of base metal | -2,058 | -2,253 |
| 02 | Meat and edible meat offal | -2,354 | -2,801 |
| 55 | Man-made staple fibres | -1,533 | -3,060 |
| 74 | Copper and articles thereof | -3,608 | -3,235 |
| 39 | Plastics and articles thereof | -3,552 | -3,412 |
| 12 | Oil seeds and oleaginous fruits; miscellaneous grains, seeds and fruit; industrial or medicinal plants; straw and fodder | -3,213 | -3,518 |
| 32 | Tanning or dyeing extracts; tannins and their derivatives; dyes, pigments and other colouring matter; paints and varnishes; putty and other mastics; inks | -2,925 | -3,536 |
| 52 | Cotton | -4,310 | -4,445 |
| 04 | Dairy produce; birds' eggs; natural honey; edible products of animal origin, not elsewhere specified or included | -4,525 | -4,986 |
| 28 | Inorganic chemicals; organic or inorganic compounds of precious metals, of rare-earth metals, of radioactive elements or of isotopes | -5,447 | -5,320 |
| 76 | Aluminium and articles thereof | -5,162 | -5,576 |
| 31 | Fertilisers | -6,650 | -6,100 |
| 23 | Residues and waste from the food industries; prepared animal fodder | -7,600 | -8,484 |
| 60 | Knitted or crocheted fabrics | -5,858 | -8,774 |
| 88 | Aircraft, spacecraft, and parts thereof | -13,172 | -10,111 |
| 73 | Articles of iron or steel | -11,533 | -10,120 |
| 84 | Nuclear reactors, boilers, machinery and mechanical appliances; parts thereof | -30,264 | -24,104 |
| 72 | Iron and steel | -36,605 | -34,582 |
| 27 | Mineral fuels, mineral oils and products of their distillation; bituminous substances; mineral waxes | -54,842 | -64,821 |
| 99 | Other products | 25,926 | 22,450 |

TABLE 4D.1
TOP 50 HS 6-DIGIT LEVEL PRODUCTS OF THE EXTRA-ASEAN EXPORTS TOP 5 HS 2-DIGIT LEVEL PRODUCT GROUPS
(Products sorted on the basis of 2014 exports values)

| Code and label, HS 2-digit level | | 2013 | 2014 | 2013/2014 | 2013 | 2014 |
|----------------------------------|--|----------------------|----------------|-----------------|--------------|--------------|
| | | Value in USD Million | | Growth Rate (%) | Percentage | Share (%) |
| EXTRA-ASEAN EXPORTS | | 940,810 | 962,758 | 2.3 | - | - |
| 85 | Electrical machinery and equipment and parts thereof; sound recorders and reproducers, television image and sound recorders and reproducers, and parts and accessories of such articles | 215,565 | 229,105 | 6.3 | 100.0 | 100.0 |
| 854231 | Electronic integrated circuits as processors and controllers, whether or not combined with memories, converters, logic circuits, amplifiers, clock and timing circuits, or other circuits | 51,131 | 57,047 | 11.6 | 23.7 | 24.9 |
| 854239 | Electronic integrated circuits (excl. such as processors, controllers, memories and amplifiers) | 33,985 | 34,534 | 1.6 | 15.8 | 15.1 |
| 851712 | Telephones for cellular networks mobile telephones or for other wireless networks | 19,477 | 21,866 | 12.3 | 9.0 | 9.5 |
| 854232 | Electronic integrated circuits as memories | 8,762 | 9,763 | 11.4 | 4.1 | 4.3 |
| 854290 | Parts of electronic integrated circuits and microassemblies, n.e.s. | 7,371 | 6,378 | -13.5 | 3.4 | 2.8 |
| 854140 | Photosensitive semiconductor devices, incl. photovoltaic cells whether or not assembled in modules or made up into panels; light emitting diodes (excl. photovoltaic generators) | 5,330 | 6,133 | 15.1 | 2.5 | 2.7 |
| 851762 | Machines for the reception, conversion and transmission or regeneration of voice, images or other data, incl. switching and routing apparatus (excl. telephone sets, telephones for cellular networks or for other wireless networks) | 5,315 | 5,808 | 9.3 | 2.5 | 2.5 |
| 854430 | Ignition wiring sets and other wiring sets for vehicles, aircraft or ships | 4,395 | 4,869 | 10.8 | 2.0 | 2.1 |
| 851770 | Parts of telephone sets, telephones for cellular networks or for other wireless networks and of other apparatus for the transmission or reception of voice, images or other data, n.e.s. | 4,096 | 4,164 | 1.7 | 1.9 | 1.8 |
| 852872 | Reception apparatus for television, colour, whether or not incorporating radio-broadcast receivers or sound or video recording or reproducing apparatus, designed to incorporate a video display or screen | 3,671 | 3,430 | -6.6 | 1.7 | 1.5 |
| 854390 | Parts of electrical machines and apparatus, having individual functions, not specified or included elsewhere in chapter 85 | 2,965 | 3,273 | 10.4 | 1.4 | 1.4 |
| 850440 | Static converters | 3,056 | 3,205 | 4.9 | 1.4 | 1.4 |
| 853400 | Printed circuits | 2,607 | 3,091 | 18.6 | 1.2 | 1.3 |
| 852580 | Television cameras, digital cameras and video camera recorders | 3,434 | 3,054 | -11.1 | 1.6 | 1.3 |
| 852990 | Parts suitable for use solely or principally with transmission and reception apparatus for radio-telephony, radio-telegraphy, radio-broadcasting, television, television cameras, still image video cameras and other video camera recorders, radar appa | 2,847 | 2,970 | 4.3 | 1.3 | 1.3 |
| 853710 | Boards, cabinets and similar combinations of apparatus for electric control or the distribution of electricity, for a voltage <= 1.000 v | 3,109 | 2,921 | -6.0 | 1.4 | 1.3 |
| 854190 | Parts of diodes, transistors and similar semiconductor devices; photosensitive semiconductor devices, light emitting diodes and mounted piezoelectric crystals, n.e.s. | 2,406 | 2,903 | 20.6 | 1.1 | 1.3 |
| 854129 | Transistors with a dissipation rate >= 1 w (excl. photosensitive transistors) | 2,741 | 2,887 | 5.3 | 1.3 | 1.3 |
| 853690 | Electrical apparatus for switching electrical circuits, or for making connections to or in electrical circuits, for a voltage <= 1.000 v (excl. fuses, automatic circuit breakers and other apparatus for protecting electrical circuits, relays and oth | 2,146 | 2,289 | 6.7 | 1.0 | 1.0 |
| 854233 | Electronic integrated circuits as amplifiers | 1,309 | 1,942 | 48.4 | 0.6 | 0.8 |
| 852721 | Radio-broadcast receivers not capable of operating without an external source of power, of a kind used in motor vehicles, incl. apparatus capable of also receiving radio-telephony or radio-telegraphy, combined with sound recording or reproducing ap | 1,698 | 1,849 | 8.9 | 0.8 | 0.8 |
| 854150 | Semiconductor devices, n.e.s. | 1,626 | 1,579 | -2.9 | 0.8 | 0.7 |
| 850110 | Motors of an output <= 37,5 w | 1,553 | 1,483 | -4.5 | 0.7 | 0.6 |
| 852329 | Magnetic media for the recording of sound or of other phenomena (excl. cards incorporating a magnetic stripe and goods of chapter 37) | 1,375 | 1,425 | 3.6 | 0.6 | 0.6 |
| 852871 | Reception apparatus for television, whether or not incorporating radio-broadcast receivers or sound or video recording or reproducing apparatus, not designed to incorporate a video display or screen | 1,051 | 1,398 | 33.0 | 0.5 | 0.6 |
| 852351 | Solid-state, non-volatile data storage devices for recording data from an external source [flash memory cards or flash electronic storage cards] (excl. goods of chapter 37) | 784 | 1,193 | 52.2 | 0.4 | 0.5 |
| 852349 | Optical media for the recording of sound or of other phenomena (excl. unrecorded and goods of chapter 37) | 1,315 | 1,166 | -11.4 | 0.6 | 0.5 |
| 853650 | Switches for a voltage <= 1.000 v (excl. relays and automatic circuit breakers) | 988 | 1,057 | 6.9 | 0.5 | 0.5 |
| 854110 | Diodes (excl. photosensitive or light emitting diodes) | 1,152 | 1,043 | -9.5 | 0.5 | 0.5 |
| 854370 | Electrical machines and apparatus, having individual functions, n.e.s. in chapter 85 | 1,073 | 1,034 | -3.6 | 0.5 | 0.5 |
| TOTAL Top 30 | | 182,767 | 195,753 | 7.1 | 84.8 | 85.4 |
| 854160 | Mounted piezoelectric crystals | 914 | 862 | -5.7 | 0.4 | 0.4 |
| 852190 | Video recording or reproducing apparatus, whether or not incorporating a video tuner (excl. magnetic tape-type and video camera recorders) | 1,018 | 845 | -17.0 | 0.5 | 0.4 |
| 853890 | Parts suitable for use solely or principally with the apparatus of heading 8535, 8536 or 8537, n.e.s. (excl. boards, panels, consoles, desks, cabinets and other bases for the goods of heading 8537, not equipped with their apparatus) | 989 | 795 | -19.6 | 0.5 | 0.3 |

| Code and label, HS 2-digit level | | 2013 | 2014 | 2013/2014 | 2013 | 2014 |
|----------------------------------|---|----------------------|----------------|-----------------|--------------|--------------|
| | | Value in USD Million | | Growth Rate (%) | Percentage | Share (%) |
| 852290 | Parts and accessories suitable for use solely or principally with sound reproducing and recording apparatus and with video equipment for recording and reproducing pictures and sound (excl. pick-up devices for grooved recording media) | 828 | 737 | -11.0 | 0.4 | 0.3 |
| 851829 | Loudspeakers, without enclosure | 557 | 730 | 31.0 | 0.3 | 0.3 |
| 850811 | Vacuum cleaners, incl. dry cleaners and wet vacuum cleaners, with self-contained electric motor, power <= 1 500 w and having a dust bag or other receptacle capacity <= 20 l | 578 | 712 | 23.2 | 0.3 | 0.3 |
| 851830 | Headphones and earphones, whether or not combined with microphone, and sets consisting of a microphone and one or more loudspeakers (excl. telephone sets, hearing aids and helmets with built-in headphones, whether or not incorporating a microphone) | 846 | 710 | -16.1 | 0.4 | 0.3 |
| 850450 | Inductors (excl. inductors for discharge lamps or tubes) | 874 | 708 | -19.0 | 0.4 | 0.3 |
| 854890 | Electrical parts of machinery or apparatus, not specified or included elsewhere in chapter 85 | 434 | 666 | 53.5 | 0.2 | 0.3 |
| 850490 | Parts of electrical transformers and inductors, n.e.s. | 679 | 635 | -6.6 | 0.3 | 0.3 |
| 854449 | Electric conductors, for a voltage <= 80 v, insulated, not fitted with connectors, n.e.s. | 624 | 631 | 1.1 | 0.3 | 0.3 |
| 851650 | Microwave ovens | 652 | 629 | -3.6 | 0.3 | 0.3 |
| 854442 | Electric conductors for a voltage <= 1.000 v, insulated, fitted with connectors, n.e.s. | 448 | 560 | 25.0 | 0.2 | 0.2 |
| 850760 | Lithium-ion accumulators (excl. spent) | 437 | 532 | 21.7 | 0.2 | 0.2 |
| 852352 | Cards incorporating one or more electronic integrated circuits smart cards | 648 | 514 | -20.6 | 0.3 | 0.2 |
| 853224 | Fixed electrical capacitors, ceramic dielectric, multilayer (excl. power capacitors) | 464 | 509 | 9.7 | 0.2 | 0.2 |
| 853229 | Fixed electrical capacitors (excl. tantalum, aluminium electrolytic, ceramic, paper, plastic and power capacitors) | 393 | 503 | 28.0 | 0.2 | 0.2 |
| 850650 | Lithium cells and batteries (excl. spent) | 339 | 498 | 47.2 | 0.2 | 0.2 |
| 852560 | Transmission apparatus for radio-broadcasting or television, incorporating reception apparatus | 151 | 469 | 209.9 | 0.1 | 0.2 |
| 852691 | Radio navigational aid apparatus | 335 | 460 | 37.2 | 0.2 | 0.2 |
| TOTAL Top 50 | | 194,974 | 208,456 | 6.9 | 90.4 | 91.0 |
| OTHERS | | 20,591 | 20,649 | 0.3 | 9.6 | 9.0 |
| 27 | Mineral fuels, mineral oils and products of their distillation; bituminous substances; mineral waxes | 132,705 | 120,895 | -8.9 | 100.0 | 100.0 |
| 271111 | Natural gas, liquefied | 37,058 | 37,293 | 0.6 | 27.9 | 30.8 |
| 271019 | Medium oils and preparations, of petroleum or bituminous minerals, n.e.s. | 35,501 | 30,988 | -12.7 | 26.8 | 25.6 |
| 270900 | Petroleum oils and oils obtained from bituminous minerals, crude | 26,512 | 23,151 | -12.7 | 20.0 | 19.2 |
| 270119 | Coal, whether or not pulverised, non-agglomerated (excl. anthracite and bituminous coal) | 9,453 | 8,283 | -12.4 | 7.1 | 6.9 |
| 270112 | Bituminous coal, whether or not pulverised, non-agglomerated | 10,362 | 7,908 | -23.7 | 7.8 | 6.5 |
| 271012 | Light oils and preparations, of petroleum or bituminous minerals which >= 90% by volume incl. losses distil at 210°C astm d 86 method (excl. containing biodiesel) | 6,771 | 5,954 | -12.1 | 5.1 | 4.9 |
| 270210 | Lignite, whether or not pulverised, non-agglomerated (excl. jet) | 1,742 | 2,122 | 21.8 | 1.3 | 1.8 |
| 270750 | Aromatic hydrocarbon mixtures of which >= 65% by volume, incl. losses, distils at 250°C by the astm d 86 method (excl. chemically defined compounds) | 650 | 1,207 | 85.8 | 0.5 | 1.0 |
| 271320 | Petroleum bitumen | 1,027 | 1,005 | -2.2 | 0.8 | 0.8 |
| 271500 | Bituminous mastics, cut-backs and other bituminous mixtures based on natural asphalt, on natural bitumen, on petroleum bitumen, on mineral tar or on mineral tar pitch | 32 | 984 | 2939.3 | 0.0 | 0.8 |
| TOTAL Top 10 | | 129,108 | 118,895 | -7.9 | 97.3 | 98.3 |
| OTHERS | | 3,597 | 2,000 | -44.4 | 2.7 | 1.7 |
| 84 | Nuclear reactors, boilers, machinery and mechanical appliances; parts thereof | 98,276 | 101,816 | 3.6 | 100.0 | 100.0 |
| 847170 | Storage units for digital automatic data-processing machines | 20,091 | 20,874 | 3.9 | 20.4 | 20.5 |
| 847330 | Parts and accessories of automatic data-processing machines or for other machines of heading 8471, n.e.s. | 10,700 | 8,819 | -17.6 | 10.9 | 8.7 |
| 844399 | Parts and accessories of printers, copying machines and facsimile machines, n.e.s. (excl. of printing machinery used for printing by means of plates, cylinders and other printing components of heading 8442) | 5,377 | 5,886 | 9.5 | 5.5 | 5.8 |
| 844331 | Machines which perform two or more of the functions of printing, copying or facsimile transmission, capable of connecting to an automatic data processing machine or to a network | 3,235 | 4,113 | 27.1 | 3.3 | 4.0 |
| 847130 | Data-processing machines, automatic, digital, portable, weighing <= 10 kg, consisting of at least a central processing unit, a keyboard and a display (excl. peripheral units) | 3,752 | 3,842 | 2.4 | 3.8 | 3.8 |
| 847150 | Processing units for automatic data-processing machines, digital, whether or not containing in the same housing one or two of the following types of unit: storage units, input units, output units (excl. those of heading 8471.41 or 8471.49 and excl.) | 2,680 | 2,925 | 9.1 | 2.7 | 2.9 |
| 847180 | Units for digital automatic data-processing machines (excl. processing units, input or output units and storage units) | 3,089 | 2,905 | -6.0 | 3.1 | 2.9 |

| Code and label, HS 2-digit level | | 2013 | 2014 | 2013/2014 | 2013 | 2014 |
|----------------------------------|---|----------------------|---------------|-----------------|-------------|-------------|
| | | Value in USD Million | | Growth Rate (%) | Percentage | Share (%) |
| 844332 | Machines which only perform one of the functions of printing, copying or facsimile transmission, capable of connecting to an automatic data processing machine or to a network | 2,685 | 2,562 | -4.6 | 2.7 | 2.5 |
| 841510 | Window or wall air conditioning machines, self-contained or split-system | 2,542 | 2,536 | -0.3 | 2.6 | 2.5 |
| 843143 | Parts for boring or sinking machinery of subheading 8430.41 or 8430.49, n.e.s. | 2,341 | 2,377 | 1.6 | 2.4 | 2.3 |
| 841191 | Parts of turbojets or turbopropellers, n.e.s. | 1,897 | 1,845 | -2.7 | 1.9 | 1.8 |
| 848640 | Machines and apparatus specified in note 9 (c) to chapter 84 | 1,037 | 1,569 | 51.3 | 1.1 | 1.5 |
| 841430 | Compressors for refrigerating equipment | 1,334 | 1,395 | 4.6 | 1.4 | 1.4 |
| 848620 | Machines and apparatus for the manufacture of semiconductor devices or of electronic integrated circuits | 949 | 1,341 | 41.3 | 1.0 | 1.3 |
| 847990 | Parts of machines and mechanical appliances, n.e.s. | 1,414 | 1,279 | -9.5 | 1.4 | 1.3 |
| 847989 | Machines and mechanical appliances, n.e.s. | 772 | 1,259 | 63.1 | 0.8 | 1.2 |
| 848180 | Appliances for pipes, boiler shells, tanks, vats or the like (excl. pressure-reducing valves, valves for the control of pneumatic power transmission, check non-return valves and safety or relief valves) | 834 | 1,054 | 26.5 | 0.8 | 1.0 |
| 841199 | Parts of gas turbines, n.e.s. | 678 | 894 | 32.0 | 0.7 | 0.9 |
| 847190 | Magnetic or optical readers, machines for transcribing data onto data media in coded form and machines for processing such data, n.e.s. | 819 | 831 | 1.4 | 0.8 | 0.8 |
| 848690 | Parts and accessories for machines and apparatus of a kind used solely or principally for the manufacture of semiconductor boules or wafers, semiconductor devices, electronic integrated circuits or flat panel displays, and for machines and apparatus | 1,105 | 825 | -25.3 | 1.1 | 0.8 |
| 841810 | Combined refrigerator-freezers, with separate external doors | 768 | 781 | 1.7 | 0.8 | 0.8 |
| 841583 | Air conditioning machines comprising a motor-driven fan, not incorporating a refrigerating unit but incorporating elements for changing the temperature and humidity (excl. of a kind used for persons in motor vehicles, and self-contained or split-sy | 658 | 756 | 14.9 | 0.7 | 0.7 |
| 848210 | Ball bearings | 760 | 725 | -4.6 | 0.8 | 0.7 |
| 840820 | Compression-ignition internal combustion piston engine diesel or semi-diesel engines, for the propulsion of vehicles of chapter 87 | 629 | 694 | 10.3 | 0.6 | 0.7 |
| 840710 | Spark-ignition reciprocating or rotary internal combustion piston engine, for aircraft | 873 | 692 | -20.7 | 0.9 | 0.7 |
| 841590 | Parts of air conditioning machines, comprising a motor-driven fan and elements for changing the temperature and humidity, n.e.s. | 641 | 681 | 6.2 | 0.7 | 0.7 |
| 841480 | Air pumps, air or other gas compressors and ventilating or recycling hoods incorporating a fan, whether or not fitted with filters, having a maximum horizontal side > 120 cm (excl. vacuum pumps, hand- or foot-operated air pumps, compressors for ref | 422 | 675 | 60.1 | 0.4 | 0.7 |
| 840991 | Parts suitable for use solely or principally with spark-ignition internal combustion piston engine, n.e.s. | 718 | 659 | -8.2 | 0.7 | 0.6 |
| 847141 | Data-processing machines, automatic, digital, comprising in the same housing at least a central processing unit, and one input unit and one output unit, whether or not combined (excl. portable weighing <= 10 kg and excl. those presented in the form | 603 | 636 | 5.5 | 0.6 | 0.6 |
| 840999 | Parts suitable for use solely or principally with compression-ignition internal combustion piston engine, n.e.s. | 570 | 609 | 6.8 | 0.6 | 0.6 |
| TOTAL Top 30 | | 73,975 | 76,042 | 2.8 | 75.3 | 74.7 |
| 847160 | Input or output units for digital automatic data-processing machines, whether or not containing storage units in the same housing | 739 | 608 | -17.8 | 0.8 | 0.6 |
| 844339 | Machines which only perform one of the functions of printing, copying or facsimile transmission (excl. those capable of connecting to an automatic data processing machine or to a network) | 597 | 607 | 1.6 | 0.6 | 0.6 |
| 841490 | Parts of : air or vacuum pumps, air or other gas compressors, fans and ventilating or recycling hoods incorporating a fan, n.e.s. | 560 | 590 | 5.3 | 0.6 | 0.6 |
| 843149 | Parts of machinery of heading 8426, 8429 and 8430, n.e.s. | 677 | 571 | -15.7 | 0.7 | 0.6 |
| 841989 | Machinery, plant or laboratory equipment, whether or not electrically heated, for the treatment of materials by a process involving a change of temperature such as heating, cooking, roasting, sterilising, pasteurising, steaming, evaporating, vapori | 312 | 557 | 78.6 | 0.3 | 0.5 |
| 842199 | Parts of machinery and apparatus for filtering or purifying liquids or gases, n.e.s. | 400 | 542 | 35.6 | 0.4 | 0.5 |
| 841821 | Household refrigerators, compression-type | 555 | 536 | -3.4 | 0.6 | 0.5 |
| 848190 | Parts of valves and similar articles for pipes, boiler shells, tanks, vats or the like, n.e.s. | 439 | 523 | 19.1 | 0.4 | 0.5 |
| 841112 | Turbojets of a thrust > 25 kn | 404 | 511 | 26.4 | 0.4 | 0.5 |
| 841581 | Air conditioning machines incorporating a refrigerating unit and a valve for reversal of the cooling-heat cycle reversible heat pumps (excl. of a kind used for persons in motor vehicles and self-contained or split-system window or wall air conditio | 397 | 471 | 18.5 | 0.4 | 0.5 |
| 840910 | Parts suitable for use solely or principally with internal combustion piston engine for aircraft, n.e.s. | 366 | 421 | 15.0 | 0.4 | 0.4 |
| 841182 | Gas turbines of a power > 5.000 kw (excl. turbojets and turbopropellers) | 180 | 413 | 129.7 | 0.2 | 0.4 |
| 840790 | Spark-ignition reciprocating or rotary internal combustion piston engine (excl. those for aircraft or marine propulsion and reciprocating piston engine of a kind used for vehicles of chapter 87) | 368 | 384 | 4.2 | 0.4 | 0.4 |
| 841459 | Fans (excl. table, floor, wall, window, ceiling or roof fans, with a self-contained electric motor of an output <= 125 w) | 307 | 352 | 14.8 | 0.3 | 0.3 |
| 840734 | Spark-ignition reciprocating piston engine, of a kind used for vehicles of chapter 87, of a cylinder capacity > 1.000 cm ³ | 293 | 341 | 16.2 | 0.3 | 0.3 |

| Code and label, HS 2-digit level | | 2013 | 2014 | 2013/2014 | 2013 | 2014 |
|----------------------------------|---|----------------------|---------------|-----------------|--------------|--------------|
| | | Value in USD Million | | Growth Rate (%) | Percentage | Share (%) |
| 842139 | Machinery and apparatus for filtering or purifying gases (excl. isotope separators and intake air filters for internal combustion engines) | 286 | 334 | 16.8 | 0.3 | 0.3 |
| 845011 | Fully-automatic household or laundry-type washing machines, of a dry linen capacity <= 6 kg | 317 | 323 | 1.9 | 0.3 | 0.3 |
| 841869 | Refrigerating or freezing equipment and absorption heat pumps (excl. refrigerating and freezing furniture) | 160 | 319 | 100.0 | 0.2 | 0.3 |
| 841950 | Heat-exchange units (excl. instantaneous heaters, storage water heaters, boilers and equipment without a separating wall) | 164 | 317 | 93.4 | 0.2 | 0.3 |
| 847590 | Parts of machines for assembling electric or electronic lamps, tubes or valves or flashbulbs, in glass envelopes and of machines for manufacturing or hot working glass or glassware, n.e.s. | 399 | 309 | -22.4 | 0.4 | 0.3 |
| TOTAL Top 50 | | 81,896 | 85,071 | 3.9 | 83.3 | 83.6 |
| OTHERS | | 16,381 | 16,745 | 2.2 | 16.7 | 16.4 |
| 15 | Animal or vegetable fats and oils and their cleavage products; prepared edible fats; animal or vegetable waxes | 33,722 | 35,053 | 3.9 | 100.0 | 100.0 |
| 151190 | Palm oil and its fractions, whether or not refined (excl. chemically modified and crude) | 18,454 | 19,599 | 6.2 | 54.7 | 55.9 |
| 151110 | Crude palm oil | 7,645 | 7,200 | -5.8 | 22.7 | 20.5 |
| 151620 | Vegetable fats and oils and their fractions, partly or wholly hydrogenated, inter-esterified, re-esterified or elaidinised, whether or not refined, but not further prepared | 2,620 | 1,950 | -25.6 | 7.8 | 5.6 |
| 151329 | Palm kernel and babassu oil and their fractions, whether or not refined, but not chemically modified (excl. crude) | 1,316 | 1,484 | 12.8 | 3.9 | 4.2 |
| 151311 | Crude coconut oil | 694 | 1,141 | 64.4 | 2.1 | 3.3 |
| 151319 | Coconut oil and its fractions, whether or not refined, but not chemically modified (excl. crude) | 692 | 1,100 | 59.0 | 2.1 | 3.1 |
| 151790 | Edible mixtures or preparations of animal or vegetable fats or oils and edible fractions of different fats or oils (excl. fats, oils and their fractions, partly or wholly hydrogenated, inter-esterified, re-esterified or elaidinised, whether or not) | 793 | 996 | 25.7 | 2.4 | 2.8 |
| 151321 | Crude palm kernel and babassu oil | 533 | 633 | 18.7 | 1.6 | 1.8 |
| 151800 | Animal or vegetable fats and oils and their fractions, boiled, oxidised, dehydrated, sulphurised, blown, polymerised by heat in vacuum or in inert gas or otherwise chemically modified, inedible mixtures or preparations of animal or vegetable fats o | 203 | 134 | -34.3 | 0.6 | 0.4 |
| 151710 | Margarine (excl. liquid) | 90 | 114 | 26.7 | 0.3 | 0.3 |
| 150790 | Soya-bean oil and its fractions, whether or not refined (excl. chemically modified and crude) | 96 | 113 | 17.3 | 0.3 | 0.3 |
| 150710 | Crude soya-bean oil, whether or not degummed | 76 | 107 | 40.5 | 0.2 | 0.3 |
| 151590 | Fixed vegetable fats and oils and their fractions, whether or not refined, but not chemically modified (excl. soya-bean, groundnut, olive, palm, sunflower-seed, safflower, cotton-seed, coconut, palm kernel, babassu, rape, colza and mustard, linseed) | 74 | 96 | 29.0 | 0.2 | 0.3 |
| 152000 | Glycerol, crude; glycerol waters and glycerol lyes | 106 | 89 | -16.6 | 0.3 | 0.3 |
| 150420 | Fats and oils of fish and their fractions, whether or not refined (excl. liver oils and chemically modified) | 70 | 46 | -34.5 | 0.2 | 0.1 |
| 152190 | Beeswax, other insect waxes and spermaceti, whether or not refined or coloured | 34 | 41 | 20.4 | 0.1 | 0.1 |
| 151419 | Low erucic acid rape or colza oil fixed oil which has an erucic acid content of < 2% and its fractions, whether or not refined, but not chemically modified (excl. crude) | 40 | 38 | -4.4 | 0.1 | 0.1 |
| 151219 | Sunflower-seed or safflower oil and their fractions, whether or not refined, but not chemically modified (excl. crude) | 34 | 33 | -3.1 | 0.1 | 0.1 |
| 151550 | Sesame oil and its fractions, whether or not refined, but not chemically modified | 17 | 20 | 15.6 | 0.1 | 0.1 |
| 152110 | Vegetable waxes, whether or not refined or coloured (excl. triglycerides) | 34 | 20 | -42.8 | 0.1 | 0.1 |
| 152200 | Degras; residues resulting from the treatment of fatty substances or animal or vegetable waxes | 23 | 19 | -17.0 | 0.1 | 0.1 |
| 150500 | Wool grease and fatty substances derived therefrom, incl. lanolin | 13 | 14 | 5.1 | 0.0 | 0.0 |
| 151529 | Maize oil and fractions thereof, whether or not refined, but not chemically modified (excl. crude) | 10 | 12 | 21.8 | 0.0 | 0.0 |
| 151211 | Crude sunflower-seed or safflower oil | 2 | 11 | 381.5 | 0.0 | 0.0 |
| 151530 | Castor oil and fractions thereof, whether or not refined, but not chemically modified | 10 | 10 | 0.3 | 0.0 | 0.0 |
| 151499 | High erucic acid rape or colza oil fixed oil which has an erucic acid content of >= 2%, and mustard oil, and fractions thereof, whether or not refined, but not chemically modified (excl. crude) | 15 | 9 | -39.4 | 0.0 | 0.0 |
| 151229 | Cotton-seed oil and its fractions, whether or not refined, but not chemically modified (excl. crude) | 7 | 9 | 15.2 | 0.0 | 0.0 |
| 150410 | Fish-liver oils and their fractions, whether or not refined (excl. chemically modified) | 5 | 5 | -3.8 | 0.0 | 0.0 |
| 150890 | Groundnut oil and its fractions, whether or not refined (excl. chemically modified and crude) | 4 | 4 | -11.9 | 0.0 | 0.0 |
| 150290 | Fats of bovine animals, sheep or goats (excl. tallow, oleostearin and oleo-oil) | 1 | 2 | 82.8 | 0.0 | 0.0 |
| TOTAL Top 30 | | 33,714 | 35,047 | 4.0 | 100.0 | 100.0 |
| OTHERS | | 8 | 6 | -22.7 | 0.0 | 0.0 |

| Code and label, HS 2-digit level | | 2013 | 2014 | 2013/2014 | 2013 | 2014 |
|----------------------------------|--|----------------------|---------------|-----------------|--------------|--------------|
| | | Value in USD Million | | Growth Rate (%) | Percentage | Share (%) |
| 39 | Plastics and articles thereof | 26,306 | 28,986 | 10.2 | 100.0 | 100.0 |
| 390190 | Polymers of ethylene, in primary forms (excl. polyethylene and ethylene-vinyl acetate copolymers) | 1,951 | 3,129 | 60.4 | 7.4 | 10.8 |
| 390110 | Polyethylene with a specific gravity of < 0,94, in primary forms | 2,119 | 2,214 | 4.5 | 8.1 | 7.6 |
| 390120 | Polyethylene with a specific gravity of >= 0,94, in primary forms | 2,094 | 2,162 | 3.3 | 8.0 | 7.5 |
| 390230 | Propylene copolymers, in primary forms | 1,541 | 1,863 | 20.9 | 5.9 | 6.4 |
| 392321 | Sacks and bags, incl. cones, of polymers of ethylene | 1,647 | 1,756 | 6.7 | 6.3 | 6.1 |
| 392690 | Articles of plastics and articles of other materials of heading 3901 to 3914, n.e.s | 1,693 | 1,744 | 3.0 | 6.4 | 6.0 |
| 390740 | Polycarbonates, in primary forms | 1,403 | 1,493 | 6.4 | 5.3 | 5.2 |
| 390210 | Polypropylene, in primary forms | 1,301 | 1,417 | 9.0 | 4.9 | 4.9 |
| 390760 | Polyethylene terephthalate, in primary forms | 918 | 950 | 3.5 | 3.5 | 3.3 |
| 392010 | Plates, sheets, film, foil and strip, of non-cellular plastics, not reinforced, laminated, supported or similarly combined with other materials, without backing, unworked or merely surface-worked or merely cut into squares or rectangles (excl. self | 683 | 729 | 6.7 | 2.6 | 2.5 |
| 390720 | Polyethers, in primary forms (excl. polyacetals) | 507 | 693 | 36.8 | 1.9 | 2.4 |
| 390690 | Acrylic polymers, in primary forms (excl. polymethyl methacrylate) | 531 | 601 | 13.3 | 2.0 | 2.1 |
| 391590 | Waste, parings and scrap of plastics (excl. that of polymers of ethylene, styrene and vinyl chloride) | 632 | 544 | -14.0 | 2.4 | 1.9 |
| 390319 | Polystyrene, in primary forms (excl. expandible) | 607 | 499 | -17.8 | 2.3 | 1.7 |
| 390810 | Polyamides-6, -11, -12, -6,6, -6,9, -6,10 or -6,12, in primary forms | 479 | 477 | -0.3 | 1.8 | 1.6 |
| 390330 | Acrylonitrile-butadiene-styrene copolymers abs, in primary forms | 360 | 374 | 4.0 | 1.4 | 1.3 |
| 392329 | Sacks and bags, incl. cones, of plastics (excl. those of polymers of ethylene) | 345 | 370 | 7.4 | 1.3 | 1.3 |
| 392062 | Plates, sheets, film, foil and strip, of non-cellular polyethylene terephthalate, not reinforced, laminated, supported or similarly combined with other materials, without backing, unworked or merely surface-worked or merely cut into squares or rect | 328 | 334 | 1.7 | 1.2 | 1.2 |
| 391990 | Self-adhesive plates, sheets, film, foil, tape, strip and other flat shapes, of plastics, whether or not in rolls > 20 cm wide (excl. floor, wall and ceiling coverings of heading 3918) | 311 | 327 | 5.1 | 1.2 | 1.1 |
| 392020 | Plates, sheets, film, foil and strip, of non-cellular polymers of ethylene, not reinforced, laminated, supported or similarly combined with other materials, without backing, unworked or merely surface-worked or merely cut into squares or rectangles | 333 | 318 | -4.6 | 1.3 | 1.1 |
| 390130 | Ethylene-vinyl acetate copolymers, in primary forms | 269 | 313 | 16.4 | 1.0 | 1.1 |
| 390799 | Saturated polyesters in primary forms (excl. polycarbonates, alkyd resins and polyethylene terephthalate) | 283 | 310 | 9.7 | 1.1 | 1.1 |
| 390390 | Polymers of styrene, in primary forms (excl. polystyrene, styrene-acrylonitrile copolymers san and acrylonitrile-butadiene-styrene abs) | 198 | 305 | 53.8 | 0.8 | 1.1 |
| 392310 | Boxes, cases, crates and similar articles for the conveyance or packaging of goods, of plastics | 292 | 304 | 4.1 | 1.1 | 1.0 |
| 392190 | Plates, sheets, film, foil and strip, of plastics, reinforced, laminated, supported or similarly combined with other materials, unworked or merely surface-worked or merely cut into squares or rectangles (excl. of cellular plastic; self-adhesive pro | 257 | 283 | 10.0 | 1.0 | 1.0 |
| 390730 | Epoxide resins, in primary forms | 297 | 267 | -10.1 | 1.1 | 0.9 |
| 392410 | Tableware and kitchenware, of plastics | 244 | 261 | 7.2 | 0.9 | 0.9 |
| 390410 | Polyvinyl chloride, in primary forms, not mixed with any other substances | 292 | 258 | -11.9 | 1.1 | 0.9 |
| 392390 | Articles for the conveyance or packaging of goods, of plastics (excl. boxes, cases, crates and similar articles; sacks and bags, incl. cones; carboys, bottles, flasks and similar articles; spools, spindles, bobbins and similar supports; stoppers, l | 267 | 243 | -8.8 | 1.0 | 0.8 |
| 391000 | Silicones in primary forms | 277 | 208 | -25.2 | 1.1 | 0.7 |
| TOTAL Top 30 | | 22,456 | 24,746 | 10.2 | 85.4 | 85.4 |
| OTHERS | | 3,850 | 4,240 | 10.1 | 14.6 | 14.6 |

TABLE 4D.2
TOP 50 HS 6-DIGIT LEVEL PRODUCTS OF THE EXTRA-ASEAN IMPORTS TOP 5 HS 2-DIGIT LEVEL PRODUCT GROUPS
(Products sorted on the basis of 2014 imports values)

| Code and label, HS 2-digit level | | 2013 | 2014 | 2013/2014 | 2013 | 2014 |
|----------------------------------|--|----------------------|----------------|-----------------|--------------|--------------|
| | | Value in USD Million | | Growth Rate (%) | Percentage | Share (%) |
| EXTRA-ASEAN IMPORTS | | 962,148 | 957,651 | -0.5 | - | - |
| 85 | Electrical machinery and equipment and parts thereof; sound recorders and reproducers, television image and sound recorders and reproducers, and parts and accessories of such articles | 195,585 | 194,863 | -0.4 | 100.0 | 100.0 |
| 854239 | Electronic integrated circuits (excl. such as processors, controllers, memories and amplifiers) | 39,134 | 37,931 | -3.1 | 20.0 | 19.5 |
| 854231 | Electronic integrated circuits as processors and controllers, whether or not combined with memories, converters, logic circuits, amplifiers, clock and timing circuits, or other circuits | 28,880 | 30,519 | 5.7 | 14.8 | 15.7 |
| 854290 | Parts of electronic integrated circuits and microassemblies, n.e.s. | 20,798 | 20,560 | -1.1 | 10.6 | 10.6 |
| 851712 | Telephones for cellular networks mobile telephones or for other wireless networks | 11,992 | 11,490 | -4.2 | 6.1 | 5.9 |
| 851770 | Parts of telephone sets, telephones for cellular networks or for other wireless networks and of other apparatus for the transmission or reception of voice, images or other data, n.e.s. | 9,726 | 9,198 | -5.4 | 5.0 | 4.7 |
| 852990 | Parts suitable for use solely or principally with transmission and reception apparatus for radio-telephony, radio-telegraphy, radio-broadcasting, television, television cameras, still image video cameras and other video camera recorders, radar appa | 5,526 | 5,052 | -8.6 | 2.8 | 2.6 |
| 851762 | Machines for the reception, conversion and transmission or regeneration of voice, images or other data, incl. switching and routing apparatus (excl. telephone sets, telephones for cellular networks or for other wireless networks) | 4,609 | 4,668 | 1.3 | 2.4 | 2.4 |
| 853400 | Printed circuits | 4,688 | 4,566 | -2.6 | 2.4 | 2.3 |
| 854232 | Electronic integrated circuits as memories | 3,658 | 4,226 | 15.5 | 1.9 | 2.2 |
| 853690 | Electrical apparatus for switching electrical circuits, or for making connections to or in electrical circuits, for a voltage <= 1.000 v (excl. fuses, automatic circuit breakers and other apparatus for protecting electrical circuits, relays and oth | 3,633 | 3,576 | -1.6 | 1.9 | 1.8 |
| 854140 | Photosensitive semiconductor devices, incl. photovoltaic cells whether or not assembled in modules or made up into panels; light emitting diodes (excl. photovoltaic generators) | 2,318 | 2,683 | 15.8 | 1.2 | 1.4 |
| 853710 | Boards, cabinets and similar combinations of apparatus for electric control or the distribution of electricity, for a voltage <= 1.000 v | 2,331 | 2,397 | 2.8 | 1.2 | 1.2 |
| 850440 | Static converters | 2,133 | 2,275 | 6.7 | 1.1 | 1.2 |
| 852580 | Television cameras, digital cameras and video camera recorders | 2,384 | 2,210 | -7.3 | 1.2 | 1.1 |
| 854190 | Parts of diodes, transistors and similar semiconductor devices; photosensitive semiconductor devices, light emitting diodes and mounted piezoelectric crystals, n.e.s. | 1,913 | 2,207 | 15.4 | 1.0 | 1.1 |
| 854370 | Electrical machines and apparatus, having individual functions, n.e.s. in chapter 85 | 2,074 | 1,812 | -12.6 | 1.1 | 0.9 |
| 853890 | Parts suitable for use solely or principally with the apparatus of heading 8535, 8536 or 8537, n.e.s. (excl. boards, panels, consoles, desks, cabinets and other bases for the goods of heading 8537, not equipped with their apparatus) | 1,563 | 1,638 | 4.8 | 0.8 | 0.8 |
| 854129 | Transistors with a dissipation rate >= 1 w (excl. photosensitive transistors) | 1,374 | 1,512 | 10.0 | 0.7 | 0.8 |
| 853120 | Indicator panels with liquid crystal devices [lcd] or light emitting diodes [led] (excl. those for cycles, motor vehicles and traffic signalling) | 1,985 | 1,395 | -29.7 | 1.0 | 0.7 |
| 850239 | Generating sets (excl. wind-powered and powered by spark-ignition internal combustion piston engine) | 602 | 1,219 | 102.5 | 0.3 | 0.6 |
| 854449 | Electric conductors, for a voltage <= 80 v, insulated, not fitted with connectors, n.e.s. | 1,204 | 1,201 | -0.3 | 0.6 | 0.6 |
| 851761 | Base stations of apparatus for the transmission or reception of voice, images or other data | 703 | 1,104 | 57.0 | 0.4 | 0.6 |
| 854110 | Diodes (excl. photosensitive or light emitting diodes) | 992 | 1,076 | 8.4 | 0.5 | 0.6 |
| 854390 | Parts of electrical machines and apparatus, having individual functions, not specified or included elsewhere in chapter 85 | 1,182 | 1,045 | -11.6 | 0.6 | 0.5 |
| 854442 | Electric conductors for a voltage <= 1.000 v, insulated, fitted with connectors, n.e.s. | 999 | 996 | -0.3 | 0.5 | 0.5 |
| 853650 | Switches for a voltage <= 1.000 v (excl. relays and automatic circuit breakers) | 878 | 897 | 2.2 | 0.4 | 0.5 |
| 850213 | Generating sets with compression-ignition internal combustion piston engine diesel or semi-diesel engines of an output > 375 kva | 682 | 876 | 28.5 | 0.3 | 0.4 |
| 850450 | Inductors (excl. inductors for discharge lamps or tubes) | 831 | 856 | 3.0 | 0.4 | 0.4 |
| 853720 | Boards, cabinets and similar combinations of apparatus for electric control or the distribution of electricity, for a voltage > 1.000 v | 886 | 814 | -8.2 | 0.5 | 0.4 |
| 853669 | Plugs and sockets for a voltage <= 1.000 v (excl. lamp holders) | 783 | 804 | 2.7 | 0.4 | 0.4 |
| TOTAL Top 30 | | 160,461 | 160,800 | 0.2 | 82.0 | 82.5 |
| 850110 | Motors of an output <= 37.5 w | 771 | 743 | -3.7 | 0.4 | 0.4 |
| 854470 | Optical fibre cables made up of individually sheathed fibres, whether or not containing electric conductors or fitted with connectors | 647 | 741 | 14.5 | 0.3 | 0.4 |
| 853224 | Fixed electrical capacitors, ceramic dielectric, multilayer (excl. power capacitors) | 742 | 707 | -4.7 | 0.4 | 0.4 |

| Code and label, HS 2-digit level | | 2013 | 2014 | 2013/2014 | 2013 | 2014 |
|----------------------------------|--|----------------------|----------------|-----------------|--------------|--------------|
| | | Value in USD Million | | Growth Rate (%) | Percentage | Share (%) |
| 850300 | Parts suitable for use solely or principally with electric motors and generators, electric generating sets and rotary converters, n.e.s. | 847 | 701 | -17.3 | 0.4 | 0.4 |
| 854420 | Coaxial cable and other coaxial electric conductors, insulated | 712 | 694 | -2.6 | 0.4 | 0.4 |
| 854150 | Semiconductor devices, n.e.s. | 841 | 662 | -21.3 | 0.4 | 0.3 |
| 850760 | Lithium-ion accumulators (excl. spent) | 293 | 604 | 106.2 | 0.1 | 0.3 |
| 850131 | Dc motors of an output > 37,5 w but <= 750 w and dc generators of an output <= 750 w | 402 | 586 | 45.8 | 0.2 | 0.3 |
| 851890 | Parts of microphones, loudspeakers, headphones and earphones, earphones, audio-frequency electric amplifiers or electric sound amplifier sets, n.e.s. | 516 | 580 | 12.3 | 0.3 | 0.3 |
| 850490 | Parts of electrical transformers and inductors, n.e.s. | 542 | 558 | 2.9 | 0.3 | 0.3 |
| 852351 | Solid-state, non-volatile data storage devices for recording data from an external source [flash memory cards or flash electronic storage cards] (excl. goods of chapter 37) | 663 | 537 | -19.0 | 0.3 | 0.3 |
| 852851 | Monitors of a kind solely or principally used in an automatic data-processing machine of heading 8471 (excl. with cathode ray tube) | 565 | 536 | -5.1 | 0.3 | 0.3 |
| 853229 | Fixed electrical capacitors (excl. tantalum, aluminium electrolytic, ceramic, paper, plastic and power capacitors) | 571 | 534 | -6.5 | 0.3 | 0.3 |
| 854160 | Mounted piezoelectric crystals | 466 | 505 | 8.4 | 0.2 | 0.3 |
| 852290 | Parts and accessories suitable for use solely or principally with sound reproducing and recording apparatus and with video equipment for recording and reproducing pictures and sound (excl. pick-up devices for grooved recording media) | 528 | 501 | -5.1 | 0.3 | 0.3 |
| 853590 | Electrical apparatus for switching or protecting electrical circuits, or for making connections to or in electrical circuits, for a voltage > 1.000 v (excl. fuses, automatic circuit breakers, isolating switches, make-and-break switches, lightning a | 515 | 491 | -4.8 | 0.3 | 0.3 |
| 850511 | Permanent magnets of metal and articles intended to become permanent magnets after magnetization (excl. chucks, clamps and similar holding devices) | 424 | 435 | 2.5 | 0.2 | 0.2 |
| 853620 | Automatic circuit breakers for a voltage <= 1.000 v | 382 | 421 | 10.4 | 0.2 | 0.2 |
| 854460 | Electric conductors, for a voltage > 1.000 v, insulated, n.e.s. | 394 | 409 | 3.9 | 0.2 | 0.2 |
| 850431 | Transformers having a power handling capacity <= 1 kva (excl. liquid dielectric transformers) | 428 | 395 | -7.5 | 0.2 | 0.2 |
| TOTAL Top 50 | | 171,710 | 172,140 | 0.3 | 87.8 | 88.3 |
| OTHERS | | 23,875 | 22,723 | -4.8 | 12.2 | 11.7 |
| 27 | Mineral fuels, mineral oils and products of their distillation; bituminous substances; mineral waxes | 187,547 | 185,716 | -1.0 | 100.0 | 100.0 |
| 270900 | Petroleum oils and oils obtained from bituminous minerals, crude | 91,891 | 85,213 | -7.3 | 49.0 | 45.9 |
| 271019 | Medium oils and preparations, of petroleum or bituminous minerals, n.e.s. | 56,631 | 57,517 | 1.6 | 30.2 | 31.0 |
| 271012 | Light oils and preparations, of petroleum or bituminous minerals which >= 90% by volume incl. losses distil at 210°C astm d 86 method (excl. containing biodiesel) | 27,468 | 29,793 | 8.5 | 14.6 | 16.0 |
| 271111 | Natural gas, liquefied | 1,905 | 3,624 | 90.2 | 1.0 | 2.0 |
| 271113 | Butanes, liquefied (excl. of a purity of >= 95% of n-butane or isobutane) | 2,740 | 2,770 | 1.1 | 1.5 | 1.5 |
| 271112 | Propane, liquefied | 2,419 | 2,557 | 5.7 | 1.3 | 1.4 |
| 270119 | Coal, whether or not pulverised, non-agglomerated (excl. anthracite and bituminous coal) | 571 | 743 | 30.2 | 0.3 | 0.4 |
| 271119 | Gaseous hydrocarbons, liquefied, n.e.s. (excl. natural gas, propane, butane, ethylene, propylene, butylene and butadiene) | 1,375 | 735 | -46.5 | 0.7 | 0.4 |
| 270112 | Bituminous coal, whether or not pulverised, non-agglomerated | 422 | 651 | 54.2 | 0.2 | 0.4 |
| 271320 | Petroleum bitumen | 368 | 320 | -13.1 | 0.2 | 0.2 |
| TOTAL Top 10 | | 185,791 | 183,924 | -1.0 | 99.1 | 99.0 |
| OTHERS | | 1,756 | 1,792 | 2.0 | 0.9 | 1.0 |
| 84 | Nuclear reactors, boilers, machinery and mechanical appliances; parts thereof | 128,540 | 125,920 | -2.0 | 100.0 | 100.0 |
| 847330 | Parts and accessories of automatic data-processing machines or for other machines of heading 8471, n.e.s. | 9,575 | 8,181 | -14.6 | 7.4 | 6.5 |
| 841191 | Parts of turbojets or turbopropellers, n.e.s. | 5,980 | 5,604 | -6.3 | 4.7 | 4.5 |
| 847130 | Data-processing machines, automatic, digital, portable, weighing <= 10 kg, consisting of at least a central processing unit, a keyboard and a display (excl. peripheral units) | 6,203 | 5,462 | -11.9 | 4.8 | 4.3 |
| 844399 | Parts and accessories of printers, copying machines and facsimile machines, n.e.s. (excl. of printing machinery used for printing by means of plates, cylinders and other printing components of heading 8442) | 4,667 | 4,704 | 0.8 | 3.6 | 3.7 |
| 843143 | Parts for boring or sinking machinery of subheading 8430.41 or 8430.49, n.e.s. | 3,244 | 2,915 | -10.2 | 2.5 | 2.3 |
| 848180 | Appliances for pipes, boiler shells, tanks, vats or the like (excl. pressure-reducing valves, valves for the control of pneumatic power transmission, check non-return valves and safety or relief valves) | 2,693 | 2,824 | 4.9 | 2.1 | 2.2 |
| 847989 | Machines and mechanical appliances, n.e.s. | 2,323 | 2,371 | 2.1 | 1.8 | 1.9 |
| 847170 | Storage units for digital automatic data-processing machines | 2,157 | 2,241 | 3.9 | 1.7 | 1.8 |

| Code and label, HS 2-digit level | | 2013 | 2014 | 2013/2014 | 2013 | 2014 |
|----------------------------------|---|----------------------|---------------|-----------------|-------------|-------------|
| | | Value in USD Million | | Growth Rate (%) | Percentage | Share (%) |
| 841199 | Parts of gas turbines, n.e.s. | 2,004 | 2,084 | 4.0 | 1.6 | 1.7 |
| 840999 | Parts suitable for use solely or principally with compression-ignition internal combustion piston engine, n.e.s. | 2,269 | 1,967 | -13.3 | 1.8 | 1.6 |
| 843149 | Parts of machinery of heading 8426, 8429 and 8430, n.e.s. | 2,201 | 1,762 | -20.0 | 1.7 | 1.4 |
| 841490 | Parts of : air or vacuum pumps, air or other gas compressors, fans and ventilating or recycling hoods incorporating a fan, n.e.s. | 1,050 | 1,722 | 64.0 | 0.8 | 1.4 |
| 848690 | Parts and accessories for machines and apparatus of a kind used solely or principally for the manufacture of semiconductor boules or wafers, semiconductor devices, electronic integrated circuits or flat panel displays, and for machines and apparatus | 1,629 | 1,601 | -1.7 | 1.3 | 1.3 |
| 847990 | Parts of machines and mechanical appliances, n.e.s. | 1,698 | 1,498 | -11.8 | 1.3 | 1.2 |
| 840991 | Parts suitable for use solely or principally with spark-ignition internal combustion piston engine, n.e.s. | 1,576 | 1,291 | -18.1 | 1.2 | 1.0 |
| 847150 | Processing units for automatic data-processing machines, digital, whether or not containing in the same housing one or two of the following types of unit: storage units, input units, output units (excl. those of heading 8471.41 or 8471.49 and excl. | 1,270 | 1,222 | -3.8 | 1.0 | 1.0 |
| 841480 | Air pumps, air or other gas compressors and ventilating or recycling hoods incorporating a fan, whether or not fitted with filters, having a maximum horizontal side > 120 cm (excl. vacuum pumps, hand- or foot-operated air pumps, compressors for ref | 1,249 | 1,160 | -7.1 | 1.0 | 0.9 |
| 848620 | Machines and apparatus for the manufacture of semiconductor devices or of electronic integrated circuits | 806 | 1,028 | 27.6 | 0.6 | 0.8 |
| 848210 | Ball bearings | 1,038 | 987 | -4.9 | 0.8 | 0.8 |
| 841430 | Compressors for refrigerating equipment | 1,005 | 968 | -3.8 | 0.8 | 0.8 |
| 840820 | Compression-ignition internal combustion piston engine diesel or semi-diesel engines, for the propulsion of vehicles of chapter 87 | 1,251 | 908 | -27.4 | 1.0 | 0.7 |
| 841370 | Centrifugal pumps, power-driven (excl. those of subheading 8413.11 and 8413.19, fuel, lubricating or cooling medium pumps for internal combustion piston engine and concrete pumps) | 783 | 872 | 11.4 | 0.6 | 0.7 |
| 848340 | Gears and gearing for machinery (excl. toothed wheels, chain sprockets and other transmission elements presented separately); ball or roller screws; gear boxes and other speed changers, incl. torque converters | 938 | 857 | -8.7 | 0.7 | 0.7 |
| 848190 | Parts of valves and similar articles for pipes, boiler shells, tanks, vats or the like, n.e.s. | 897 | 855 | -4.7 | 0.7 | 0.7 |
| 847190 | Magnetic or optical readers, machines for transcribing data onto data media in coded form and machines for processing such data, n.e.s. | 913 | 845 | -7.3 | 0.7 | 0.7 |
| 848071 | Injection or compression-type moulds for rubber or plastics | 792 | 840 | 6.0 | 0.6 | 0.7 |
| 847180 | Units for digital automatic data-processing machines (excl. processing units, input or output units and storage units) | 843 | 785 | -6.9 | 0.7 | 0.6 |
| 842199 | Parts of machinery and apparatus for filtering or purifying liquids or gases, n.e.s. | 754 | 773 | 2.4 | 0.6 | 0.6 |
| 842619 | Overhead travelling cranes, transporter cranes, gantry cranes, bridge cranes and mobile lifting frames (excl. overhead travelling cranes on fixed support, mobile lifting frames on tyres, straddle carriers and portal or pedestal jib cranes) | 798 | 772 | -3.2 | 0.6 | 0.6 |
| 842952 | Self-propelled mechanical shovels, excavators and shovel loaders, with a 360° revolving superstructure | 1,085 | 731 | -32.6 | 0.8 | 0.6 |
| TOTAL Top 30 | | 63,691 | 59,829 | -6.1 | 49.5 | 47.5 |
| 847710 | Injection-moulding machines for working rubber or plastics | 784 | 726 | -7.4 | 0.6 | 0.6 |
| 841950 | Heat-exchange units (excl. instantaneous heaters, storage water heaters, boilers and equipment without a separating wall) | 578 | 723 | 25.0 | 0.4 | 0.6 |
| 848310 | Transmission shafts, incl. cam shafts and crank shafts, and cranks | 846 | 708 | -16.3 | 0.7 | 0.6 |
| 841391 | Parts of pumps for liquids, n.e.s. | 713 | 697 | -2.2 | 0.6 | 0.6 |
| 842139 | Machinery and apparatus for filtering or purifying gases (excl. isotope separators and intake air filters for internal combustion engines) | 670 | 687 | 2.6 | 0.5 | 0.5 |
| 844391 | Parts and accessories of printing machinery used for printing by means of plates, cylinders and other printing components of heading 8442 | 615 | 684 | 11.2 | 0.5 | 0.5 |
| 840290 | Parts of vapour generating boilers and superheated water boilers, n.e.s. | 864 | 680 | -21.3 | 0.7 | 0.5 |
| 840710 | Spark-ignition reciprocating or rotary internal combustion piston engine, for aircraft | 707 | 672 | -5.0 | 0.6 | 0.5 |
| 842240 | Packing or wrapping machinery, incl. heat-shrink wrapping machinery (excl. machinery for filling, closing, sealing or labelling bottles, cans, boxes, bags or other containers and machinery for capsuling bottles, jars, tubes and similar containers) | 542 | 662 | 22.3 | 0.4 | 0.5 |
| 841182 | Gas turbines of a power > 5.000 kw (excl. turbojets and turbopropellers) | 790 | 660 | -16.4 | 0.6 | 0.5 |
| 847780 | Machinery for working rubber or plastics or for the manufacture of products from these materials, not specified or included elsewhere in this chapter | 659 | 633 | -4.0 | 0.5 | 0.5 |
| 840810 | Compression-ignition internal combustion piston engine diesel or semi-diesel engines, for marine propulsion | 742 | 624 | -15.9 | 0.6 | 0.5 |
| 842839 | Continuous-action elevators and conveyors, for goods or materials (excl. those for underground use and bucket, belt or pneumatic types) | 398 | 622 | 56.2 | 0.3 | 0.5 |
| 847420 | Crushing or grinding machines for solid mineral substances | 436 | 617 | 41.4 | 0.3 | 0.5 |
| 840690 | Parts of steam and other vapour turbines, n.e.s. | 642 | 615 | -4.2 | 0.5 | 0.5 |
| 842230 | Machinery for filling, closing, sealing or labelling bottles, cans, boxes, bags or other containers; machinery for capsuling bottles, jars, tubes and similar containers; machinery for aerating beverages | 542 | 608 | 12.3 | 0.4 | 0.5 |

| Code and label, HS 2-digit level | | 2013 | 2014 | 2013/2014 | 2013 | 2014 |
|----------------------------------|--|----------------------|---------------|-----------------|--------------|--------------|
| | | Value in USD Million | | Growth Rate (%) | Percentage | Share (%) |
| 841112 | Turbojets of a thrust > 25 kn | 431 | 589 | 36.5 | 0.3 | 0.5 |
| 845229 | Sewing machines, industrial type (excl. automatic units) | 469 | 578 | 23.2 | 0.4 | 0.5 |
| 844331 | Machines which perform two or more of the functions of printing, copying or facsimile transmission, capable of connecting to an automatic data processing machine or to a network | 563 | 574 | 1.9 | 0.4 | 0.5 |
| 842959 | Self-propelled mechanical shovels, excavators and shovel loaders (excl. self-propelled mechanical shovels with a 360° revolving superstructure and front-end shovel loaders) | 617 | 572 | -7.3 | 0.5 | 0.5 |
| TOTAL Top 50 | | 76,300 | 72,762 | -4.6 | 59.4 | 57.8 |
| OTHERS | | 52,240 | 53,158 | 1.8 | 40.6 | 42.2 |
| 72 | Iron and steel | 40,290 | 39,066 | -3.0 | 100.0 | 100.0 |
| 720839 | Flat-rolled products of iron or non-alloy steel, of a width of >= 600 mm, in coils, simply hot-rolled, not clad, plated or coated, of a thickness of < 3 mm, not pickled, without patterns in relief | 3,236 | 2,391 | -26.1 | 8.0 | 6.1 |
| 722530 | Flat-rolled products of alloy steel other than stainless, of a width of >= 600 mm, not further worked than hot-rolled, in coils (excl. products of high-speed steel or silicon-electrical steel) | 1,331 | 2,259 | 69.7 | 3.3 | 5.8 |
| 721049 | Flat-rolled products of iron or non-alloy steel, of a width of >= 600 mm, hot-rolled or cold-rolled cold-reduced, not corrugated, tinned (excl. electrolytically plated or coated with zinc) | 2,567 | 2,129 | -17.1 | 6.4 | 5.4 |
| 720712 | Semi-finished products of iron or non-alloy steel containing, by weight, < 0,25% of carbon, of rectangular other than square cross-section, the width measuring >= twice the thickness | 2,704 | 2,030 | -24.9 | 6.7 | 5.2 |
| 720449 | Waste and scrap of iron or steel (excl. slag, scale and other waste of the production of iron and steel; radioactive waste and scrap; fragments of pigs, blocks or other primary forms of pig iron or spiegeleisen; waste and scrap of cast iron, alloy) | 1,986 | 1,879 | -5.4 | 4.9 | 4.8 |
| 722790 | Bars and rods of alloy steel other than stainless, hot-rolled, in irregularly wound coils (excl. products of high-speed steel or silicon-electrical steel) | 1,547 | 1,793 | 15.9 | 3.8 | 4.6 |
| 720711 | Semi-finished products of iron or non-alloy steel containing, by weight, < 0,25% of carbon, of square or rectangular cross-section, the width measuring < twice the thickness | 1,058 | 994 | -6.1 | 2.6 | 2.5 |
| 721913 | Flat-rolled products of stainless steel, of a width of >= 600 mm, not further worked than hot-rolled, in coils, of a thickness of >= 3 mm and < 4,75 mm | 792 | 992 | 25.3 | 2.0 | 2.5 |
| 720851 | Flat-rolled products of iron or non-alloy steel, of a width >= 600 mm, not in coils, simply hot-rolled, not clad, plated or coated, of a thickness of > 10 mm, without patterns in relief | 2,110 | 970 | -54.0 | 5.2 | 2.5 |
| 720827 | Flat-rolled products of iron or non-alloy steel, of a width of >= 600 mm, in coils, simply hot-rolled, not clad, plated or coated, of a thickness of < 3 mm, pickled, without patterns in relief | 940 | 967 | 3.0 | 2.3 | 2.5 |
| 720917 | Flat-rolled products of iron or non-alloy steel, of a width of >= 600 mm, in coils, simply cold-rolled cold-reduced, not clad, plated or coated, of a thickness of >= 0,5 mm but <= 1 mm | 970 | 889 | -8.3 | 2.4 | 2.3 |
| 721420 | Bars and rods, of iron or non-alloy steel, with indentations, ribs, grooves or other deformations produced during the rolling process | 708 | 888 | 25.3 | 1.8 | 2.3 |
| 722830 | Bars and rods of alloy steel other than stainless, not further worked than hot-rolled, hot-drawn or extruded (excl. products of high-speed steel or silico-manganese steel, semi-finished products, flat-rolled products and hot-rolled bars and rods in) | 790 | 836 | 5.9 | 2.0 | 2.1 |
| 720838 | Flat-rolled products of iron or non-alloy steel, of a width of >= 600 mm, in coils, simply hot-rolled, not clad, plated or coated, of a thickness of >= 3 mm but < 4,75 mm, not pickled, without patterns in relief | 841 | 831 | -1.2 | 2.1 | 2.1 |
| 721391 | Bars and rods, hot-rolled, in irregularly wound coils, of iron or non-alloy steel, of circular cross-section measuring < 14 mm in diameter (excl. bars and rods of free-cutting steel, and bars and rods with indentations, ribs, grooves or other deformations) | 742 | 800 | 7.7 | 1.8 | 2.0 |
| 720918 | Flat-rolled products of iron or non-alloy steel, of a width of >= 600 mm, in coils, simply cold-rolled cold-reduced, not clad, plated or coated, of a thickness of < 0,5 mm | 941 | 792 | -15.9 | 2.3 | 2.0 |
| 722540 | Flat-rolled products of alloy steel other than stainless, of a width of >= 600 mm, not further worked than hot-rolled, not in coils (excl. products of high-speed steel or silicon-electrical steel) | 483 | 657 | 35.9 | 1.2 | 1.7 |
| 720720 | Semi-finished products of iron or non-alloy steel containing, by weight, >= 0,25% of carbon | 371 | 640 | 72.4 | 0.9 | 1.6 |
| 721070 | Flat products of iron or non-alloy steel, of a width of >= 600 mm, hot-rolled or cold-rolled cold-reduced, painted, varnished or coated with plastics | 576 | 638 | 10.7 | 1.4 | 1.6 |
| 721012 | Flat-rolled products of iron or non-alloy steel, of a width of >= 600 mm, hot-rolled or cold-rolled cold-reduced, tinned, of a thickness of < 0,5 mm | 606 | 614 | 1.2 | 1.5 | 1.6 |
| 720916 | Flat-rolled products of iron or non-alloy steel, of a width of >= 600 mm, in coils, simply cold-rolled cold-reduced, not clad, plated or coated, of a thickness of > 1 mm but < 3 mm | 548 | 504 | -7.9 | 1.4 | 1.3 |
| 720826 | Flat-rolled products of iron or non-alloy steel, of a width of >= 600 mm, in coils, simply hot-rolled, not clad, plated or coated, of a thickness of >= 3 mm but < 4,75 mm, pickled, without patterns in relief | 512 | 483 | -5.8 | 1.3 | 1.2 |
| 722100 | Bars and rods of stainless steel, hot-rolled, in irregularly wound coils | 257 | 456 | 77.8 | 0.6 | 1.2 |
| 721499 | Bars and rods, of iron or non-alloy steel, only hot-rolled, only hot-drawn or only hot-extruded (excl. of rectangular [other than square] cross-section and those containing indentations, ribs, grooves or other deformations produced during the roll) | 448 | 454 | 1.2 | 1.1 | 1.2 |
| 721030 | Flat-rolled products of iron or non-alloy steel, of a width of >= 600 mm, hot-rolled or cold-rolled cold-reduced, electrolytically plated or coated with zinc | 458 | 428 | -6.5 | 1.1 | 1.1 |
| 722870 | Angles, shapes and sections of alloy steel other than stainless, n.e.s. | 483 | 417 | -13.5 | 1.2 | 1.1 |
| 721933 | Flat-rolled products of stainless steel, of a width of >= 600 mm, not further worked than cold-rolled cold-reduced, of a thickness of > 1 mm but < 3 mm | 355 | 376 | 6.1 | 0.9 | 1.0 |
| 720293 | Ferro-niobium | 4 | 323 | 8833.7 | 0.0 | 0.8 |
| 720837 | Flat-rolled products of iron or non-alloy steel, of a width of >= 600 mm, in coils, simply hot-rolled, not clad, plated or coated, of a thickness of >= 4,75 mm but < 10 mm, not pickled, without patterns in relief | 437 | 318 | -27.3 | 1.1 | 0.8 |
| 721912 | Flat-rolled products of stainless steel, of a width of >= 600 mm, not further worked than hot-rolled, in coils, of a thickness of >= 4,7 mm and <= 10 mm | 282 | 311 | 10.3 | 0.7 | 0.8 |
| TOTAL Top 30 | | 29,083 | 28,059 | -3.5 | 72.2 | 71.8 |

| Code and label, HS 2-digit level | | 2013 | 2014 | 2013/2014 | 2013 | 2014 |
|----------------------------------|--|----------------------|---------------|-----------------|--------------|--------------|
| | | Value in USD Million | | Growth Rate (%) | Percentage | Share (%) |
| 720719 | Semi-finished products of iron or non-alloy steel containing, by weight, < 0.25% of carbon, of circular cross-section, or of a cross-section other than square or rectangular | 200 | 299 | 49.8 | 0.5 | 0.8 |
| 722519 | Flat-rolled products of silicon-electrical steel, of a width of >= 600 mm, non-grain-oriented | 284 | 296 | 4.4 | 0.7 | 0.8 |
| 720890 | Flat-rolled products of iron or steel, of a width >= 600 mm, hot-rolled and further worked, but not clad, plated or coated | 374 | 294 | -21.3 | 0.9 | 0.8 |
| 721633 | H sections of iron or non-alloy steel, not further worked than hot-rolled, hot-drawn or hot-extruded, of a height >= 80 mm | 281 | 293 | 4.2 | 0.7 | 0.8 |
| 720852 | Flat-rolled products of iron or non-alloy steel, of a width of >= 600 mm, not in coils, simply hot-rolled, not clad, plated or coated, of a thickness of >= 4.75 mm but <= 10 mm, without patterns in relief | 416 | 285 | -31.6 | 1.0 | 0.7 |
| 720221 | Ferro-silicon, containing by weight > 55% of silicon | 146 | 281 | 92.5 | 0.4 | 0.7 |
| 721934 | Flat-rolled products of stainless steel, of a width of >= 600 mm, not further worked than cold-rolled cold-reduced, of a thickness of >= 0.5 mm but <= 1 mm | 272 | 280 | 2.9 | 0.7 | 0.7 |
| 721061 | Flat-rolled products of iron or non-alloy steel, of a width of >= 600 mm, hot-rolled or cold-rolled cold-reduced, plated or coated with aluminium-zinc alloys | 370 | 278 | -24.8 | 0.9 | 0.7 |
| 722550 | Flat-rolled products of alloy steel other than stainless, of a width of >= 600 mm, not further worked than hot-rolled (excl. products of high-speed steel or silicon-electrical steel) | 179 | 275 | 53.2 | 0.4 | 0.7 |
| 721310 | Bars and rods, hot-rolled, in irregularly wound coils of iron or non-alloy steel, with indentations, ribs, grooves or other deformations produced during the rolling process | 308 | 265 | -14.0 | 0.8 | 0.7 |
| 722300 | Wire of stainless steel, in coils (excl. bars and rods) | 235 | 248 | 5.7 | 0.6 | 0.6 |
| 720441 | Turnings, shavings, chips, milling waste, sawdust, filings, trimmings and stampings of iron or steel, whether or not in bundles (excl. those of cast iron, alloy steel or tinned iron or steel) | 94 | 245 | 161.6 | 0.2 | 0.6 |
| 721090 | Flat-rolled products of iron or non-alloy steel, of a width of >= 600 mm, hot-rolled or cold-rolled cold-reduced, clad, plated or coated (excl. tinned, plated or coated with lead, zinc, chromium oxides, chromium and chromium oxides, or aluminium, p | 209 | 218 | 4.2 | 0.5 | 0.6 |
| 722599 | Flat-rolled products of alloy steel other than stainless, of a width of >= 600 mm, hot-rolled or cold-rolled cold-reduced and further worked (excl. plated or coated with zinc and products of high-speed steel or silicon-electrical steel) | 174 | 206 | 18.3 | 0.4 | 0.5 |
| 722990 | Wire of alloy steel other than stainless, in coils (excl. bars and rods and wire of high-speed steel or of silico-manganese steel) | 180 | 201 | 11.7 | 0.4 | 0.5 |
| 721710 | Wire of iron or non-alloy steel, in coils, not plated or coated, whether or not polished (excl. bars and rods) | 163 | 188 | 15.0 | 0.4 | 0.5 |
| 720430 | Waste and scrap of tinned iron or steel (excl. radioactive, and waste and scrap of batteries and electric accumulators) | 269 | 180 | -33.2 | 0.7 | 0.5 |
| 722020 | Flat-rolled products of stainless steel, of a width of < 600 mm, not further worked than cold-rolled cold-reduced | 158 | 173 | 8.9 | 0.4 | 0.4 |
| 722860 | Bars and rods of alloy steel other than stainless, cold-formed or cold-finished and further worked or hot-formed and further worked, n.e.s. (excl. products of high-speed steel or silico-manganese steel, semi-finished products, flat-rolled products) | 156 | 171 | 9.4 | 0.4 | 0.4 |
| 721399 | Bars and rods, hot-rolled, in irregularly wound coils, of iron or non-alloy steel (excl. products of circular cross-section measuring < 14 mm in diameter, bars and rods of free-cutting steel, and bars and rods with indentations, ribs, grooves or ot | 253 | 164 | -35.3 | 0.6 | 0.4 |
| TOTAL Top 50 | | 33,806 | 32,898 | -2.7 | 83.9 | 84.2 |
| OTHERS | | 6,484 | 6,168 | -4.9 | 16.1 | 15.8 |
| 39 | Plastics and articles thereof | 29,857 | 32,398 | 8.5 | 100.0 | 100.0 |
| 392690 | Articles of plastics and articles of other materials of heading 3901 to 3914, n.e.s | 3,163 | 3,338 | 5.5 | 10.6 | 10.3 |
| 390210 | Polypropylene, in primary forms | 2,402 | 2,847 | 18.5 | 8.0 | 8.8 |
| 390110 | Polyethylene with a specific gravity of < 0.94, in primary forms | 2,229 | 2,537 | 13.8 | 7.5 | 7.8 |
| 390120 | Polyethylene with a specific gravity of >= 0.94, in primary forms | 1,476 | 1,659 | 12.4 | 4.9 | 5.1 |
| 391990 | Self-adhesive plates, sheets, film, foil, tape, strip and other flat shapes, of plastics, whether or not in rolls > 20 cm wide (excl. floor, wall and ceiling coverings of heading 3918) | 1,018 | 1,096 | 7.7 | 3.4 | 3.4 |
| 390190 | Polymers of ethylene, in primary forms (excl. polyethylene and ethylene-vinyl acetate copolymers) | 908 | 1,007 | 11.0 | 3.0 | 3.1 |
| 390720 | Polyethers, in primary forms (excl. polyacetals) | 717 | 891 | 24.2 | 2.4 | 2.7 |
| 390760 | Polyethylene terephthalate, in primary forms | 911 | 815 | -10.5 | 3.1 | 2.5 |
| 390740 | Polycarbonates, in primary forms | 700 | 795 | 13.5 | 2.3 | 2.5 |
| 392190 | Plates, sheets, film, foil and strip, of plastics, reinforced, laminated, supported or similarly combined with other materials, unworked or merely surface-worked or merely cut into squares or rectangles (excl. of cellular plastic; self-adhesive pro | 703 | 748 | 6.4 | 2.4 | 2.3 |
| 390690 | Acrylic polymers, in primary forms (excl. polymethyl methacrylate) | 703 | 722 | 2.8 | 2.4 | 2.2 |
| 391000 | Silicones in primary forms | 663 | 690 | 4.0 | 2.2 | 2.1 |
| 390330 | Acrylonitrile-butadiene-styrene copolymers abs, in primary forms | 662 | 671 | 1.3 | 2.2 | 2.1 |
| 390730 | Epoxide resins, in primary forms | 613 | 654 | 6.5 | 2.1 | 2.0 |
| 390950 | Polyurethanes, in primary forms | 571 | 596 | 4.3 | 1.9 | 1.8 |
| 390810 | Polyamides-6, -11, -12, -6.6, -6.9, -6.10 or -6.12, in primary forms | 539 | 593 | 9.9 | 1.8 | 1.8 |

| Code and label, HS 2-digit level | | 2013 | 2014 | 2013/2014 | 2013 | 2014 |
|----------------------------------|---|----------------------|--------|-----------------|------------|-----------|
| | | Value in USD Million | | Growth Rate (%) | Percentage | Share (%) |
| 390230 | Propylene copolymers, in primary forms | 488 | 555 | 13.6 | 1.6 | 1.7 |
| 390410 | Polyvinyl chloride, in primary forms, not mixed with any other substances | 371 | 491 | 32.4 | 1.2 | 1.5 |
| 391910 | Self-adhesive plates, sheets, film, foil, tape, strip and other flat shapes, of plastics, in rolls <= 20 cm wide | 433 | 490 | 13.0 | 1.5 | 1.5 |
| 390799 | Saturated polyesters in primary forms (excl. polycarbonates, alkyd resins and polyethylene terephthalate) | 481 | 459 | -4.6 | 1.6 | 1.4 |
| 392390 | Articles for the conveyance or packaging of goods, of plastics (excl. boxes, cases, crates and similar articles; sacks and bags, incl. cones; carboys, bottles, flasks and similar articles; spools, spindles, bobbins and similar supports; stoppers, l | 359 | 366 | 1.9 | 1.2 | 1.1 |
| 392310 | Boxes, cases, crates and similar articles for the conveyance or packaging of goods, of plastics | 330 | 356 | 7.9 | 1.1 | 1.1 |
| 392020 | Plates, sheets, film, foil and strip, of non-cellular polymers of ethylene, not reinforced, laminated, supported or similarly combined with other materials, without backing, unworked or merely surface-worked or merely cut into squares or rectangles | 333 | 346 | 4.0 | 1.1 | 1.1 |
| 390130 | Ethylene-vinyl acetate copolymers, in primary forms | 292 | 332 | 13.8 | 1.0 | 1.0 |
| 392010 | Plates, sheets, film, foil and strip, of non-cellular plastics, not reinforced, laminated, supported or similarly combined with other materials, without backing, unworked or merely surface-worked or merely cut into squares or rectangles (excl. self | 257 | 317 | 23.2 | 0.9 | 1.0 |
| 390319 | Polystyrene, in primary forms (excl. expandible) | 241 | 292 | 21.3 | 0.8 | 0.9 |
| 392099 | Plates, sheets, film, foil and strip, of non-cellular plastics, n.e.s., not reinforced, laminated, supported or similarly combined with other materials, without backing, unworked or merely surface-worked or merely cut into squares or rectangles (ex | 191 | 283 | 48.0 | 0.6 | 0.9 |
| 390890 | Polyamides, in primary forms (excl. polyamides-6, -11, -12, -6,6, -6,9, -6,10 and -6,12) | 239 | 257 | 7.3 | 0.8 | 0.8 |
| 392062 | Plates, sheets, film, foil and strip, of non-cellular polyethylene terephthalate, not reinforced, laminated, supported or similarly combined with other materials, without backing, unworked or merely surface-worked or merely cut into squares or rect | 256 | 251 | -1.8 | 0.9 | 0.8 |
| 392350 | Stoppers, lids, caps and other closures, of plastics | 231 | 246 | 6.7 | 0.8 | 0.8 |
| TOTAL Top 30 | | 22,480 | 24,698 | 9.9 | 75.3 | 76.2 |
| 391190 | Polysulphides, polysulphones and other polymers and prepolymers produced by chemical synthesis, n.e.s., in primary forms | 238 | 240 | 1.0 | 0.8 | 0.7 |
| 390311 | Expandible polystyrene, in primary forms | 248 | 230 | -7.2 | 0.8 | 0.7 |
| 392620 | Articles of apparel and clothing accessories produced by the stitching or sticking together of plastic sheeting, incl. gloves, mittens and mitts | 207 | 225 | 8.9 | 0.7 | 0.7 |
| 390940 | Phenolic resins, in primary forms | 226 | 221 | -2.0 | 0.8 | 0.7 |
| 392329 | Sacks and bags, incl. cones, of plastics (excl. those of polymers of ethylene) | 237 | 219 | -7.8 | 0.8 | 0.7 |
| 391110 | Petroleum resins, coumarone, indene or coumarone-indene resins and polyterpenes, in primary forms | 173 | 212 | 22.2 | 0.6 | 0.7 |
| 392113 | Plates, sheets, film, foil and strip, of cellular polyurethanes, unworked or merely surface-worked or merely cut into squares or rectangles (excl. self-adhesive products, floor, wall and ceiling coverings of heading 3918) | 142 | 205 | 45.0 | 0.5 | 0.6 |
| 392630 | Fittings for furniture, coachwork and the like, of plastics (excl. building components for permanent mounting on parts of buildings) | 181 | 196 | 8.1 | 0.6 | 0.6 |
| 390220 | Polyisobutylene, in primary forms | 168 | 193 | 14.9 | 0.6 | 0.6 |
| 392490 | Household articles and toilet articles, of plastics (excl. tableware, kitchenware, baths, shower-baths, washbasins, bidets, lavatory pans, seats and covers, flushing cisterns and similar sanitary ware) | 179 | 188 | 5.0 | 0.6 | 0.6 |
| 392321 | Sacks and bags, incl. cones, of polymers of ethylene | 138 | 175 | 27.3 | 0.5 | 0.5 |
| 391739 | Flexible tubes, pipes and hoses, and fittings therefor, of plastics, reinforced or otherwise combined with other materials (excl. those with a burst pressure of >= 27,6 mpa) | 180 | 175 | -2.6 | 0.6 | 0.5 |
| 390930 | Amino-resins, in primary forms (excl. urea resins, thiourea resins and melamine resins) | 142 | 171 | 20.1 | 0.5 | 0.5 |
| 391740 | Fittings, e.g. joints, elbows, flanges, of plastics, for tubes, pipes and hoses | 173 | 169 | -2.1 | 0.6 | 0.5 |
| 390390 | Polymers of styrene, in primary forms (excl. polystyrene, styrene-acrylonitrile copolymers san and acrylonitrile-butadiene-styrene abs) | 154 | 166 | 7.4 | 0.5 | 0.5 |
| 392119 | Plates, sheets, film, foil and strip, of cellular plastic, unworked or merely surface-worked or merely cut into squares or rectangles (excl. those of polymers of styrene, vinyl chloride, polyurethanes and regenerated cellulose, self-adhesive product | 134 | 162 | 21.1 | 0.4 | 0.5 |
| 390290 | Polymers of propylene or of other olefins, in primary forms (excl. polypropylene, polyisobutylene and propylene copolymers) | 193 | 160 | -17.3 | 0.6 | 0.5 |
| 392340 | Spools, cops, bobbins and similar supports, of plastics | 82 | 151 | 83.3 | 0.3 | 0.5 |
| 392410 | Tableware and kitchenware, of plastics | 143 | 151 | 5.5 | 0.5 | 0.5 |
| 392049 | Plates, sheets, film, foil and strip, of non-cellular polymers of vinyl chloride, containing by weight < 6% of plasticisers, not reinforced, laminated, supported or similarly combined with other materials, without backing, unworked or merely surfac | 143 | 144 | 0.8 | 0.5 | 0.4 |
| TOTAL Top 50 | | 25,961 | 28,451 | 9.6 | 86.9 | 87.8 |
| OTHERS | | 3,896 | 3,948 | 1.3 | 13.1 | 12.2 |

TABLE 4E.1
INTRA-ASEAN EXPORTS AT HS 2-DIGIT LEVEL
(Products sorted on the basis of 2014 exports values)

| Code and label, HS 2-digit level | | 2013 | 2014 | 2013/2014 | 2013 | 2014 |
|----------------------------------|---|----------------------|---------|-----------------|------------|-----------|
| | | Value in USD Million | | Growth Rate (%) | Percentage | Share (%) |
| INTRA-ASEAN EXPORTS | | 330,318 | 329,642 | -0.2 | 100.0 | 100.0 |
| 27 | Mineral fuels, mineral oils and products of their distillation; bituminous substances; mineral waxes | 87,461 | 86,436 | -1.2 | 26.5 | 26.2 |
| 85 | Electrical machinery and equipment and parts thereof; sound recorders and reproducers, television image and sound recorders and reproducers, and parts and accessories of such articles | 61,789 | 61,432 | -0.6 | 18.7 | 18.6 |
| 84 | Nuclear reactors, boilers, machinery and mechanical appliances; parts thereof | 40,218 | 38,028 | -5.4 | 12.2 | 11.5 |
| 39 | Plastics and articles thereof | 13,262 | 14,391 | 8.5 | 4.0 | 4.4 |
| 87 | Vehicles other than railway or tramway rolling stock, and parts and accessories thereof | 13,135 | 13,206 | 0.5 | 4.0 | 4.0 |
| 29 | Organic chemicals | 7,611 | 8,082 | 6.2 | 2.3 | 2.5 |
| 90 | Optical, photographic, cinematographic, measuring, checking, precision, medical or surgical instruments and apparatus; parts and accessories thereof | 6,810 | 6,998 | 2.8 | 2.1 | 2.1 |
| 73 | Articles of iron or steel | 5,890 | 5,585 | -5.2 | 1.8 | 1.7 |
| 15 | Animal or vegetable fats and oils and their cleavage products; prepared edible fats; animal or vegetable waxes | 3,974 | 4,520 | 13.7 | 1.2 | 1.4 |
| 49 | Printed books, newspapers, pictures and other products of the printing industry; manuscripts, typescripts and plans | 2,959 | 4,509 | 52.4 | 0.9 | 1.4 |
| 72 | Iron and steel | 4,693 | 4,395 | -6.3 | 1.4 | 1.3 |
| 40 | Rubber and articles thereof | 5,052 | 4,270 | -15.5 | 1.5 | 1.3 |
| 71 | Natural or cultured pearls, precious or semi-precious stones, precious metals, metals clad with precious metal, and articles thereof; imitation jewellery; coin | 4,044 | 4,116 | 1.8 | 1.2 | 1.2 |
| 38 | Miscellaneous chemical products | 3,986 | 3,841 | -3.6 | 1.2 | 1.2 |
| 22 | Beverages, spirits and vinegar | 3,305 | 3,567 | 7.9 | 1.0 | 1.1 |
| 48 | Paper and paperboard; articles of paper pulp, of paper or of paperboard | 3,207 | 3,143 | -2.0 | 1.0 | 1.0 |
| 33 | Essential oils and resinoids; perfumery, cosmetic or toilet preparations | 3,203 | 3,015 | -5.9 | 1.0 | 0.9 |
| 21 | Miscellaneous edible preparations | 2,537 | 2,854 | 12.5 | 0.8 | 0.9 |
| 74 | Copper and articles thereof | 2,995 | 2,789 | -6.9 | 0.9 | 0.8 |
| 19 | Preparations of cereals, flour, starch or milk; pastrycooks' products | 2,282 | 2,420 | 6.0 | 0.7 | 0.7 |
| 89 | Ships, boats and floating structures | 2,809 | 2,418 | -13.9 | 0.9 | 0.7 |
| 10 | Cereals | 1,515 | 2,220 | 46.5 | 0.5 | 0.7 |
| 24 | Tobacco and manufactured tobacco substitutes | 1,935 | 2,128 | 10.0 | 0.6 | 0.6 |
| 76 | Aluminium and articles thereof | 1,837 | 1,877 | 2.2 | 0.6 | 0.6 |
| 80 | Tin and articles thereof | 1,908 | 1,797 | -5.8 | 0.6 | 0.5 |
| 17 | Sugars and sugar confectionery | 1,877 | 1,656 | -11.8 | 0.6 | 0.5 |
| 03 | Fish and crustaceans, molluscs and other aquatic invertebrates | 1,546 | 1,573 | 1.8 | 0.5 | 0.5 |
| 25 | Salt; sulphur; earths and stone; plastering materials, lime and cement | 1,330 | 1,522 | 14.5 | 0.4 | 0.5 |
| 32 | Tanning or dyeing extracts; tannins and their derivatives; dyes, pigments and other colouring matter; paints and varnishes; putty and other mastics; inks | 1,458 | 1,490 | 2.2 | 0.4 | 0.5 |
| 88 | Aircraft, spacecraft, and parts thereof | 1,776 | 1,447 | -18.6 | 0.5 | 0.4 |
| 34 | Soap, organic surface-active agents, washing preparations, lubricating preparations, artificial waxes, prepared waxes, polishing or scouring preparations, candles and similar articles, modelling pastes, 'dental waxes' and dental preparations with a base | 1,310 | 1,430 | 9.2 | 0.4 | 0.4 |
| 44 | Wood and articles of wood; wood charcoal | 1,373 | 1,385 | 0.9 | 0.4 | 0.4 |
| 94 | Furniture; bedding, mattresses, mattress supports, cushions and similar stuffed furnishings; lamps and lighting fittings, not elsewhere specified or included; illuminated signs, illuminated name-plates and the like; prefabricated buildings | 1,490 | 1,211 | -18.7 | 0.5 | 0.4 |
| 18 | Cocoa and cocoa preparations | 1,139 | 1,146 | 0.6 | 0.3 | 0.3 |
| 30 | Pharmaceutical products | 1,168 | 1,117 | -4.4 | 0.4 | 0.3 |
| 28 | Inorganic chemicals; organic or inorganic compounds of precious metals, of rare-earth metals, of radioactive elements or of isotopes | 1,076 | 1,043 | -3.1 | 0.3 | 0.3 |
| 70 | Glass and glassware | 973 | 1,029 | 5.8 | 0.3 | 0.3 |
| 09 | Coffee, tea, maté and spices | 808 | 1,022 | 26.5 | 0.2 | 0.3 |

| Code and label, HS 2-digit level | | 2013 | 2014 | 2013/2014 | 2013 | 2014 |
|----------------------------------|---|----------------------|------|-----------------|------------|-----------|
| | | Value in USD Million | | Growth Rate (%) | Percentage | Share (%) |
| 91 | Clocks and watches and parts thereof | 1,032 | 996 | -3.5 | 0.3 | 0.3 |
| 31 | Fertilisers | 1,181 | 976 | -17.4 | 0.4 | 0.3 |
| 83 | Miscellaneous articles of base metal | 913 | 973 | 6.6 | 0.3 | 0.3 |
| 08 | Edible fruit and nuts; peel of citrus fruits or melons | 827 | 971 | 17.5 | 0.3 | 0.3 |
| 23 | Residues and waste from the food industries; prepared animal fodder | 937 | 898 | -4.2 | 0.3 | 0.3 |
| 68 | Articles of stone, plaster, cement, asbestos, mica or similar materials | 816 | 898 | 10.0 | 0.2 | 0.3 |
| 55 | Man-made staple fibres | 903 | 866 | -4.0 | 0.3 | 0.3 |
| 54 | Man-made filaments | 822 | 810 | -1.5 | 0.2 | 0.2 |
| 64 | Footwear, gaiters and the like; parts of such articles | 703 | 775 | 10.2 | 0.2 | 0.2 |
| 82 | Tools, implements, cutlery, spoons and forks, of base metal; parts thereof of base metal | 879 | 772 | -12.2 | 0.3 | 0.2 |
| 04 | Dairy produce; birds' eggs; natural honey; edible products of animal origin, not elsewhere specified or included | 784 | 756 | -3.6 | 0.2 | 0.2 |
| 96 | Miscellaneous manufactured articles | 792 | 745 | -5.9 | 0.2 | 0.2 |
| 61 | Articles of apparel and clothing accessories, knitted or crocheted | 592 | 656 | 10.8 | 0.2 | 0.2 |
| 60 | Knitted or crocheted fabrics | 608 | 630 | 3.6 | 0.2 | 0.2 |
| 11 | Products of the milling industry; malt; starches; inulin; wheat gluten | 564 | 617 | 9.3 | 0.2 | 0.2 |
| 62 | Articles of apparel and clothing accessories, not knitted or crocheted | 608 | 589 | -3.1 | 0.2 | 0.2 |
| 07 | Edible vegetables and certain roots and tubers | 679 | 580 | -14.6 | 0.2 | 0.2 |
| 69 | Ceramic products | 496 | 512 | 3.3 | 0.2 | 0.2 |
| 16 | Preparations of meat, of fish or of crustaceans, molluscs or other aquatic invertebrates | 503 | 501 | -0.6 | 0.2 | 0.2 |
| 52 | Cotton | 599 | 483 | -19.4 | 0.2 | 0.1 |
| 95 | Toys, games and sports requisites; parts and accessories thereof | 498 | 479 | -3.8 | 0.2 | 0.1 |
| 42 | Articles of leather, saddlery and harness; travel goods, handbags and similar containers; articles of animal gut (other than silkworm gut) | 426 | 429 | 0.8 | 0.1 | 0.1 |
| 01 | Live animals | 401 | 429 | 7.0 | 0.1 | 0.1 |
| 20 | Preparations of vegetables, fruit, nuts or other parts of plants | 393 | 423 | 7.8 | 0.1 | 0.1 |
| 35 | Albuminoid substances; modified starches; glues; enzymes | 422 | 422 | -0.1 | 0.1 | 0.1 |
| 41 | Raw hides and skins (other than furskins) and leather | 377 | 417 | 10.4 | 0.1 | 0.1 |
| 56 | Wadding, felt and nonwovens; special yarns; twine, cordage, ropes and cables and articles thereof | 358 | 394 | 10.0 | 0.1 | 0.1 |
| 75 | Nickel and articles thereof | 221 | 386 | 74.5 | 0.1 | 0.1 |
| 63 | Other made-up textile articles; sets; worn clothing and worn textile articles; rags | 385 | 356 | -7.6 | 0.1 | 0.1 |
| 02 | Meat and edible meat offal | 281 | 296 | 5.2 | 0.1 | 0.1 |
| 59 | Impregnated, coated, covered or laminated textile fabrics; textile articles of a kind suitable for industrial use | 220 | 248 | 12.9 | 0.1 | 0.1 |
| 12 | Oil seeds and oleaginous fruits; miscellaneous grains, seeds and fruit; industrial or medicinal plants; straw and fodder | 213 | 215 | 1.0 | 0.1 | 0.1 |
| 47 | Pulp of wood or of other fibrous cellulosic material; recovered (waste and scrap) paper or paperboard | 222 | 212 | -4.4 | 0.1 | 0.1 |
| 78 | Lead and articles thereof | 177 | 159 | -10.4 | 0.1 | 0.0 |
| 58 | Special woven fabrics; tufted textile fabrics; lace; tapestries; trimmings; embroidery | 153 | 155 | 1.4 | 0.0 | 0.0 |
| 37 | Photographic or cinematographic goods | 149 | 145 | -2.4 | 0.0 | 0.0 |
| 26 | Ores, slag and ash | 361 | 122 | -66.3 | 0.1 | 0.0 |
| 86 | Railway or tramway locomotives, rolling stock and parts thereof; railway or tramway track fixtures and fittings and parts thereof; mechanical (including electromechanical) traffic signalling equipment of all kinds | 91 | 111 | 22.0 | 0.0 | 0.0 |
| 79 | Zinc and articles thereof | 101 | 105 | 4.1 | 0.0 | 0.0 |
| 92 | Musical instruments; parts and accessories of such articles | 96 | 67 | -30.9 | 0.0 | 0.0 |
| 06 | Live trees and other plants; bulbs, roots and the like; cut flowers and ornamental foliage | 59 | 65 | 9.5 | 0.0 | 0.0 |
| 57 | Carpets and other textile floor coverings | 71 | 64 | -9.9 | 0.0 | 0.0 |
| 13 | Lac; gums, resins and other vegetable saps and extracts | 57 | 63 | 10.7 | 0.0 | 0.0 |
| 97 | Works of art, collectors' pieces and antiques | 60 | 60 | 0.9 | 0.0 | 0.0 |

| Code and label, HS 2-digit level | | 2013 | 2014 | 2013/2014 | 2013 | 2014 |
|----------------------------------|---|----------------------|-------|-----------------|------------|-----------|
| | | Value in USD Million | | Growth Rate (%) | Percentage | Share (%) |
| 36 | Explosives; pyrotechnic products; matches; pyrophoric alloys; certain combustible preparations | 71 | 51 | -27.7 | 0.0 | 0.0 |
| 81 | Other base metals; cermets; articles thereof | 40 | 40 | -0.4 | 0.0 | 0.0 |
| 05 | Products of animal origin, not elsewhere specified or included | 31 | 37 | 21.5 | 0.0 | 0.0 |
| 14 | Vegetable plaiting materials; vegetable products not elsewhere specified or included | 22 | 33 | 48.4 | 0.0 | 0.0 |
| 65 | Headgear and parts thereof | 33 | 33 | 0.8 | 0.0 | 0.0 |
| 67 | Prepared feathers and down and articles made of feathers or of down; artificial flowers; articles of human hair | 10 | 19 | 104.3 | 0.0 | 0.0 |
| 50 | Silk | 15 | 14 | -6.5 | 0.0 | 0.0 |
| 46 | Manufactures of straw, of esparto or of other plaiting materials; basketware and wickerwork | 12 | 11 | -9.8 | 0.0 | 0.0 |
| 93 | Arms and ammunition; parts and accessories thereof | 4 | 10 | 159.1 | 0.0 | 0.0 |
| 43 | Furskins and artificial fur; manufactures thereof | 11 | 9 | -25.0 | 0.0 | 0.0 |
| 51 | Wool, fine or coarse animal hair; horsehair yarn and woven fabric | 9 | 7 | -22.1 | 0.0 | 0.0 |
| 53 | Other vegetable textile fibres; paper yarn and woven fabrics of paper yarn | 5 | 4 | -27.1 | 0.0 | 0.0 |
| 66 | Umbrellas, sun umbrellas, walking sticks, seat-sticks, whips, riding-crops and parts thereof | 3 | 3 | 17.5 | 0.0 | 0.0 |
| 45 | Cork and articles of cork | 1 | 1 | -22.0 | 0.0 | 0.0 |
| 99 | Other products | 3,280 | 3,439 | 4.8 | 1.0 | 1.0 |

TABLE 4E.2
INTRA-ASEAN IMPORTS AT HS 2-DIGIT LEVEL
(Products sorted on the basis of 2014 imports values)

| Code and label, HS 2-digit level | | 2013 | 2014 | 2013/2014 | 2013 | 2014 |
|----------------------------------|---|----------------------|---------|-----------------|------------|-----------|
| | | Value in USD Million | | Growth Rate (%) | Percentage | Share (%) |
| INTRA-ASEAN IMPORTS | | 278,240 | 278,565 | 0.1 | 100.0 | 100.0 |
| 27 | Mineral fuels, mineral oils and products of their distillation; bituminous substances; mineral waxes | 86,275 | 82,699 | -4.1 | 31.0 | 29.7 |
| 85 | Electrical machinery and equipment and parts thereof; sound recorders and reproducers, television image and sound recorders and reproducers, and parts and accessories of such articles | 53,602 | 53,162 | -0.8 | 19.3 | 19.1 |
| 84 | Nuclear reactors, boilers, machinery and mechanical appliances; parts thereof | 27,380 | 28,043 | 2.4 | 9.8 | 10.1 |
| 39 | Plastics and articles thereof | 10,726 | 11,523 | 7.4 | 3.9 | 4.1 |
| 87 | Vehicles other than railway or tramway rolling stock, and parts and accessories thereof | 11,796 | 10,557 | -10.5 | 4.2 | 3.8 |
| 29 | Organic chemicals | 6,497 | 6,860 | 5.6 | 2.3 | 2.5 |
| 90 | Optical, photographic, cinematographic, measuring, checking, precision, medical or surgical instruments and apparatus; parts and accessories thereof | 4,455 | 4,666 | 4.7 | 1.6 | 1.7 |
| 73 | Articles of iron or steel | 4,536 | 4,538 | 0.0 | 1.6 | 1.6 |
| 71 | Natural or cultured pearls, precious or semi-precious stones, precious metals, metals clad with precious metal, and articles thereof; imitation jewellery; coin | 4,841 | 4,482 | -7.4 | 1.7 | 1.6 |
| 40 | Rubber and articles thereof | 4,741 | 4,059 | -14.4 | 1.7 | 1.5 |
| 15 | Animal or vegetable fats and oils and their cleavage products; prepared edible fats; animal or vegetable waxes | 3,232 | 3,765 | 16.5 | 1.2 | 1.4 |
| 72 | Iron and steel | 3,221 | 3,472 | 7.8 | 1.2 | 1.2 |
| 48 | Paper and paperboard; articles of paper pulp, of paper or of paperboard | 3,323 | 3,440 | 3.5 | 1.2 | 1.2 |
| 38 | Miscellaneous chemical products | 2,929 | 3,182 | 8.6 | 1.1 | 1.1 |
| 74 | Copper and articles thereof | 3,008 | 2,756 | -8.4 | 1.1 | 1.0 |
| 21 | Miscellaneous edible preparations | 2,060 | 2,428 | 17.8 | 0.7 | 0.9 |
| 44 | Wood and articles of wood; wood charcoal | 2,026 | 2,275 | 12.3 | 0.7 | 0.8 |
| 25 | Salt; sulphur; earths and stone; plastering materials, lime and cement | 1,728 | 2,105 | 21.8 | 0.6 | 0.8 |
| 33 | Essential oils and resinoids; perfumery, cosmetic or toilet preparations | 1,921 | 2,101 | 9.3 | 0.7 | 0.8 |
| 19 | Preparations of cereals, flour, starch or milk; pastrycooks' products | 1,834 | 1,943 | 5.9 | 0.7 | 0.7 |

| Code and label, HS 2-digit level | | 2013 | 2014 | 2013/2014 | 2013 | 2014 |
|----------------------------------|---|----------------------|-------|-----------------|------------|-----------|
| | | Value in USD Million | | Growth Rate (%) | Percentage | Share (%) |
| 76 | Aluminium and articles thereof | 1,587 | 1,740 | 9.6 | 0.6 | 0.6 |
| 80 | Tin and articles thereof | 1,538 | 1,711 | 11.2 | 0.6 | 0.6 |
| 10 | Cereals | 1,286 | 1,667 | 29.6 | 0.5 | 0.6 |
| 17 | Sugars and sugar confectionery | 1,366 | 1,532 | 12.1 | 0.5 | 0.5 |
| 03 | Fish and crustaceans, molluscs and other aquatic invertebrates | 1,366 | 1,385 | 1.4 | 0.5 | 0.5 |
| 89 | Ships, boats and floating structures | 2,379 | 1,341 | -43.7 | 0.9 | 0.5 |
| 24 | Tobacco and manufactured tobacco substitutes | 1,132 | 1,323 | 16.9 | 0.4 | 0.5 |
| 34 | Soap, organic surface-active agents, washing preparations, lubricating preparations, artificial waxes, prepared waxes, polishing or scouring preparations, candles and similar articles, modelling pastes, 'dental waxes' and dental preparations with a base | 1,060 | 1,177 | 11.0 | 0.4 | 0.4 |
| 30 | Pharmaceutical products | 891 | 1,068 | 19.8 | 0.3 | 0.4 |
| 22 | Beverages, spirits and vinegar | 910 | 1,046 | 14.8 | 0.3 | 0.4 |
| 32 | Tanning or dyeing extracts; tannins and their derivatives; dyes, pigments and other colouring matter; paints and varnishes; putty and other mastics; inks | 997 | 1,045 | 4.8 | 0.4 | 0.4 |
| 70 | Glass and glassware | 1,011 | 1,040 | 2.9 | 0.4 | 0.4 |
| 94 | Furniture, bedding, mattresses, mattress supports, cushions and similar stuffed furnishings; lamps and lighting fittings, not elsewhere specified or included; illuminated signs, illuminated name-plates and the like; prefabricated buildings | 936 | 1,033 | 10.3 | 0.3 | 0.4 |
| 31 | Fertilisers | 1,040 | 937 | -9.9 | 0.4 | 0.3 |
| 18 | Cocoa and cocoa preparations | 935 | 910 | -2.6 | 0.3 | 0.3 |
| 09 | Coffee, tea, maté and spices | 773 | 898 | 16.2 | 0.3 | 0.3 |
| 23 | Residues and waste from the food industries; prepared animal fodder | 930 | 896 | -3.6 | 0.3 | 0.3 |
| 28 | Inorganic chemicals; organic or inorganic compounds of precious metals, of rare-earth metals, of radioactive elements or of isotopes | 850 | 885 | 4.1 | 0.3 | 0.3 |
| 88 | Aircraft, spacecraft, and parts thereof | 695 | 885 | 27.4 | 0.2 | 0.3 |
| 08 | Edible fruit and nuts; peel of citrus fruits or melons | 677 | 844 | 24.7 | 0.2 | 0.3 |
| 68 | Articles of stone, plaster, cement, asbestos, mica or similar materials | 688 | 837 | 21.7 | 0.2 | 0.3 |
| 07 | Edible vegetables and certain roots and tubers | 802 | 827 | 3.1 | 0.3 | 0.3 |
| 55 | Man-made staple fibres | 723 | 791 | 9.4 | 0.3 | 0.3 |
| 61 | Articles of apparel and clothing accessories, knitted or crocheted | 1,043 | 786 | -24.7 | 0.4 | 0.3 |
| 04 | Dairy produce; birds' eggs; natural honey; edible products of animal origin, not elsewhere specified or included | 707 | 717 | 1.4 | 0.3 | 0.3 |
| 64 | Footwear, gaiters and the like; parts of such articles | 550 | 678 | 23.3 | 0.2 | 0.2 |
| 60 | Knitted or crocheted fabrics | 437 | 657 | 50.3 | 0.2 | 0.2 |
| 96 | Miscellaneous manufactured articles | 590 | 621 | 5.2 | 0.2 | 0.2 |
| 83 | Miscellaneous articles of base metal | 631 | 607 | -3.9 | 0.2 | 0.2 |
| 54 | Man-made filaments | 559 | 598 | 7.0 | 0.2 | 0.2 |
| 11 | Products of the milling industry; malt; starches; inulin; wheat gluten | 524 | 591 | 12.7 | 0.2 | 0.2 |
| 69 | Ceramic products | 504 | 530 | 5.2 | 0.2 | 0.2 |
| 91 | Clocks and watches and parts thereof | 446 | 507 | 13.9 | 0.2 | 0.2 |
| 62 | Articles of apparel and clothing accessories, not knitted or crocheted | 570 | 488 | -14.4 | 0.2 | 0.2 |
| 41 | Raw hides and skins (other than furskins) and leather | 363 | 475 | 30.8 | 0.1 | 0.2 |
| 47 | Pulp of wood or of other fibrous cellulosic material; recovered (waste and scrap) paper or paperboard | 445 | 463 | 4.0 | 0.2 | 0.2 |
| 16 | Preparations of meat, of fish or of crustaceans, molluscs or other aquatic invertebrates | 439 | 430 | -2.2 | 0.2 | 0.2 |
| 52 | Cotton | 366 | 379 | 3.6 | 0.1 | 0.1 |
| 82 | Tools, implements, cutlery, spoons and forks, of base metal; parts thereof of base metal | 358 | 367 | 2.4 | 0.1 | 0.1 |
| 01 | Live animals | 298 | 350 | 17.5 | 0.1 | 0.1 |
| 35 | Albuminoid substances; modified starches; glues; enzymes | 333 | 341 | 2.4 | 0.1 | 0.1 |
| 49 | Printed books, newspapers, pictures and other products of the printing industry; manuscripts, typescripts and plans | 262 | 323 | 23.2 | 0.1 | 0.1 |
| 95 | Toys, games and sports requisites; parts and accessories thereof | 266 | 313 | 17.4 | 0.1 | 0.1 |

| Code and label, HS 2-digit level | | 2013 | 2014 | 2013/2014 | 2013 | 2014 |
|----------------------------------|---|----------------------|-------|-----------------|------------|-----------|
| | | Value in USD Million | | Growth Rate (%) | Percentage | Share (%) |
| 20 | Preparations of vegetables, fruit, nuts or other parts of plants | 285 | 294 | 3.3 | 0.1 | 0.1 |
| 56 | Wadding, felt and nonwovens; special yarns; twine, cordage, ropes and cables and articles thereof | 249 | 276 | 11.1 | 0.1 | 0.1 |
| 12 | Oil seeds and oleaginous fruits; miscellaneous grains, seeds and fruit; industrial or medicinal plants; straw and fodder | 278 | 268 | -3.6 | 0.1 | 0.1 |
| 63 | Other made-up textile articles; sets; worn clothing and worn textile articles; rags | 190 | 243 | 27.6 | 0.1 | 0.1 |
| 42 | Articles of leather; saddlery and harness; travel goods, handbags and similar containers; articles of animal gut (other than silkworm gut) | 194 | 209 | 8.0 | 0.1 | 0.1 |
| 59 | Impregnated, coated, covered or laminated textile fabrics; textile articles of a kind suitable for industrial use | 198 | 208 | 4.6 | 0.1 | 0.1 |
| 26 | Ores, slag and ash | 253 | 157 | -38.0 | 0.1 | 0.1 |
| 58 | Special woven fabrics; tufted textile fabrics; lace; tapestries; trimmings; embroidery | 114 | 117 | 2.9 | 0.0 | 0.0 |
| 79 | Zinc and articles thereof | 87 | 96 | 11.1 | 0.0 | 0.0 |
| 06 | Live trees and other plants; bulbs, roots and the like; cut flowers and ornamental foliage | 90 | 82 | -9.0 | 0.0 | 0.0 |
| 78 | Lead and articles thereof | 96 | 77 | -20.1 | 0.0 | 0.0 |
| 75 | Nickel and articles thereof | 31 | 69 | 118.3 | 0.0 | 0.0 |
| 14 | Vegetable plaiting materials; vegetable products not elsewhere specified or included | 55 | 59 | 7.7 | 0.0 | 0.0 |
| 81 | Other base metals; cermets; articles thereof | 53 | 59 | 9.7 | 0.0 | 0.0 |
| 02 | Meat and edible meat offal | 68 | 57 | -15.0 | 0.0 | 0.0 |
| 92 | Musical instruments; parts and accessories of such articles | 64 | 56 | -12.5 | 0.0 | 0.0 |
| 36 | Explosives; pyrotechnic products; matches; pyrophoric alloys; certain combustible preparations | 65 | 56 | -13.7 | 0.0 | 0.0 |
| 57 | Carpets and other textile floor coverings | 50 | 50 | -0.7 | 0.0 | 0.0 |
| 37 | Photographic or cinematographic goods | 55 | 50 | -9.6 | 0.0 | 0.0 |
| 86 | Railway or tramway locomotives, rolling stock and parts thereof; railway or tramway track fixtures and fittings and parts thereof; mechanical (including electromechanical) traffic signalling equipment of all kinds | 40 | 48 | 19.8 | 0.0 | 0.0 |
| 13 | Lac; gums, resins and other vegetable saps and extracts | 43 | 47 | 10.7 | 0.0 | 0.0 |
| 97 | Works of art, collectors' pieces and antiques | 51 | 44 | -14.1 | 0.0 | 0.0 |
| 05 | Products of animal origin, not elsewhere specified or included | 30 | 34 | 11.6 | 0.0 | 0.0 |
| 93 | Arms and ammunition; parts and accessories thereof | 34 | 26 | -23.8 | 0.0 | 0.0 |
| 51 | Wool, fine or coarse animal hair; horsehair yarn and woven fabric | 14 | 18 | 31.5 | 0.0 | 0.0 |
| 65 | Headgear and parts thereof | 19 | 17 | -12.7 | 0.0 | 0.0 |
| 67 | Prepared feathers and down and articles made of feathers or of down; artificial flowers; articles of human hair | 10 | 7 | -29.8 | 0.0 | 0.0 |
| 46 | Manufactures of straw, of esparto or of other plaiting materials; basketware and wickerwork | 4 | 5 | 23.6 | 0.0 | 0.0 |
| 50 | Silk | 8 | 5 | -42.0 | 0.0 | 0.0 |
| 53 | Other vegetable textile fibres; paper yarn and woven fabrics of paper yarn | 5 | 3 | -35.1 | 0.0 | 0.0 |
| 66 | Umbrellas, sun umbrellas, walking sticks, seat-sticks, whips, riding-crops and parts thereof | 2 | 3 | 29.1 | 0.0 | 0.0 |
| 43 | Furskins and artificial fur; manufactures thereof | 2 | 2 | 54.9 | 0.0 | 0.0 |
| 45 | Cork and articles of cork | 2 | 2 | -1.1 | 0.0 | 0.0 |
| 99 | Other products | 1,101 | 1,728 | 57.0 | 0.4 | 0.6 |

TABLE 4F.1
TOP 50 HS 6-DIGIT LEVEL PRODUCTS OF THE INTRA-ASEAN EXPORTS TOP 5 HS 2-DIGIT LEVEL PRODUCT GROUPS
(Products sorted on the basis of 2014 exports values)

| Code and label, HS 2-digit level | | 2013 | 2014 | 2013/2014 | 2013 | 2014 |
|----------------------------------|---|----------------------|---------------|-----------------|--------------|--------------|
| | | Value in USD Million | | Growth Rate (%) | Percentage | Share (%) |
| INTRA-ASEAN EXPORTS | | 330,318 | 329,642 | -0.2 | - | - |
| 27 | Mineral fuels, mineral oils and products of their distillation; bituminous substances; mineral waxes | 87,461 | 86,436 | -1.2 | 100.0 | 100.0 |
| 271019 | Medium oils and preparations, of petroleum or bituminous minerals, n.e.s. | 33,448 | 33,092 | -1.1 | 38.2 | 38.3 |
| 271012 | Light oils and preparations, of petroleum or bituminous minerals which >= 90% by volume incl. losses distil at 210°C ASTM D 86 method (excl. containing biodiesel) | 26,824 | 27,009 | 0.7 | 30.7 | 31.2 |
| 270900 | Petroleum oils and oils obtained from bituminous minerals, crude | 8,038 | 8,655 | 7.7 | 9.2 | 10.0 |
| 271121 | Natural gas in gaseous state | 8,839 | 8,090 | -8.5 | 10.1 | 9.4 |
| 271390 | Residues of petroleum oil or of oil obtained from bituminous minerals (excl. petroleum coke and petroleum bitumen) | 2,496 | 2,136 | -14.4 | 2.9 | 2.5 |
| 270112 | Bituminous coal, whether or not pulverised, non-agglomerated | 1,945 | 1,501 | -22.8 | 2.2 | 1.7 |
| 270119 | Coal, whether or not pulverised, non-agglomerated (excl. anthracite and bituminous coal) | 1,263 | 1,365 | 8.1 | 1.4 | 1.6 |
| 271320 | Petroleum bitumen | 888 | 1,059 | 19.2 | 1.0 | 1.2 |
| 271129 | Hydrocarbons in gaseous state, n.e.s. (excl. natural gas) | 1,092 | 809 | -25.9 | 1.2 | 0.9 |
| 271111 | Natural gas, liquefied | 692 | 806 | 16.5 | 0.8 | 0.9 |
| TOTAL Top 10 | | 85,525 | 84,522 | -1.2 | 97.8 | 97.8 |
| OTHERS | | 1,936 | 1,915 | -1.1 | 2.2 | 2.2 |
| 85 | Electrical machinery and equipment and parts thereof; sound recorders and reproducers, television image and sound recorders and reproducers, and parts and accessories of such articles | 61,789 | 61,432 | -0.6 | 100.0 | 100.0 |
| 854239 | Electronic integrated circuits (excl. such as processors, controllers, memories and amplifiers) | 11,648 | 10,492 | -9.9 | 18.9 | 17.1 |
| 854231 | Electronic integrated circuits as processors and controllers, whether or not combined with memories, converters, logic circuits, amplifiers, clock and timing circuits, or other circuits | 9,592 | 9,698 | 1.1 | 15.5 | 15.8 |
| 851712 | Telephones for cellular networks mobile telephones or for other wireless networks | 5,476 | 5,475 | 0.0 | 8.9 | 8.9 |
| 854290 | Parts of electronic integrated circuits and microassemblies, n.e.s. | 2,740 | 3,061 | 11.7 | 4.4 | 5.0 |
| 854390 | Parts of electrical machines and apparatus, having individual functions, not specified or included elsewhere in chapter 85 | 1,806 | 1,961 | 8.6 | 2.9 | 3.2 |
| 854232 | Electronic integrated circuits as memories | 1,805 | 1,955 | 8.3 | 2.9 | 3.2 |
| 853690 | Electrical apparatus for switching electrical circuits, or for making connections to or in electrical circuits, for a voltage <= 1,000 v (excl. fuses, automatic circuit breakers and other apparatus for protecting electrical circuits, relays and oth | 1,637 | 1,528 | -6.7 | 2.7 | 2.5 |
| 853400 | Printed circuits | 1,482 | 1,469 | -0.9 | 2.4 | 2.4 |
| 852329 | Magnetic media for the recording of sound or of other phenomena (excl. cards incorporating a magnetic stripe and goods of chapter 37) | 1,140 | 1,267 | 11.1 | 1.8 | 2.1 |
| 852872 | Reception apparatus for television, colour, whether or not incorporating radio-broadcast receivers or sound or video recording or reproducing apparatus, designed to incorporate a video display or screen | 796 | 1,108 | 39.3 | 1.3 | 1.8 |
| 854190 | Parts of diodes, transistors and similar semiconductor devices; photosensitive semiconductor devices, light emitting diodes and mounted piezoelectric crystals, n.e.s. | 652 | 974 | 49.4 | 1.1 | 1.6 |
| 854129 | Transistors with a dissipation rate >= 1 w (excl. photosensitive transistors) | 1,044 | 902 | -13.6 | 1.7 | 1.5 |
| 854140 | Photosensitive semiconductor devices, incl. photovoltaic cells whether or not assembled in modules or made up into panels; light emitting diodes (excl. photovoltaic generators) | 868 | 847 | -2.5 | 1.4 | 1.4 |
| 852990 | Parts suitable for use solely or principally with transmission and reception apparatus for radio-telephony, radio-teleggraphy, radio-broadcasting, television, television cameras, still image video cameras and other video camera recorders, radar appa | 813 | 726 | -10.6 | 1.3 | 1.2 |
| 851762 | Machines for the reception, conversion and transmission or regeneration of voice, images or other data, incl. switching and routing apparatus (excl. telephone sets, telephones for cellular networks or for other wireless networks) | 722 | 698 | -3.4 | 1.2 | 1.1 |
| 853710 | Boards, cabinets and similar combinations of apparatus for electric control or the distribution of electricity, for a voltage <= 1,000 v | 595 | 682 | 14.5 | 1.0 | 1.1 |
| 852580 | Television cameras, digital cameras and video camera recorders | 596 | 655 | 9.9 | 1.0 | 1.1 |
| 850110 | Motors of an output <= 37.5 w | 666 | 596 | -10.5 | 1.1 | 1.0 |
| 854121 | Transistors with a dissipation rate < 1 w (excl. photosensitive transistors) | 519 | 541 | 4.1 | 0.8 | 0.9 |
| 850440 | Static converters | 581 | 505 | -13.1 | 0.9 | 0.8 |
| 854449 | Electric conductors, for a voltage <= 80 v, insulated, not fitted with connectors, n.e.s. | 482 | 493 | 2.2 | 0.8 | 0.8 |
| 853890 | Parts suitable for use solely or principally with the apparatus of heading 8535, 8536 or 8537, n.e.s. (excl. boards, panels, consoles, desks, cabinets and other bases for the goods of heading 8537, not equipped with their apparatus) | 396 | 439 | 10.6 | 0.6 | 0.7 |

| Code and label, HS 2-digit level | | 2013 | 2014 | 2013/2014 | 2013 | 2014 |
|----------------------------------|---|----------------------|---------------|-----------------|--------------|--------------|
| | | Value in USD Million | | Growth Rate (%) | Percentage | Share (%) |
| 851770 | Parts of telephone sets, telephones for cellular networks or for other wireless networks and of other apparatus for the transmission or reception of voice, images or other data, n.e.s. | 492 | 430 | -12.6 | 0.8 | 0.7 |
| 854110 | Diodes (excl. photosensitive or light emitting diodes) | 492 | 409 | -16.8 | 0.8 | 0.7 |
| 854430 | Ignition wiring sets and other wiring sets for vehicles, aircraft or ships | 371 | 378 | 2.0 | 0.6 | 0.6 |
| 850450 | Inductors (excl. inductors for discharge lamps or tubes) | 395 | 353 | -10.5 | 0.6 | 0.6 |
| 854411 | Winding wire for electrical purposes, of copper, insulated | 330 | 333 | 1.0 | 0.5 | 0.5 |
| 853620 | Automatic circuit breakers for a voltage <= 1.000 v | 191 | 333 | 74.3 | 0.3 | 0.5 |
| 852290 | Parts and accessories suitable for use solely or principally with sound reproducing and recording apparatus and with video equipment for recording and reproducing pictures and sound (excl. pick-up devices for grooved recording media) | 450 | 299 | -33.5 | 0.7 | 0.5 |
| 853229 | Fixed electrical capacitors (excl. tantalum, aluminium electrolytic, ceramic, paper, plastic and power capacitors) | 272 | 277 | 1.9 | 0.4 | 0.5 |
| TOTAL Top 30 | | 49,050 | 48,882 | -0.3 | 79.4 | 79.6 |
| 853222 | Fixed electrical capacitors, aluminium electrolytic (excl. power capacitors) | 283 | 270 | -4.4 | 0.5 | 0.4 |
| 852359 | Semiconductor media, unrecorded, for the recording of sound or of other phenomena (excl. solid-state non-volatile data storage devices, smart cards and goods of chapter 37) | 125 | 264 | 111.1 | 0.2 | 0.4 |
| 853120 | Indicator panels with liquid crystal devices [lcd] or light emitting diodes [led] (excl. those for cycles, motor vehicles and traffic signalling) | 223 | 259 | 16.3 | 0.4 | 0.4 |
| 853650 | Switches for a voltage <= 1.000 v (excl. relays and automatic circuit breakers) | 235 | 251 | 6.7 | 0.4 | 0.4 |
| 850490 | Parts of electrical transformers and inductors, n.e.s. | 222 | 249 | 12.2 | 0.4 | 0.4 |
| 854150 | Semiconductor devices, n.e.s. | 336 | 244 | -27.4 | 0.5 | 0.4 |
| 850710 | Lead-acid accumulators of a kind used for starting piston engine starter batteries (excl. spent) | 229 | 242 | 5.5 | 0.4 | 0.4 |
| 854233 | Electronic integrated circuits as amplifiers | 198 | 229 | 15.5 | 0.3 | 0.4 |
| 854370 | Electrical machines and apparatus, having individual functions, n.e.s. in chapter 85 | 204 | 216 | 6.2 | 0.3 | 0.4 |
| 851890 | Parts of microphones, loudspeakers, headphones and earphones, earphones, audio-frequency electric amplifiers or electric sound amplifier sets, n.e.s. | 196 | 214 | 9.2 | 0.3 | 0.3 |
| 854160 | Mounted piezoelectric crystals | 220 | 211 | -4.0 | 0.4 | 0.3 |
| 854890 | Electrical parts of machinery or apparatus, not specified or included elsewhere in chapter 85 | 178 | 210 | 18.0 | 0.3 | 0.3 |
| 854420 | Coaxial cable and other coaxial electric conductors, insulated | 207 | 192 | -7.4 | 0.3 | 0.3 |
| 853224 | Fixed electrical capacitors, ceramic dielectric, multilayer (excl. power capacitors) | 267 | 192 | -28.4 | 0.4 | 0.3 |
| 850650 | Lithium cells and batteries (excl. spent) | 171 | 190 | 11.0 | 0.3 | 0.3 |
| 853720 | Boards, cabinets and similar combinations of apparatus for electric control or the distribution of electricity, for a voltage > 1.000 v | 226 | 189 | -16.5 | 0.4 | 0.3 |
| 850720 | Lead acid accumulators (excl. spent and starter batteries) | 173 | 188 | 8.7 | 0.3 | 0.3 |
| 853190 | Parts of electric sound or visual signalling apparatus, n.e.s. | 190 | 187 | -1.6 | 0.3 | 0.3 |
| 853669 | Plugs and sockets for a voltage <= 1.000 v (excl. lamp holders) | 167 | 180 | 7.8 | 0.3 | 0.3 |
| 850780 | Electric accumulators (excl. spent and lead-acid, nickel-cadmium or nickel-iron accumulators) | 80 | 179 | 123.0 | 0.1 | 0.3 |
| TOTAL Top 50 | | 53,181 | 53,238 | 0.1 | 86.1 | 86.7 |
| OTHERS | | 8,609 | 8,194 | -4.8 | 13.9 | 13.3 |
| 84 | Nuclear reactors, boilers, machinery and mechanical appliances; parts thereof | 40,218 | 38,028 | -5.4 | 100.0 | 100.0 |
| 847330 | Parts and accessories of automatic data-processing machines or for other machines of heading 8471, n.e.s. | 6,231 | 5,804 | -6.9 | 15.5 | 15.3 |
| 843143 | Parts for boring or sinking machinery of subheading 8430.41 or 8430.49, n.e.s. | 2,749 | 2,153 | -21.7 | 6.8 | 5.7 |
| 847170 | Storage units for digital automatic data-processing machines | 2,352 | 2,022 | -14.1 | 5.8 | 5.3 |
| 844399 | Parts and accessories of printers, copying machines and facsimile machines, n.e.s. (excl. of printing machinery used for printing by means of plates, cylinders and other printing components of heading 8442) | 1,543 | 1,826 | 18.3 | 3.8 | 4.8 |
| 847130 | Data-processing machines, automatic, digital, portable, weighing <= 10 kg, consisting of at least a central processing unit, a keyboard and a display (excl. peripheral units) | 1,303 | 1,132 | -13.1 | 3.2 | 3.0 |
| 841510 | Window or wall air conditioning machines, self-contained or split-system | 1,003 | 1,039 | 3.6 | 2.5 | 2.7 |
| 843149 | Parts of machinery of heading 8426, 8429 and 8430, n.e.s. | 817 | 856 | 4.7 | 2.0 | 2.3 |
| 847990 | Parts of machines and mechanical appliances, n.e.s. | 894 | 799 | -10.6 | 2.2 | 2.1 |
| 840999 | Parts suitable for use solely or principally with compression-ignition internal combustion piston engine, n.e.s. | 908 | 746 | -17.8 | 2.3 | 2.0 |
| 848210 | Ball bearings | 537 | 735 | 36.9 | 1.3 | 1.9 |

| Code and label, HS 2-digit level | | 2013 | 2014 | 2013/2014 | 2013 | 2014 |
|----------------------------------|---|----------------------|--------|-----------------|------------|-----------|
| | | Value in USD Million | | Growth Rate (%) | Percentage | Share (%) |
| 840991 | Parts suitable for use solely or principally with spark-ignition internal combustion piston engine, n.e.s. | 855 | 571 | -33.2 | 2.1 | 1.5 |
| 847190 | Magnetic or optical readers, machines for transcribing data onto data media in coded form and machines for processing such data, n.e.s. | 538 | 540 | 0.4 | 1.3 | 1.4 |
| 847150 | Processing units for automatic data-processing machines, digital, whether or not containing in the same housing one or two of the following types of unit: storage units, input units, output units (excl. those of heading 8471.41 or 8471.49 and excl. | 423 | 532 | 25.7 | 1.1 | 1.4 |
| 848180 | Appliances for pipes, boiler shells, tanks, vats or the like (excl. pressure-reducing valves, valves for the control of pneumatic power transmission, check non-return valves and safety or relief valves) | 459 | 522 | 13.8 | 1.1 | 1.4 |
| 842952 | Self-propelled mechanical shovels, excavators and shovel loaders, with a 360° revolving superstructure | 651 | 515 | -20.9 | 1.6 | 1.4 |
| 847989 | Machines and mechanical appliances, n.e.s. | 430 | 455 | 6.0 | 1.1 | 1.2 |
| 844332 | Machines which only perform one of the functions of printing, copying or facsimile transmission, capable of connecting to an automatic data processing machine or to a network | 361 | 354 | -2.1 | 0.9 | 0.9 |
| 841430 | Compressors for refrigerating equipment | 384 | 353 | -8.0 | 1.0 | 0.9 |
| 844331 | Machines which perform two or more of the functions of printing, copying or facsimile transmission, capable of connecting to an automatic data processing machine or to a network | 439 | 353 | -19.7 | 1.1 | 0.9 |
| 840820 | Compression-ignition internal combustion piston engine diesel or semi-diesel engines, for the propulsion of vehicles of chapter 87 | 366 | 350 | -4.3 | 0.9 | 0.9 |
| 841810 | Combined refrigerator-freezers, with separate external doors | 341 | 345 | 1.3 | 0.8 | 0.9 |
| 840734 | Spark-ignition reciprocating piston engine, of a kind used for vehicles of chapter 87, of a cylinder capacity > 1.000 cm ³ | 345 | 313 | -9.2 | 0.9 | 0.8 |
| 841490 | Parts of : air or vacuum pumps, air or other gas compressors, fans and ventilating or recycling hoods incorporating a fan, n.e.s. | 270 | 290 | 7.4 | 0.7 | 0.8 |
| 841480 | Air pumps, air or other gas compressors and ventilating or recycling hoods incorporating a fan, whether or not fitted with filters, having a maximum horizontal side > 120 cm (excl. vacuum pumps, hand- or foot-operated air pumps, compressors for ref | 454 | 283 | -37.7 | 1.1 | 0.7 |
| 847141 | Data-processing machines, automatic, digital, comprising in the same housing at least a central processing unit, and one input unit and one output unit, whether or not combined (excl. portable weighing <= 10 kg and excl. those presented in the form | 231 | 279 | 20.6 | 0.6 | 0.7 |
| 847180 | Units for digital automatic data-processing machines (excl. processing units, input or output units and storage units) | 326 | 261 | -19.8 | 0.8 | 0.7 |
| 848790 | Parts of machinery of chapter 84, not intended for a specific purpose, n.e.s. | 290 | 259 | -10.6 | 0.7 | 0.7 |
| 841590 | Parts of air conditioning machines, comprising a motor-driven fan and elements for changing the temperature and humidity, n.e.s. | 310 | 259 | -16.4 | 0.8 | 0.7 |
| 847160 | Input or output units for digital automatic data-processing machines, whether or not containing storage units in the same housing | 231 | 253 | 9.2 | 0.6 | 0.7 |
| 848190 | Parts of valves and similar articles for pipes, boiler shells, tanks, vats or the like, n.e.s. | 257 | 253 | -1.6 | 0.6 | 0.7 |
| TOTAL Top 30 | | 26,297 | 24,452 | -7.0 | 65.4 | 64.3 |
| 848690 | Parts and accessories for machines and apparatus of a kind used solely or principally for the manufacture of semiconductor boules or wafers, semiconductor devices, electronic integrated circuits or flat panel displays, and for machines and apparatus | 339 | 252 | -25.8 | 0.8 | 0.7 |
| 840710 | Spark-ignition reciprocating or rotary internal combustion piston engine, for aircraft | 158 | 231 | 45.6 | 0.4 | 0.6 |
| 841199 | Parts of gas turbines, n.e.s. | 242 | 228 | -5.4 | 0.6 | 0.6 |
| 841821 | Household refrigerators, compression-type | 232 | 228 | -1.6 | 0.6 | 0.6 |
| 847920 | Machinery for the extraction or preparation of animal or fixed vegetable fats or oils (other than centrifuges, filters and heating appliances) | 233 | 225 | -3.5 | 0.6 | 0.6 |
| 841582 | Air conditioning machines incorporating a refrigerating unit but without a valve for reversal of the cooling-heat cycle (excl. of a kind used for persons in motor vehicles, and self-contained or split-system window or wall air conditioning machines | 223 | 205 | -8.2 | 0.6 | 0.5 |
| 848640 | Machines and apparatus specified in note 9 (c) to chapter 84 | 144 | 195 | 35.5 | 0.4 | 0.5 |
| 841391 | Parts of pumps for liquids, n.e.s. | 177 | 184 | 3.9 | 0.4 | 0.5 |
| 845229 | Sewing machines, industrial type (excl. automatic units) | 137 | 179 | 30.6 | 0.3 | 0.5 |
| 844339 | Machines which only perform one of the functions of printing, copying or facsimile transmission (excl. those capable of connecting to an automatic data processing machine or to a network) | 153 | 176 | 15.2 | 0.4 | 0.5 |
| 842199 | Parts of machinery and apparatus for filtering or purifying liquids or gases, n.e.s. | 177 | 172 | -2.6 | 0.4 | 0.5 |
| 841290 | Parts of engines and motors, n.e.s. | 171 | 172 | 0.3 | 0.4 | 0.5 |
| 848340 | Gears and gearing for machinery (excl. toothed wheels, chain sprockets and other transmission elements presented separately); ball or roller screws; gear boxes and other speed changers, incl. torque converters | 158 | 166 | 5.3 | 0.4 | 0.4 |
| 841111 | Turbojets of a thrust <= 25 kn | 137 | 164 | 20.0 | 0.3 | 0.4 |
| 844391 | Parts and accessories of printing machinery used for printing by means of plates, cylinders and other printing components of heading 8442 | 151 | 152 | 0.7 | 0.4 | 0.4 |
| 841330 | Fuel, lubricating or cooling medium pumps for internal combustion piston engine | 144 | 144 | -0.3 | 0.4 | 0.4 |
| 841899 | Parts of refrigerating or freezing equipment and heat pumps, n.e.s. | 156 | 143 | -8.3 | 0.4 | 0.4 |
| 841583 | Air conditioning machines comprising a motor-driven fan, not incorporating a refrigerating unit but incorporating elements for changing the temperature and humidity (excl. of a kind used for persons in motor vehicles, and self-contained or split-sy | 125 | 139 | 11.3 | 0.3 | 0.4 |

| Code and label, HS 2-digit level | | 2013 | 2014 | 2013/2014 | 2013 | 2014 |
|----------------------------------|---|----------------------|---------------|-----------------|--------------|--------------|
| | | Value in USD Million | | Growth Rate (%) | Percentage | Share (%) |
| 845011 | Fully-automatic household or laundry-type washing machines, of a dry linen capacity <= 6 kg | 156 | 139 | -10.9 | 0.4 | 0.4 |
| 842139 | Machinery and apparatus for filtering or purifying gases (excl. isotope separators and intake air filters for internal combustion engines) | 125 | 139 | 10.7 | 0.3 | 0.4 |
| TOTAL Top 50 | | 29,835 | 28,084 | -5.9 | 74.2 | 73.9 |
| OTHERS | | 10,383 | 9,944 | -4.2 | 25.8 | 26.1 |
| 39 | Plastics and articles thereof | 13,262 | 14,391 | 8.5 | 100.0 | 100.0 |
| 390210 | Polypropylene, in primary forms | 1,141 | 1,374 | 20.4 | 8.6 | 9.5 |
| 390120 | Polyethylene with a specific gravity of >= 0.94, in primary forms | 1,233 | 1,337 | 8.4 | 9.3 | 9.3 |
| 390110 | Polyethylene with a specific gravity of < 0.94, in primary forms | 1,243 | 1,326 | 6.7 | 9.4 | 9.2 |
| 392690 | Articles of plastics and articles of other materials of heading 3901 to 3914, n.e.s | 898 | 930 | 3.6 | 6.8 | 6.5 |
| 390190 | Polymers of ethylene, in primary forms (excl. polyethylene and ethylene-vinyl acetate copolymers) | 601 | 923 | 53.7 | 4.5 | 6.4 |
| 390230 | Propylene copolymers, in primary forms | 815 | 882 | 8.3 | 6.1 | 6.1 |
| 390690 | Acrylic polymers, in primary forms (excl. polymethyl methacrylate) | 351 | 377 | 7.4 | 2.6 | 2.6 |
| 391990 | Self-adhesive plates, sheets, film, foil, tape, strip and other flat shapes, of plastics, whether or not in rolls > 20 cm wide (excl. floor, wall and ceiling coverings of heading 3918) | 379 | 375 | -1.1 | 2.9 | 2.6 |
| 390740 | Polycarbonates, in primary forms | 298 | 326 | 9.2 | 2.2 | 2.3 |
| 392010 | Plates, sheets, film, foil and strip, of non-cellular plastics, not reinforced, laminated, supported or similarly combined with other materials, without backing, unworked or merely surface-worked or merely cut into squares or rectangles (excl. self) | 260 | 303 | 16.3 | 2.0 | 2.1 |
| 392190 | Plates, sheets, film, foil and strip, of plastics, reinforced, laminated, supported or similarly combined with other materials, unworked or merely surface-worked or merely cut into squares or rectangles (excl. of cellular plastic; self-adhesive pro | 250 | 300 | 19.9 | 1.9 | 2.1 |
| 392390 | Articles for the conveyance or packaging of goods, of plastics (excl. boxes, cases, crates and similar articles; sacks and bags, incl. cones; carboys, bottles, flasks and similar articles; spools, spindles, bobbins and similar supports; stoppers, l | 279 | 286 | 2.3 | 2.1 | 2.0 |
| 390720 | Polyethers, in primary forms (excl. polyacetals) | 267 | 285 | 6.7 | 2.0 | 2.0 |
| 390730 | Epoxide resins, in primary forms | 304 | 279 | -8.4 | 2.3 | 1.9 |
| 392020 | Plates, sheets, film, foil and strip, of non-cellular polymers of ethylene, not reinforced, laminated, supported or similarly combined with other materials, without backing, unworked or merely surface-worked or merely cut into squares or rectangles | 285 | 261 | -8.4 | 2.1 | 1.8 |
| 390760 | Polyethylene terephthalate, in primary forms | 245 | 228 | -6.9 | 1.8 | 1.6 |
| 390330 | Acrylonitrile-butadiene-styrene copolymers abs, in primary forms | 251 | 228 | -9.3 | 1.9 | 1.6 |
| 390410 | Polyvinyl chloride, in primary forms, not mixed with any other substances | 224 | 221 | -1.3 | 1.7 | 1.5 |
| 392329 | Sacks and bags, incl. cones, of plastics (excl. those of polymers of ethylene) | 193 | 217 | 12.2 | 1.5 | 1.5 |
| 390799 | Saturated polyesters in primary forms (excl. polycarbonates, alkyd resins and polyethylene terephthalate) | 203 | 216 | 6.4 | 1.5 | 1.5 |
| 390319 | Polystyrene, in primary forms (excl. expansible) | 245 | 200 | -18.4 | 1.9 | 1.4 |
| 392310 | Boxes, cases, crates and similar articles for the conveyance or packaging of goods, of plastics | 146 | 183 | 25.4 | 1.1 | 1.3 |
| 392330 | Carboys, bottles, flasks and similar articles for the conveyance or packaging of goods, of plastics | 160 | 157 | -2.2 | 1.2 | 1.1 |
| 392321 | Sacks and bags, incl. cones, of polymers of ethylene | 154 | 146 | -5.5 | 1.2 | 1.0 |
| 392350 | Stoppers, lids, caps and other closures, of plastics | 110 | 143 | 30.2 | 0.8 | 1.0 |
| 390390 | Polymers of styrene, in primary forms (excl. polystyrene, styrene-acrylonitrile copolymers and acrylonitrile-butadiene-styrene abs) | 105 | 142 | 35.3 | 0.8 | 1.0 |
| 392062 | Plates, sheets, film, foil and strip, of non-cellular polyethylene terephthalate, not reinforced, laminated, supported or similarly combined with other materials, without backing, unworked or merely surface-worked or merely cut into squares or rect | 112 | 124 | 10.9 | 0.8 | 0.9 |
| 390950 | Polyurethanes, in primary forms | 131 | 121 | -7.8 | 1.0 | 0.8 |
| 391910 | Self-adhesive plates, sheets, film, foil, tape, strip and other flat shapes, of plastics, in rolls <= 20 cm wide | 106 | 115 | 9.0 | 0.8 | 0.8 |
| 391000 | Silicones in primary forms | 79 | 102 | 28.5 | 0.6 | 0.7 |
| TOTAL Top 30 | | 11,069 | 12,104 | 9.4 | 83.5 | 84.1 |
| 390810 | Polyamides-6, -11, -12, -6.6, -6.9, -6.10 or -6.12, in primary forms | 113 | 102 | -10.2 | 0.9 | 0.7 |
| 390422 | Plasticised polyvinyl chloride, in primary forms, mixed with other substances | 83 | 92 | 10.7 | 0.6 | 0.6 |
| 390791 | Unsaturated polyallyl esters and other polyesters, in primary forms (excl. polycarbonates, alkyd resins and polyethylene terephthalate) | 78 | 88 | 12.3 | 0.6 | 0.6 |
| 390710 | Polyacetals, in primary forms | 90 | 83 | -7.9 | 0.7 | 0.6 |
| 392410 | Tableware and kitchenware, of plastics | 69 | 78 | 11.9 | 0.5 | 0.5 |

| Code and label, HS 2-digit level | | 2013 | 2014 | 2013/2014 | 2013 | 2014 |
|----------------------------------|--|----------------------|---------------|-----------------|--------------|--------------|
| | | Value in USD Million | | Growth Rate (%) | Percentage | Share (%) |
| 392092 | Plates, sheets, film, foil and strip, of non-cellular polyamides, not reinforced, laminated, supported or similarly combined with other materials, without backing, unworked or merely surface-worked or merely cut into squares or rectangles (excl. se | 53 | 69 | 28.5 | 0.4 | 0.5 |
| 392119 | Plates, sheets, film, foil and strip, of cellular plastic, unworked or merely surface-worked or merely cut into squares or rectangles (excl. those of polymers of styrene, vinyl chloride, polyurethanes and regenerated cellulose, self-adhesive product | 83 | 67 | -19.4 | 0.6 | 0.5 |
| 390290 | Polymers of propylene or of other olefins, in primary forms (excl. polypropylene, polyisobutylene and propylene copolymers) | 61 | 67 | 9.1 | 0.5 | 0.5 |
| 390130 | Ethylene-vinyl acetate copolymers, in primary forms | 60 | 63 | 5.3 | 0.5 | 0.4 |
| 390750 | Alkyd resins, in primary forms | 61 | 63 | 2.3 | 0.5 | 0.4 |
| 390890 | Polyamides, in primary forms (excl. polyamides-6, -11, -12, -6,6, -6,9, -6,10 and -6,12) | 46 | 61 | 32.3 | 0.3 | 0.4 |
| 391723 | Rigid tubes, pipes and hoses, and fittings therefor, of polymers of vinyl chloride | 53 | 60 | 12.8 | 0.4 | 0.4 |
| 392490 | Household articles and toilet articles, of plastics (excl. tableware, kitchenware, baths, shower-baths, washbasins, bidets, lavatory pans, seats and covers, flushing cisterns and similar sanitary ware) | 62 | 59 | -5.0 | 0.5 | 0.4 |
| 391190 | Polysulphides, polysulphones and other polymers and prepolymers produced by chemical synthesis, n.e.s., in primary forms | 47 | 55 | 16.1 | 0.4 | 0.4 |
| 391740 | Fittings, e.g. joints, elbows, flanges, of plastics, for tubes, pipes and hoses | 48 | 55 | 15.0 | 0.4 | 0.4 |
| 392099 | Plates, sheets, film, foil and strip, of non-cellular plastics, n.e.s., not reinforced, laminated, supported or similarly combined with other materials, without backing, unworked or merely surface-worked or merely cut into squares or rectangles (ex | 49 | 55 | 11.9 | 0.4 | 0.4 |
| 390610 | Polymethyl methacrylate, in primary forms | 51 | 54 | 5.3 | 0.4 | 0.4 |
| 392049 | Plates, sheets, film, foil and strip, of non-cellular polymers of vinyl chloride, containing by weight < 6% of plasticisers, not reinforced, laminated, supported or similarly combined with other materials, without backing, unworked or merely surfac | 56 | 52 | -6.5 | 0.4 | 0.4 |
| 390920 | Melamine resins, in primary forms | 46 | 51 | 11.1 | 0.3 | 0.4 |
| 392069 | Plates, sheets, film, foil and strip, of non-cellular polyesters, not reinforced, laminated, supported or similarly combined with other materials, not worked or only surface-worked, or only cut to rectangular, incl. square, shapes (excl. polycarbon | 47 | 43 | -8.1 | 0.4 | 0.3 |
| TOTAL Top 50 | | 12,280 | 13,376 | 8.9 | 92.6 | 92.9 |
| OTHERS | | 981 | 1,015 | 3.4 | 7.4 | 7.1 |
| 87 | Vehicles other than railway or tramway rolling stock, and parts and accessories thereof | 13,135 | 13,206 | 0.5 | 100.0 | 100.0 |
| 870899 | Parts and accessories, for tractors, motor vehicles for the transport of ten or more persons, motor cars and other motor vehicles principally designed for the transport of persons, motor vehicles for the transport of goods and special purpose motor | 2,050 | 1,973 | -3.8 | 15.6 | 14.9 |
| 870421 | Motor vehicles for the transport of goods, with compression-ignition internal combustion piston engine diesel or semi-diesel of a gross vehicle weight <= 5 t (excl. dumpers for off-highway use of subheading 8704.10 and special purpose motor vehicle | 1,412 | 1,520 | 7.6 | 10.8 | 11.5 |
| 870332 | Motor cars and other motor vehicles principally designed for the transport of persons, incl. station wagons and racing cars, with compression-ignition internal combustion piston engine diesel or semi-diesel of a cylinder capacity > 1.500 cm ³ but <= | 890 | 1,170 | 31.6 | 6.8 | 8.9 |
| 870322 | Motor cars and other motor vehicles principally designed for the transport of persons, incl. station wagons and racing cars, with spark-ignition internal combustion reciprocating piston engine of a cylinder capacity > 1.000 cm ³ but <= 1.500 cm ³ (ex | 1,256 | 1,137 | -9.4 | 9.6 | 8.6 |
| 870323 | Motor cars and other motor vehicles principally designed for the transport of persons, incl. station wagons and racing cars, with spark-ignition internal combustion reciprocating piston engine of a cylinder capacity > 1.500 cm ³ but <= 3.000 cm ³ (ex | 1,169 | 1,124 | -3.8 | 8.9 | 8.5 |
| 870840 | Gear boxes for tractors, motor vehicles for the transport of ten or more persons, motor cars and other motor vehicles principally designed for the transport of persons, motor vehicles for the transport of goods and special purpose motor vehicles | 682 | 900 | 31.9 | 5.2 | 6.8 |
| 871410 | Parts and accessories of motorcycles, incl. mopeds, n.e.s. | 744 | 643 | -13.5 | 5.7 | 4.9 |
| 870829 | Parts and accessories of bodies for tractors, motor vehicles for the transport of ten or more persons, motor cars and other motor vehicles principally designed for the transport of persons, motor vehicles for the transport of goods and special purp | 679 | 630 | -7.2 | 5.2 | 4.8 |
| 871120 | Motorcycles, incl. mopeds, with reciprocating internal combustion piston engine of a cylinder capacity > 50 cm ³ but <= 250 cm ³ | 628 | 611 | -2.8 | 4.8 | 4.6 |
| 870333 | Motor cars and other motor vehicles principally designed for the transport of persons, incl. station wagons and racing cars, with compression-ignition internal combustion piston engine diesel or semi-diesel of a cylinder capacity > 2.500 cm ³ (excl. | 267 | 294 | 10.2 | 2.0 | 2.2 |
| 870894 | Steering wheels, steering columns and steering boxes, for tractors, motor vehicles for the transport of ten or more persons, motor cars and other motor vehicles principally designed for the transport of persons, motor vehicles for the transport of | 295 | 291 | -1.2 | 2.2 | 2.2 |
| 871499 | Parts and accessories, for bicycles, n.e.s. | 416 | 254 | -39.0 | 3.2 | 1.9 |
| 870324 | Motor cars and other motor vehicles principally designed for the transport of persons, incl. station wagons and racing cars, with spark-ignition internal combustion reciprocating piston engine of a cylinder capacity > 3.000 cm ³ (excl. vehicles for | 249 | 192 | -22.9 | 1.9 | 1.5 |
| 870830 | Brakes and servo-brakes and their parts, for tractors, motor vehicles for the transport of ten or more persons, motor cars and other motor vehicles principally designed for the transport of persons, motor vehicles for the transport of goods and spe | 164 | 182 | 10.9 | 1.3 | 1.4 |
| 870850 | Drive-axes with differential, whether or not provided with other transmission components, for motor vehicles | 157 | 154 | -2.0 | 1.2 | 1.2 |
| 870891 | Radiators for tractors, motor vehicles for the transport of ten or more persons, motor cars and other motor vehicles principally designed for the transport of persons, motor vehicles for the transport of goods and special purpose motor vehicles | 141 | 153 | 8.4 | 1.1 | 1.2 |
| 870110 | Pedestrian-controlled agricultural tractors and similar tractors for industry (excl. tractor units for articulated lorries) | 98 | 128 | 30.7 | 0.7 | 1.0 |

| Code and label, HS 2-digit level | | 2013 | 2014 | 2013/2014 | 2013 | 2014 |
|----------------------------------|--|----------------------|--------|-----------------|------------|-----------|
| | | Value in USD Million | | Growth Rate (%) | Percentage | Share (%) |
| 870410 | Dumpers for off-highway use | 114 | 124 | 9.3 | 0.9 | 0.9 |
| 870870 | Road wheels and parts and accessories thereof, for tractors, motor vehicles for the transport of ten or more persons, motor cars and other motor vehicles principally designed for the transport of persons, motor vehicles for the transport of goods a | 108 | 115 | 6.2 | 0.8 | 0.9 |
| 870893 | Clutches and parts thereof, for tractors, motor vehicles for the transport of ten or more persons, motor cars and other motor vehicles principally designed for the transport of persons, motor vehicles for the transport of goods and special purpose | 120 | 106 | -11.3 | 0.9 | 0.8 |
| 870423 | Motor vehicles for the transport of goods, with compression-ignition internal combustion piston engine diesel or semi-diesel of a gross vehicle weight > 20 t (excl. dumpers for off-highway use of subheading 8704.10 and special purpose motor vehicle | 72 | 104 | 44.5 | 0.5 | 0.8 |
| 870190 | Tractors (excl. those of heading 8709, pedestrian-controlled tractors, road tractors for semi-trailers and track-laying tractors) | 79 | 103 | 30.0 | 0.6 | 0.8 |
| 870600 | Chassis fitted with engines, for tractors, motor vehicles for the transport of ten or more persons, motor cars and other motor vehicles principally designed for the transport of persons, motor vehicles for the transport of goods and special purpose | 57 | 95 | 68.5 | 0.4 | 0.7 |
| 870810 | Bumpers and parts thereof for tractors, motor vehicles for the transport of ten or more persons, motor cars and other motor vehicles principally designed for the transport of persons, motor vehicles for the transport of goods and special purpose mo | 112 | 92 | -17.6 | 0.9 | 0.7 |
| 870210 | Motor vehicles for the transport of >= 10 persons, incl. driver, with compression-ignition internal combustion piston engine diesel or semi-diesel | 50 | 89 | 79.0 | 0.4 | 0.7 |
| 870390 | Motor cars and other vehicles principally designed for the transport of persons, incl. station wagons and racing cars, with engines other than spark-ignition internal combustion reciprocating piston engine diesel or semi-diesel (excl. vehicles for | 34 | 71 | 107.4 | 0.3 | 0.5 |
| 870880 | Suspension shock-absorbers for tractors, motor vehicles for the transport of ten or more persons, motor cars and other motor vehicles principally designed for the transport of persons, motor vehicles for the transport of goods and special purpose m | 66 | 71 | 7.3 | 0.5 | 0.5 |
| 871493 | Hubs (other than coaster braking hubs) and hub brakes, and free-wheel sprocket-wheels, for bicycles | 25 | 70 | 175.4 | 0.2 | 0.5 |
| 870120 | Road tractors for semi-trailers | 42 | 55 | 31.0 | 0.3 | 0.4 |
| 870895 | Safety airbags with inflator system and parts thereof, for tractors, motor vehicles for the transport of ten or more persons, motor cars and other motor vehicles principally designed for the transport of persons, motor vehicles for the transport of | 58 | 50 | -13.9 | 0.4 | 0.4 |
| TOTAL Top 30 | | 12,233 | 12,502 | 2.2 | 92.2 | 86.9 |
| 871494 | Brakes, incl. coaster braking hubs and hub brakes, and parts thereof, for bicycles | 32 | 49 | 53.4 | 0.2 | 0.3 |
| 870431 | Motor vehicles for the transport of goods, with spark-ignition internal combustion piston engine, of a gross vehicle weight <= 5 t (excl. dumpers for off-highway use of subheading 8704.10 and special purpose motor vehicles of heading 8705) | 72 | 49 | -31.7 | 0.5 | 0.3 |
| 871150 | Motorcycles, incl. mopeds, with reciprocating internal combustion piston engine of a cylinder capacity > 800 cm ³ | 75 | 49 | -35.1 | 0.6 | 0.3 |
| 871690 | Parts of trailers and semi-trailers and other vehicles not mechanically propelled, n.e.s. | 35 | 42 | 19.1 | 0.3 | 0.3 |
| 871491 | Frames and forks, and parts thereof, for bicycles, n.e.s. | 46 | 41 | -12.2 | 0.4 | 0.3 |
| 870892 | Silencers and exhaust pipes, for tractors, motor vehicles for the transport of ten or more persons, motor cars and other motor vehicles principally designed for the transport of persons, motor vehicles for the transport of goods and special purpose | 55 | 41 | -26.4 | 0.4 | 0.3 |
| 871496 | Pedals and crank-gear, and parts thereof, for bicycles, n.e.s. | 28 | 32 | 16.4 | 0.2 | 0.2 |
| 871639 | Trailers and semi-trailers for the transport of goods, not designed for running on rails (excl. self-loading of self-unloading trailers and semi-trailers for agricultural purposes and tanker trailers and tanker semi-trailers) | 54 | 30 | -45.3 | 0.4 | 0.2 |
| 870321 | Motor cars and other motor vehicles principally designed for the transport of persons, incl. station wagons and racing cars, with spark-ignition internal combustion reciprocating piston engine of a cylinder capacity <= 1,000 cm ³ (excl. vehicles for | 14 | 29 | 113.2 | 0.1 | 0.2 |
| 871200 | Bicycles and other cycles, incl. delivery tricycles, not motorised | 82 | 28 | -66.1 | 0.6 | 0.2 |
| 870821 | Safety seat belts for motor vehicles | 27 | 23 | -13.6 | 0.2 | 0.2 |
| 871680 | Vehicles pushed or drawn by hand and other vehicles not mechanically propelled (excl. trailers and semi-trailers) | 13 | 21 | 67.3 | 0.1 | 0.1 |
| 870130 | Track-laying tractors (excl. pedestrian-controlled) | 30 | 20 | -30.7 | 0.2 | 0.1 |
| 870919 | Works trucks, self-propelled, not fitted with lifting or handling equipment, of the type used in factories, warehouses, dock areas or airports for short distance transport of goods; tractors of the type used on railway station platforms (excl. elec | 5 | 20 | 271.8 | 0.0 | 0.1 |
| 870590 | Special purpose motor vehicles (other than those principally designed for the transport of persons or goods and excl. concrete-mixer lorries, fire fighting vehicles, mobile drilling derricks and crane lorries) | 26 | 20 | -21.7 | 0.2 | 0.1 |
| 870990 | Parts of self-propelled works trucks, not fitted with lifting or handling equipment, of the type used in factories, warehouses, dock areas or airports for short distance transport of goods, incl. tractors for railways station platforms, n.e.s. | 28 | 20 | -27.4 | 0.2 | 0.1 |
| 870422 | Motor vehicles for the transport of goods, with compression-ignition internal combustion piston engine diesel or semi-diesel of a gross vehicle weight > 5 t but <= 20 t (excl. dumpers for off-highway use of subheading 8704.10 and special purpose mo | 24 | 19 | -19.5 | 0.2 | 0.1 |
| 870510 | Crane lorries (excl. breakdown lorries) | 29 | 19 | -34.5 | 0.2 | 0.1 |
| 871492 | Wheel rims and spokes, for bicycles | 16 | 18 | 13.3 | 0.1 | 0.1 |
| 871140 | Motorcycles, incl. mopeds, with reciprocating internal combustion piston engine of a cylinder capacity > 500 cm ³ but <= 800 cm ³ | 57 | 18 | -68.8 | 0.4 | 0.1 |
| TOTAL Top 50 | | 12,982 | 13,092 | 0.8 | 98.8 | 99.1 |
| OTHERS | | 154 | 114 | -25.9 | 1.2 | 0.9 |

TABLE 4F.2
TOP 50 HS 6-DIGIT LEVEL PRODUCTS OF THE INTRA-ASEAN IMPORTS TOP 5 HS 2-DIGIT LEVEL PRODUCT GROUPS
(Products sorted on the basis of 2014 imports values)

| Code and label, HS 2-digit level | | 2013 | 2014 | 2013/2014 | 2013 | 2014 |
|----------------------------------|--|----------------------|---------------|-----------------|--------------|--------------|
| | | Value in USD Million | | Growth Rate (%) | Percentage | Share (%) |
| INTRA-ASEAN IMPORTS | | 278,240 | 278,565 | 0.1 | - | - |
| 27 | Mineral fuels, mineral oils and products of their distillation; bituminous substances; mineral waxes | 86,275 | 82,699 | -4.1 | 100.0 | 100.0 |
| 271019 | Medium oils and preparations, of petroleum or bituminous minerals, n.e.s. | 33,016 | 30,706 | -7.0 | 38.3 | 37.1 |
| 271012 | Light oils and preparations, of petroleum or bituminous minerals which >= 90% by volume incl. losses distil at 210°C ASTM D 86 method (excl. containing biodiesel) | 26,566 | 26,080 | -1.8 | 30.8 | 31.5 |
| 270900 | Petroleum oils and oils obtained from bituminous minerals, crude | 9,564 | 9,998 | 4.5 | 11.1 | 12.1 |
| 271121 | Natural gas in gaseous state | 9,984 | 9,185 | -8.0 | 11.6 | 11.1 |
| 270119 | Coal, whether or not pulverised, non-agglomerated (excl. anthracite and bituminous coal) | 2,674 | 2,175 | -18.7 | 3.1 | 2.6 |
| 271320 | Petroleum bitumen | 859 | 957 | 11.4 | 1.0 | 1.2 |
| 270112 | Bituminous coal, whether or not pulverised, non-agglomerated | 559 | 762 | 36.3 | 0.6 | 0.9 |
| 271119 | Gaseous hydrocarbons, liquefied, n.e.s. (excl. natural gas, propane, butane, ethylene, propylene, butylene and butadiene) | 261 | 709 | 171.8 | 0.3 | 0.9 |
| 271600 | Electrical energy | 622 | 606 | -2.6 | 0.7 | 0.7 |
| 271020 | Petroleum oils and oils obtained from bituminous minerals (other than crude) and preparations n.e.s. or included, containing by weight 70 % or more of petroleum oils or of oils obtained from bituminous minerals, these oils being the basic constituent | 454 | 285 | -37.2 | 0.5 | 0.3 |
| TOTAL Top 10 | | 84,559 | 81,463 | -3.7 | 98.0 | 98.5 |
| OTHERS | | 1,716 | 1,236 | -28.0 | 2.0 | 1.5 |
| 85 | Electrical machinery and equipment and parts thereof; sound recorders and reproducers, television image and sound recorders and reproducers, and parts and accessories of such articles | 53,602 | 53,162 | -0.8 | 100.0 | 100.0 |
| 854239 | Electronic integrated circuits (excl. such as processors, controllers, memories and amplifiers) | 13,908 | 12,859 | -7.5 | 25.9 | 24.2 |
| 854231 | Electronic integrated circuits as processors and controllers, whether or not combined with memories, converters, logic circuits, amplifiers, clock and timing circuits, or other circuits | 5,336 | 4,735 | -11.3 | 10.0 | 8.9 |
| 851712 | Telephones for cellular networks mobile telephones or for other wireless networks | 3,998 | 4,289 | 7.3 | 7.5 | 8.1 |
| 854290 | Parts of electronic integrated circuits and microassemblies, n.e.s. | 4,017 | 3,680 | -8.4 | 7.5 | 6.9 |
| 854390 | Parts of electrical machines and apparatus, having individual functions, not specified or included elsewhere in chapter 85 | 209 | 321 | 53.0 | 0.4 | 0.6 |
| 854232 | Electronic integrated circuits as memories | 1,059 | 1,639 | 54.7 | 2.0 | 3.1 |
| 853690 | Electrical apparatus for switching electrical circuits, or for making connections to or in electrical circuits, for a voltage <= 1,000 v (excl. fuses, automatic circuit breakers and other apparatus for protecting electrical circuits, relays and oth | 1,132 | 1,208 | 6.7 | 2.1 | 2.3 |
| 853400 | Printed circuits | 1,125 | 1,181 | 5.0 | 2.1 | 2.2 |
| 852329 | Magnetic media for the recording of sound or of other phenomena (excl. cards incorporating a magnetic stripe and goods of chapter 37) | 1,011 | 1,143 | 13.0 | 1.9 | 2.1 |
| 852872 | Reception apparatus for television, colour, whether or not incorporating radio-broadcast receivers or sound or video recording or reproducing apparatus, designed to incorporate a video display or screen | 1,233 | 1,126 | -8.7 | 2.3 | 2.1 |
| 854190 | Parts of diodes, transistors and similar semiconductor devices; photosensitive semiconductor devices, light emitting diodes and mounted piezoelectric crystals, n.e.s. | 498 | 529 | 6.4 | 0.9 | 1.0 |
| 854129 | Transistors with a dissipation rate >= 1 w (excl. photosensitive transistors) | 1,295 | 1,256 | -3.0 | 2.4 | 2.4 |
| 854140 | Photosensitive semiconductor devices, incl. photovoltaic cells whether or not assembled in modules or made up into panels; light emitting diodes (excl. photovoltaic generators) | 657 | 611 | -7.1 | 1.2 | 1.1 |
| 852990 | Parts suitable for use solely or principally with transmission and reception apparatus for radio-telephony, radio-telegraphy, radio-broadcasting, television, television cameras, still image video cameras and other video camera recorders, radar appa | 752 | 1,287 | 71.0 | 1.4 | 2.4 |
| 851762 | Machines for the reception, conversion and transmission or regeneration of voice, images or other data, incl. switching and routing apparatus (excl. telephone sets, telephones for cellular networks or for other wireless networks) | 771 | 957 | 24.1 | 1.4 | 1.8 |
| 853710 | Boards, cabinets and similar combinations of apparatus for electric control or the distribution of electricity, for a voltage <= 1,000 v | 814 | 736 | -9.6 | 1.5 | 1.4 |
| 852580 | Television cameras, digital cameras and video camera recorders | 393 | 393 | 0.1 | 0.7 | 0.7 |
| 850110 | Motors of an output <= 37,5 w | 634 | 563 | -11.2 | 1.2 | 1.1 |
| 854121 | Transistors with a dissipation rate < 1 w (excl. photosensitive transistors) | 69 | 63 | -9.9 | 0.1 | 0.1 |
| 850440 | Static converters | 452 | 438 | -3.1 | 0.8 | 0.8 |
| 854449 | Electric conductors, for a voltage <= 80 v, insulated, not fitted with connectors, n.e.s. | 373 | 335 | -10.2 | 0.7 | 0.6 |

| Code and label, HS 2-digit level | 2013 | 2014 | 2013/2014 | 2013 | 2014 |
|---|----------------------|---------------|-----------------|--------------|--------------|
| | Value in USD Million | | Growth Rate (%) | Percentage | Share (%) |
| 853890 Parts suitable for use solely or principally with the apparatus of heading 8535, 8536 or 8537, n.e.s. (excl. boards, panels, consoles, desks, cabinets and other bases for the goods of heading 8537, not equipped with their apparatus) | 247 | 288 | 16.8 | 0.5 | 0.5 |
| 851770 Parts of telephone sets, telephones for cellular networks or for other wireless networks and of other apparatus for the transmission or reception of voice, images or other data, n.e.s. | 320 | 482 | 50.5 | 0.6 | 0.9 |
| 854110 Diodes (excl. photosensitive or light emitting diodes) | 536 | 356 | -33.5 | 1.0 | 0.7 |
| 854430 Ignition wiring sets and other wiring sets for vehicles, aircraft or ships | 380 | 394 | 3.7 | 0.7 | 0.7 |
| 850450 Inductors (excl. inductors for discharge lamps or tubes) | 425 | 366 | -13.9 | 0.8 | 0.7 |
| 854411 Winding wire for electrical purposes, of copper, insulated | 255 | 286 | 11.9 | 0.5 | 0.5 |
| 853620 Automatic circuit breakers for a voltage <= 1.000 v | 183 | 85 | -53.5 | 0.3 | 0.2 |
| 852290 Parts and accessories suitable for use solely or principally with sound reproducing and recording apparatus and with video equipment for recording and reproducing pictures and sound (excl. pick-up devices for grooved recording media) | 231 | 230 | -0.7 | 0.4 | 0.4 |
| 853229 Fixed electrical capacitors (excl. tantalum, aluminium electrolytic, ceramic, paper, plastic and power capacitors) | 200 | 182 | -9.2 | 0.4 | 0.3 |
| TOTAL Top 30 | 42,515 | 42,015 | -1.2 | 79.3 | 79.0 |
| 853222 Fixed electrical capacitors, aluminium electrolytic (excl. power capacitors) | 221 | 211 | -4.5 | 0.4 | 0.4 |
| 852359 Semiconductor media, unrecorded, for the recording of sound or of other phenomena (excl. solid-state non-volatile data storage devices, smart cards and goods of chapter 37) | 245 | 250 | 1.8 | 0.5 | 0.5 |
| 853120 Indicator panels with liquid crystal devices [lcd] or light emitting diodes [led] (excl. those for cycles, motor vehicles and traffic signalling) | 169 | 124 | -26.7 | 0.3 | 0.2 |
| 853650 Switches for a voltage <= 1.000 v (excl. relays and automatic circuit breakers) | 265 | 267 | 1.0 | 0.5 | 0.5 |
| 850490 Parts of electrical transformers and inductors, n.e.s. | 128 | 119 | -7.3 | 0.2 | 0.2 |
| 854150 Semiconductor devices, n.e.s. | 238 | 314 | 32.2 | 0.4 | 0.6 |
| 850710 Lead-acid accumulators of a kind used for starting piston engine starter batteries (excl. spent) | 124 | 127 | 2.7 | 0.2 | 0.2 |
| 854233 Electronic integrated circuits as amplifiers | 134 | 188 | 39.9 | 0.3 | 0.4 |
| 854370 Electrical machines and apparatus, having individual functions, n.e.s. in chapter 85 | 882 | 324 | -63.2 | 1.6 | 0.6 |
| 851890 Parts of microphones, loudspeakers, headphones and earphones, earphones, audio-frequency electric amplifiers or electric sound amplifier sets, n.e.s. | 140 | 147 | 4.8 | 0.3 | 0.3 |
| 854160 Mounted piezoelectric crystals | 181 | 176 | -2.3 | 0.3 | 0.3 |
| 854890 Electrical parts of machinery or apparatus, not specified or included elsewhere in chapter 85 | 53 | 76 | 44.9 | 0.1 | 0.1 |
| 854420 Coaxial cable and other coaxial electric conductors, insulated | 169 | 183 | 7.9 | 0.3 | 0.3 |
| 853224 Fixed electrical capacitors, ceramic dielectric, multilayer (excl. power capacitors) | 237 | 257 | 8.6 | 0.4 | 0.5 |
| 850650 Lithium cells and batteries (excl. spent) | 64 | 130 | 104.3 | 0.1 | 0.2 |
| 853720 Boards, cabinets and similar combinations of apparatus for electric control or the distribution of electricity, for a voltage > 1.000 v | 298 | 261 | -12.5 | 0.6 | 0.5 |
| 850720 Lead acid accumulators (excl. spent and starter batteries) | 81 | 102 | 26.2 | 0.2 | 0.2 |
| 853190 Parts of electric sound or visual signalling apparatus, n.e.s. | 40 | 75 | 89.1 | 0.1 | 0.1 |
| 853669 Plugs and sockets for a voltage <= 1.000 v (excl. lamp holders) | 124 | 106 | -14.8 | 0.2 | 0.2 |
| 850780 Electric accumulators (excl. spent and lead-acid, nickel-cadmium or nickel-iron accumulators) | 63 | 129 | 104.8 | 0.1 | 0.2 |
| TOTAL Top 50 | 46,371 | 45,582 | -1.7 | 86.5 | 85.7 |
| OTHERS | 7,232 | 7,579 | 4.8 | 13.5 | 14.3 |
| 84 Nuclear reactors, boilers, machinery and mechanical appliances; parts thereof | 27,380 | 28,043 | 2.4 | 100.0 | 100.0 |
| 847330 Parts and accessories of automatic data-processing machines or for other machines of heading 8471, n.e.s. | 4,686 | 4,374 | -6.7 | 17.1 | 15.6 |
| 847170 Storage units for digital automatic data-processing machines | 2,408 | 2,202 | -8.5 | 8.8 | 7.9 |
| 844399 Parts and accessories of printers, copying machines and facsimile machines, n.e.s. (excl. of printing machinery used for printing by means of plates, cylinders and other printing components of heading 8442) | 1,228 | 1,488 | 21.2 | 4.5 | 5.3 |
| 843143 Parts for boring or sinking machinery of subheading 8430.41 or 8430.49, n.e.s. | 1,007 | 1,152 | 14.4 | 3.7 | 4.1 |
| 841510 Window or wall air conditioning machines, self-contained or split-system | 1,099 | 1,053 | -4.2 | 4.0 | 3.8 |
| 847130 Data-processing machines, automatic, digital, portable, weighing <= 10 kg, consisting of at least a central processing unit, a keyboard and a display (excl. peripheral units) | 629 | 668 | 6.2 | 2.3 | 2.4 |
| 844332 Machines which only perform one of the functions of printing, copying or facsimile transmission, capable of connecting to an automatic data processing machine or to a network | 390 | 531 | 36.3 | 1.4 | 1.9 |
| 847150 Processing units for automatic data-processing machines, digital, whether or not containing in the same housing one or two of the following types of unit: storage units, input units, output units (excl. those of heading 8471.41 or 8471.49 and excl. | 439 | 505 | 15.0 | 1.6 | 1.8 |

| Code and label, HS 2-digit level | | 2013 | 2014 | 2013/2014 | 2013 | 2014 |
|----------------------------------|---|----------------------|---------------|-----------------|-------------|-------------|
| | | Value in USD Million | | Growth Rate (%) | Percentage | Share (%) |
| 840991 | Parts suitable for use solely or principally with spark-ignition internal combustion piston engine, n.e.s. | 601 | 500 | -16.9 | 2.2 | 1.8 |
| 841430 | Compressors for refrigerating equipment | 480 | 459 | -4.3 | 1.8 | 1.6 |
| 842952 | Self-propelled mechanical shovels, excavators and shovel loaders, with a 360° revolving superstructure | 491 | 418 | -15.0 | 1.8 | 1.5 |
| 848180 | Appliances for pipes, boiler shells, tanks, vats or the like (excl. pressure-reducing valves, valves for the control of pneumatic power transmission, check non-return valves and safety or relief valves) | 306 | 409 | 33.5 | 1.1 | 1.5 |
| 847990 | Parts of machines and mechanical appliances, n.e.s. | 377 | 371 | -1.5 | 1.4 | 1.3 |
| 848210 | Ball bearings | 359 | 360 | 0.4 | 1.3 | 1.3 |
| 847989 | Machines and mechanical appliances, n.e.s. | 404 | 343 | -15.1 | 1.5 | 1.2 |
| 840734 | Spark-ignition reciprocating piston engine, of a kind used for vehicles of chapter 87, of a cylinder capacity > 1.000 cm³ | 295 | 297 | 0.7 | 1.1 | 1.1 |
| 843149 | Parts of machinery of heading 8426, 8429 and 8430, n.e.s. | 256 | 294 | 14.6 | 0.9 | 1.0 |
| 847190 | Magnetic or optical readers, machines for transcribing data onto data media in coded form and machines for processing such data, n.e.s. | 298 | 290 | -2.8 | 1.1 | 1.0 |
| 840820 | Compression-ignition internal combustion piston engine diesel or semi-diesel engines, for the propulsion of vehicles of chapter 87 | 281 | 281 | 0.1 | 1.0 | 1.0 |
| 842119 | Centrifuges, incl. centrifugal dryers (excl. isotope separators, cream separators and clothes dryers) | 13 | 273 | 2033.6 | 0.0 | 1.0 |
| 844331 | Machines which perform two or more of the functions of printing, copying or facsimile transmission, capable of connecting to an automatic data processing machine or to a network | 237 | 268 | 12.9 | 0.9 | 1.0 |
| 841821 | Household refrigerators, compression-type | 299 | 266 | -11.0 | 1.1 | 0.9 |
| 847141 | Data-processing machines, automatic, digital, comprising in the same housing at least a central processing unit, and one input unit and one output unit, whether or not combined (excl. portable weighing <= 10 kg and excl. those presented in the form | 269 | 237 | -11.9 | 1.0 | 0.8 |
| 848690 | Parts and accessories for machines and apparatus of a kind used solely or principally for the manufacture of semiconductor boules or wafers, semiconductor devices, electronic integrated circuits or flat panel displays, and for machines and apparatus | 179 | 217 | 21.4 | 0.7 | 0.8 |
| 845011 | Fully-automatic household or laundry-type washing machines, of a dry linen capacity <= 6 kg | 229 | 213 | -6.9 | 0.8 | 0.8 |
| 840999 | Parts suitable for use solely or principally with compression-ignition internal combustion piston engine, n.e.s. | 412 | 213 | -48.3 | 1.5 | 0.8 |
| 841490 | Parts of : air or vacuum pumps, air or other gas compressors, fans and ventilating or recycling hoods incorporating a fan, n.e.s. | 177 | 211 | 19.2 | 0.6 | 0.8 |
| 847920 | Machinery for the extraction or preparation of animal or fixed vegetable fats or oils (other than centrifuges, filters and heating appliances) | 217 | 208 | -3.9 | 0.8 | 0.7 |
| 848190 | Parts of valves and similar articles for pipes, boiler shells, tanks, vats or the like, n.e.s. | 217 | 203 | -6.6 | 0.8 | 0.7 |
| 841810 | Combined refrigerator-freezers, with separate external doors | 176 | 189 | 6.9 | 0.6 | 0.7 |
| TOTAL Top 30 | | 18,458 | 18,492 | 0.2 | 67.4 | 65.9 |
| 841590 | Parts of air conditioning machines, comprising a motor-driven fan and elements for changing the temperature and humidity, n.e.s. | 209 | 187 | -10.3 | 0.8 | 0.7 |
| 847149 | Data-processing machines, automatic, digital, presented in the form of systems comprising at least a central processing unit, one input unit and one output unit (excl. portable weighing <= 10 kg and excl. peripheral units) | 233 | 185 | -20.8 | 0.9 | 0.7 |
| 841582 | Air conditioning machines incorporating a refrigerating unit but without a valve for reversal of the cooling-heat cycle (excl. of a kind used for persons in motor vehicles, and self-contained or split-system window or wall air conditioning machines) | 157 | 180 | 14.3 | 0.6 | 0.6 |
| 848110 | Pressure-reducing valves | 52 | 171 | 227.4 | 0.2 | 0.6 |
| 841899 | Parts of refrigerating or freezing equipment and heat pumps, n.e.s. | 173 | 164 | -4.8 | 0.6 | 0.6 |
| 848310 | Transmission shafts, incl. cam shafts and crank shafts, and cranks | 158 | 155 | -2.0 | 0.6 | 0.6 |
| 841330 | Fuel, lubricating or cooling medium pumps for internal combustion piston engine | 167 | 149 | -10.7 | 0.6 | 0.5 |
| 842959 | Self-propelled mechanical shovels, excavators and shovel loaders (excl. self-propelled mechanical shovels with a 360° revolving superstructure and front-end shovel loaders) | 116 | 146 | 26.4 | 0.4 | 0.5 |
| 842139 | Machinery and apparatus for filtering or purifying gases (excl. isotope separators and intake air filters for internal combustion engines) | 115 | 146 | 26.6 | 0.4 | 0.5 |
| 842810 | Lifts and skip hoists | 113 | 141 | 25.6 | 0.4 | 0.5 |
| 842199 | Parts of machinery and apparatus for filtering or purifying liquids or gases, n.e.s. | 133 | 140 | 5.3 | 0.5 | 0.5 |
| 844391 | Parts and accessories of printing machinery used for printing by means of plates, cylinders and other printing components of heading 8442 | 114 | 127 | 11.4 | 0.4 | 0.5 |
| 841191 | Parts of turbojets or turbopropellers, n.e.s. | 24 | 126 | 421.6 | 0.1 | 0.4 |
| 847050 | Cash registers incorporating a calculating device | 119 | 125 | 4.9 | 0.4 | 0.4 |
| 844339 | Machines which only perform one of the functions of printing, copying or facsimile transmission (excl. those capable of connecting to an automatic data processing machine or to a network) | 169 | 119 | -29.6 | 0.6 | 0.4 |
| 847180 | Units for digital automatic data-processing machines (excl. processing units, input or output units and storage units) | 166 | 118 | -29.0 | 0.6 | 0.4 |

| Code and label, HS 2-digit level | | 2013 | 2014 | 2013/2014 | 2013 | 2014 |
|----------------------------------|--|----------------------|---------------|-----------------|--------------|--------------|
| | | Value in USD Million | | Growth Rate (%) | Percentage | Share (%) |
| 841480 | Air pumps, air or other gas compressors and ventilating or recycling hoods incorporating a fan, whether or not fitted with filters, having a maximum horizontal side > 120 cm (excl. vacuum pumps, hand- or foot-operated air pumps, compressors for ref | 213 | 117 | -45.0 | 0.8 | 0.4 |
| 840211 | Watertube boilers with a steam production > 45 t/hour | 17 | 117 | 607.4 | 0.1 | 0.4 |
| 848390 | Toothed wheels, chain sprockets and other transmission elements presented separately; parts of transmission shafts, ball screws, couplings and other articles of heading 8483, n.e.s. | 81 | 109 | 34.4 | 0.3 | 0.4 |
| 847160 | Input or output units for digital automatic data-processing machines, whether or not containing storage units in the same housing | 100 | 104 | 3.3 | 0.4 | 0.4 |
| TOTAL Top 50 | | 21,086 | 21,317 | 1.1 | 77.0 | 76.0 |
| OTHERS | | 6,294 | 6,726 | 6.9 | 23.0 | 24.0 |
| 39 | Plastics and articles thereof | 10,726 | 11,523 | 7.4 | 100.0 | 100.0 |
| 390110 | Polyethylene with a specific gravity of < 0,94, in primary forms | 956 | 1,214 | 27.0 | 8.9 | 10.5 |
| 390210 | Polypropylene, in primary forms | 1,042 | 1,088 | 4.4 | 9.7 | 9.4 |
| 390120 | Polyethylene with a specific gravity of >= 0,94, in primary forms | 758 | 953 | 25.8 | 7.1 | 8.3 |
| 392690 | Articles of plastics and articles of other materials of heading 3901 to 3914, n.e.s | 879 | 856 | -2.7 | 8.2 | 7.4 |
| 390230 | Propylene copolymers, in primary forms | 587 | 727 | 23.7 | 5.5 | 6.3 |
| 390190 | Polymers of ethylene, in primary forms (excl. polyethylene and ethylene-vinyl acetate copolymers) | 441 | 486 | 10.3 | 4.1 | 4.2 |
| 390690 | Acrylic polymers, in primary forms (excl. polymethyl methacrylate) | 313 | 331 | 5.7 | 2.9 | 2.9 |
| 390740 | Polycarbonates, in primary forms | 275 | 284 | 3.2 | 2.6 | 2.5 |
| 390330 | Acrylonitrile-butadiene-styrene copolymers abs, in primary forms | 274 | 255 | -7.0 | 2.6 | 2.2 |
| 390410 | Polyvinyl chloride, in primary forms, not mixed with any other substances | 249 | 243 | -2.6 | 2.3 | 2.1 |
| 392010 | Plates, sheets, film, foil and strip, of non-cellular plastics, not reinforced, laminated, supported or similarly combined with other materials, without backing, unworked or merely surface-worked or merely cut into squares or rectangles (excl. self | 223 | 238 | 6.7 | 2.1 | 2.1 |
| 390720 | Polyethers, in primary forms (excl. polyacetals) | 222 | 237 | 7.0 | 2.1 | 2.1 |
| 392390 | Articles for the conveyance or packaging of goods, of plastics (excl. boxes, cases, crates and similar articles; sacks and bags, incl. cones; carboys, bottles, flasks and similar articles; spools, spindles, bobbins and similar supports; stoppers, l | 253 | 236 | -6.9 | 2.4 | 2.0 |
| 390760 | Polyethylene terephthalate, in primary forms | 225 | 223 | -1.0 | 2.1 | 1.9 |
| 391990 | Self-adhesive plates, sheets, film, foil, tape, strip and other flat shapes, of plastics, whether or not in rolls > 20 cm wide (excl. floor, wall and ceiling coverings of heading 3918) | 184 | 219 | 19.2 | 1.7 | 1.9 |
| 390319 | Polystyrene, in primary forms (excl. expandible) | 238 | 216 | -9.3 | 2.2 | 1.9 |
| 392020 | Plates, sheets, film, foil and strip, of non-cellular polymers of ethylene, not reinforced, laminated, supported or similarly combined with other materials, without backing, unworked or merely surface-worked or merely cut into squares or rectangles | 240 | 206 | -14.5 | 2.2 | 1.8 |
| 390730 | Epoxide resins, in primary forms | 176 | 198 | 12.2 | 1.6 | 1.7 |
| 392310 | Boxes, cases, crates and similar articles for the conveyance or packaging of goods, of plastics | 125 | 186 | 48.0 | 1.2 | 1.6 |
| 390799 | Saturated polyesters in primary forms (excl. polycarbonates, alkyd resins and polyethylene terephthalate) | 179 | 165 | -8.2 | 1.7 | 1.4 |
| 392330 | Carboys, bottles, flasks and similar articles for the conveyance or packaging of goods, of plastics | 134 | 141 | 5.7 | 1.2 | 1.2 |
| 390810 | Polyamides-6, -11, -12, -6,6, -6,9, -6,10 or -6,12, in primary forms | 161 | 139 | -13.4 | 1.5 | 1.2 |
| 392329 | Sacks and bags, incl. cones, of plastics (excl. those of polymers of ethylene) | 113 | 130 | 14.6 | 1.1 | 1.1 |
| 392190 | Plates, sheets, film, foil and strip, of plastics, reinforced, laminated, supported or similarly combined with other materials, unworked or merely surface-worked or merely cut into squares or rectangles (excl. of cellular plastic; self-adhesive pro | 182 | 123 | -32.2 | 1.7 | 1.1 |
| 392321 | Sacks and bags, incl. cones, of polymers of ethylene | 122 | 122 | -0.6 | 1.1 | 1.1 |
| 392350 | Stoppers, lids, caps and other closures, of plastics | 120 | 118 | -1.4 | 1.1 | 1.0 |
| 392062 | Plates, sheets, film, foil and strip, of non-cellular polyethylene terephthalate, not reinforced, laminated, supported or similarly combined with other materials, without backing, unworked or merely surface-worked or merely cut into squares or rect | 73 | 87 | 19.5 | 0.7 | 0.8 |
| 392410 | Tableware and kitchenware, of plastics | 71 | 83 | 16.9 | 0.7 | 0.7 |
| 390791 | Unsaturated polyallyl esters and other polyesters, in primary forms (excl. polycarbonates, alkyd resins and polyethylene terephthalate) | 63 | 82 | 30.6 | 0.6 | 0.7 |
| 390950 | Polyurethanes, in primary forms | 82 | 81 | -1.2 | 0.8 | 0.7 |
| TOTAL Top 30 | | 8,962 | 9,666 | 7.9 | 83.6 | 83.9 |
| 391910 | Self-adhesive plates, sheets, film, foil, tape, strip and other flat shapes, of plastics, in rolls <= 20 cm wide | 84 | 81 | -4.4 | 0.8 | 0.7 |
| 390710 | Polyacetals, in primary forms | 65 | 68 | 4.5 | 0.6 | 0.6 |

| Code and label, HS 2-digit level | | 2013 | 2014 | 2013/2014 | 2013 | 2014 |
|----------------------------------|--|----------------------|---------------|-----------------|--------------|--------------|
| | | Value in USD Million | | Growth Rate (%) | Percentage | Share (%) |
| 390390 | Polymers of styrene, in primary forms (excl. polystyrene, styrene-acrylonitrile copolymers and acrylonitrile-butadiene-styrene abs) | 51 | 63 | 24.3 | 0.5 | 0.5 |
| 390750 | Alkyd resins, in primary forms | 54 | 58 | 8.1 | 0.5 | 0.5 |
| 392490 | Household articles and toilet articles, of plastics (excl. tableware, kitchenware, baths, shower-baths, washbasins, bidets, lavatory pans, seats and covers, flushing cisterns and similar sanitary ware) | 44 | 53 | 19.8 | 0.4 | 0.5 |
| 392119 | Plates, sheets, film, foil and strip, of cellular plastic, unworked or merely surface-worked or merely cut into squares or rectangles (excl. those of polymers of styrene, vinyl chloride, polyurethanes and regenerated cellulose, self-adhesive product) | 49 | 53 | 8.6 | 0.5 | 0.5 |
| 391000 | Silicones in primary forms | 46 | 53 | 14.5 | 0.4 | 0.5 |
| 390610 | Polymethyl methacrylate, in primary forms | 46 | 51 | 11.1 | 0.4 | 0.4 |
| 390130 | Ethylene-vinyl acetate copolymers, in primary forms | 54 | 49 | -8.0 | 0.5 | 0.4 |
| 392049 | Plates, sheets, film, foil and strip, of non-cellular polymers of vinyl chloride, containing by weight < 6% of plasticisers, not reinforced, laminated, supported or similarly combined with other materials, without backing, unworked or merely surface | 50 | 49 | -2.0 | 0.5 | 0.4 |
| 390311 | Expansive polystyrene, in primary forms | 41 | 49 | 18.6 | 0.4 | 0.4 |
| 390910 | Urea resins and thiourea resins, in primary forms | 37 | 49 | 33.7 | 0.3 | 0.4 |
| 391723 | Rigid tubes, pipes and hoses, and fittings thereof, of polymers of vinyl chloride | 41 | 46 | 11.9 | 0.4 | 0.4 |
| 392099 | Plates, sheets, film, foil and strip, of non-cellular plastics, n.e.s., not reinforced, laminated, supported or similarly combined with other materials, without backing, unworked or merely surface-worked or merely cut into squares or rectangles (ex | 37 | 44 | 19.3 | 0.3 | 0.4 |
| 392092 | Plates, sheets, film, foil and strip, of non-cellular polyamides, not reinforced, laminated, supported or similarly combined with other materials, without backing, unworked or merely surface-worked or merely cut into squares or rectangles (excl. se | 45 | 44 | -2.0 | 0.4 | 0.4 |
| 390422 | Plasticised polyvinyl chloride, in primary forms, mixed with other substances | 43 | 42 | -1.1 | 0.4 | 0.4 |
| 392069 | Plates, sheets, film, foil and strip, of non-cellular polyesters, not reinforced, laminated, supported or similarly combined with other materials, not worked or only surface-worked, or only cut to rectangular, incl. square, shapes (excl. polycarbon | 43 | 41 | -4.9 | 0.4 | 0.4 |
| 391740 | Fittings, e.g. joints, elbows, flanges, of plastics, for tubes, pipes and hoses | 31 | 39 | 24.8 | 0.3 | 0.3 |
| 390290 | Polymers of propylene or of other olefins, in primary forms (excl. polypropylene, polyisobutylene and propylene copolymers) | 40 | 37 | -9.0 | 0.4 | 0.3 |
| 390920 | Melamine resins, in primary forms | 26 | 36 | 37.6 | 0.2 | 0.3 |
| TOTAL Top 50 | | 9,863 | 10,635 | 7.8 | 92.0 | 92.3 |
| OTHERS | | 863 | 889 | 2.9 | 8.0 | 7.7 |
| 87 | Vehicles other than railway or tramway rolling stock, and parts and accessories thereof | 11,796 | 10,557 | -10.5 | 100.0 | 100.0 |
| 870323 | Motor cars and other motor vehicles principally designed for the transport of persons, incl. station wagons and racing cars, with spark-ignition internal combustion reciprocating piston engine of a cylinder capacity > 1.500 cm ³ but <= 3.000 cm ³ (ex | 1,324 | 1,469 | 10.9 | 11.2 | 13.9 |
| 870421 | Motor vehicles for the transport of goods, with compression-ignition internal combustion piston engine diesel or semi-diesel of a gross vehicle weight <= 5 t (excl. dumpers for off-highway use of subheading 8704.10 and special purpose motor vehicle | 1,331 | 1,180 | -11.4 | 11.3 | 11.2 |
| 870829 | Parts and accessories of bodies for tractors, motor vehicles for the transport of ten or more persons, motor cars and other motor vehicles principally designed for the transport of persons, motor vehicles for the transport of goods and special purp | 914 | 927 | 1.4 | 7.7 | 8.8 |
| 870899 | Parts and accessories, for tractors, motor vehicles for the transport of ten or more persons, motor cars and other motor vehicles principally designed for the transport of persons, motor vehicles for the transport of goods and special purpose motor | 912 | 841 | -7.8 | 7.7 | 8.0 |
| 870322 | Motor cars and other motor vehicles principally designed for the transport of persons, incl. station wagons and racing cars, with spark-ignition internal combustion reciprocating piston engine of a cylinder capacity > 1.000 cm ³ but <= 1.500 cm ³ (ex | 1,336 | 644 | -51.8 | 11.3 | 6.1 |
| 870840 | Gear boxes for tractors, motor vehicles for the transport of ten or more persons, motor cars and other motor vehicles principally designed for the transport of persons, motor vehicles for the transport of goods and special purpose motor vehicles | 716 | 630 | -12.0 | 6.1 | 6.0 |
| 871410 | Parts and accessories of motorcycles, incl. mopeds, n.e.s. | 547 | 491 | -10.1 | 4.6 | 4.7 |
| 871120 | Motorcycles, incl. mopeds, with reciprocating internal combustion piston engine of a cylinder capacity > 50 cm ³ but <= 250 cm ³ | 611 | 446 | -27.0 | 5.2 | 4.2 |
| 870332 | Motor cars and other motor vehicles principally designed for the transport of persons, incl. station wagons and racing cars, with compression-ignition internal combustion piston engine diesel or semi-diesel of a cylinder capacity > 1.500 cm ³ but <= | 382 | 386 | 0.9 | 3.2 | 3.7 |
| 870333 | Motor cars and other motor vehicles principally designed for the transport of persons, incl. station wagons and racing cars, with compression-ignition internal combustion piston engine diesel or semi-diesel of a cylinder capacity > 2.500 cm ³ (excl. | 292 | 288 | -1.5 | 2.5 | 2.7 |
| 870894 | Steering wheels, steering columns and steering boxes, for tractors, motor vehicles for the transport of ten or more persons, motor cars and other motor vehicles principally designed for the transport of persons, motor vehicles for the transport of | 266 | 258 | -2.9 | 2.3 | 2.4 |
| 871499 | Parts and accessories, for bicycles, n.e.s. | 410 | 247 | -39.9 | 3.5 | 2.3 |
| 870850 | Drive-axles with differential, whether or not provided with other transmission components, for motor vehicles | 249 | 244 | -2.3 | 2.1 | 2.3 |

| Code and label, HS 2-digit level | 2013 | 2014 | 2013/2014 | 2013 | 2014 |
|---|----------------------|--------------|-----------------|--------------|-------------|
| | Value in USD Million | | Growth Rate (%) | Percentage | Share (%) |
| 870810 Bumpers and parts thereof for tractors, motor vehicles for the transport of ten or more persons, motor cars and other motor vehicles principally designed for the transport of persons, motor vehicles for the transport of goods and special purpose mo | 288 | 229 | -20.6 | 2.4 | 2.2 |
| 871494 Brakes, incl. coaster braking hubs and hub brakes, and parts thereof, for bicycles | 148 | 224 | 51.8 | 1.3 | 2.1 |
| 871496 Pedals and crank-gear, and parts thereof, for bicycles, n.e.s. | 170 | 189 | 11.0 | 1.4 | 1.8 |
| 870830 Brakes and servo-brakes and their parts, for tractors, motor vehicles for the transport of ten or more persons, motor cars and other motor vehicles principally designed for the transport of persons, motor vehicles for the transport of goods and spe | 137 | 149 | 9.3 | 1.2 | 1.4 |
| 871493 Hubs (other than coaster braking hubs) and hub brakes, and free-wheel sprocket-wheels, for bicycles | 88 | 138 | 56.3 | 0.7 | 1.3 |
| 870321 Motor cars and other motor vehicles principally designed for the transport of persons, incl. station wagons and racing cars, with spark-ignition internal combustion reciprocating piston engine of a cylinder capacity <= 1.000 cm³ (excl. vehicles for | 61 | 107 | 74.8 | 0.5 | 1.0 |
| 870431 Motor vehicles for the transport of goods, with spark-ignition internal combustion piston engine, of a gross vehicle weight <= 5 t (excl. dumpers for off-highway use of subheading 8704.10 and special purpose motor vehicles of heading 8705) | 264 | 92 | -65.1 | 2.2 | 0.9 |
| 870893 Clutches and parts thereof, for tractors, motor vehicles for the transport of ten or more persons, motor cars and other motor vehicles principally designed for the transport of persons, motor vehicles for the transport of goods and special purpose | 106 | 88 | -16.7 | 0.9 | 0.8 |
| 870880 Suspension shock-absorbers for tractors, motor vehicles for the transport of ten or more persons, motor cars and other motor vehicles principally designed for the transport of persons, motor vehicles for the transport of goods and special purpose m | 68 | 83 | 21.4 | 0.6 | 0.8 |
| 871190 Side cars for motorcycles | 57 | 82 | 44.1 | 0.5 | 0.8 |
| 870210 Motor vehicles for the transport of >= 10 persons, incl. driver, with compression-ignition internal combustion piston engine diesel or semi-diesel | 52 | 76 | 46.0 | 0.4 | 0.7 |
| 870870 Road wheels and parts and accessories thereof, for tractors, motor vehicles for the transport of ten or more persons, motor cars and other motor vehicles principally designed for the transport of persons, motor vehicles for the transport of goods a | 87 | 74 | -15.3 | 0.7 | 0.7 |
| 870895 Safety airbags with inflator system and parts thereof, for tractors, motor vehicles for the transport of ten or more persons, motor cars and other motor vehicles principally designed for the transport of persons, motor vehicles for the transport of | 60 | 73 | 21.5 | 0.5 | 0.7 |
| 870390 Motor cars and other vehicles principally designed for the transport of persons, incl. station wagons and racing cars, with engines other than spark-ignition internal combustion reciprocating piston engine diesel or semi-diesel (excl. vehicles for | 45 | 70 | 55.0 | 0.4 | 0.7 |
| 870990 Parts of self-propelled works trucks, not fitted with lifting or handling equipment, of the type used in factories, warehouses, dock areas or airports for short distance transport of goods, incl. tractors for railways station platforms, n.e.s. | 35 | 64 | 83.3 | 0.3 | 0.6 |
| 870422 Motor vehicles for the transport of goods, with compression-ignition internal combustion piston engine diesel or semi-diesel of a gross vehicle weight > 5 t but <= 20 t (excl. dumpers for off-highway use of subheading 8704.10 and special purpose mo | 74 | 60 | -17.9 | 0.6 | 0.6 |
| 870490 Motor vehicles for the transport of goods, with engines other than internal combustion piston engine (excl. dumpers for off-highway use of subheading 8704.10 and special purpose motor vehicles of heading 8705) | 11 | 58 | 446.3 | 0.1 | 0.5 |
| TOTAL Top 30 | 11,042 | 9,905 | -10.3 | 102.9 | 86.0 |
| 870190 Tractors (excl. those of heading 8709, pedestrian-controlled tractors, road tractors for semi-trailers and track-laying tractors) | 22 | 58 | 161.4 | 0.2 | 0.5 |
| 870120 Road tractors for semi-trailers | 39 | 55 | 39.9 | 0.4 | 0.5 |
| 870892 Silencers and exhaust pipes, for tractors, motor vehicles for the transport of ten or more persons, motor cars and other motor vehicles principally designed for the transport of persons, motor vehicles for the transport of goods and special purpose | 66 | 49 | -25.9 | 0.6 | 0.4 |
| 870891 Radiators for tractors, motor vehicles for the transport of ten or more persons, motor cars and other motor vehicles principally designed for the transport of persons, motor vehicles for the transport of goods and special purpose motor vehicles | 49 | 46 | -6.2 | 0.5 | 0.4 |
| 870410 Dumpers for off-highway use | 83 | 45 | -45.7 | 0.8 | 0.4 |
| 870600 Chassis fitted with engines, for tractors, motor vehicles for the transport of ten or more persons, motor cars and other motor vehicles principally designed for the transport of persons, motor vehicles for the transport of goods and special purpose | 13 | 44 | 246.6 | 0.1 | 0.4 |
| 871150 Motorcycles, incl. mopeds, with reciprocating internal combustion piston engine of a cylinder capacity > 800 cm³ | 70 | 41 | -41.7 | 0.7 | 0.4 |
| 871680 Vehicles pushed or drawn by hand and other vehicles not mechanically propelled (excl. trailers and semi-trailers) | 12 | 33 | 181.7 | 0.1 | 0.3 |
| 870821 Safety seat belts for motor vehicles | 29 | 28 | -3.1 | 0.3 | 0.2 |
| 870110 Pedestrian-controlled agricultural tractors and similar tractors for industry (excl. tractor units for articulated lorries) | 38 | 19 | -48.7 | 0.4 | 0.2 |
| 870290 Motor vehicles for the transport of >= 10 persons, incl. driver, not with compression-ignition internal combustion piston engine diesel or semi-diesel, of a cylinder capacity of > 2.500 cm³, new | 34 | 19 | -43.0 | 0.3 | 0.2 |
| 870510 Crane lorries (excl. breakdown lorries) | 11 | 17 | 51.4 | 0.1 | 0.1 |
| 871690 Parts of trailers and semi-trailers and other vehicles not mechanically propelled, n.e.s. | 22 | 16 | -27.5 | 0.2 | 0.1 |
| 871140 Motorcycles, incl. mopeds, with reciprocating internal combustion piston engine of a cylinder capacity > 500 cm³ but <= 800 cm³ | 84 | 16 | -81.3 | 0.8 | 0.1 |
| 870590 Special purpose motor vehicles (other than those principally designed for the transport of persons or goods and excl. concrete-mixer lorries, fire fighting vehicles, mobile drilling derricks and crane lorries) | 13 | 15 | 17.2 | 0.1 | 0.1 |

| Code and label, HS 2-digit level | 2013 | 2014 | 2013/2014 | 2013 | 2014 |
|--|----------------------|---------------|-----------------|-------------|-------------|
| | Value in USD Million | | Growth Rate (%) | Percentage | Share (%) |
| 870423 Motor vehicles for the transport of goods, with compression-ignition internal combustion piston engine diesel or semi-diesel of a gross vehicle weight > 20 t (excl. dumpers for off-highway use of subheading 8704.10 and special purpose motor vehicle) | 8 | 15 | 82.1 | 0.1 | 0.1 |
| 871200 Bicycles and other cycles, incl. delivery tricycles, not motorised | 32 | 14 | -58.1 | 0.3 | 0.1 |
| 870432 Motor vehicles for the transport of goods, with spark-ignition internal combustion piston engine, of a gross vehicle weight > 5 t (excl. dumpers for off-highway use of subheading 8704.10 and special purpose motor vehicles of heading 8705) | 3 | 13 | 327.0 | 0.0 | 0.1 |
| 871110 Motorcycles, incl. mopeds, and cycles fitted with an auxiliary motor, with reciprocating internal combustion piston engine of a cylinder capacity <= 50 cm ³ | 14 | 13 | -7.2 | 0.1 | 0.1 |
| 871639 Trailers and semi-trailers for the transport of goods, not designed for running on rails (excl. self-loading of self-unloading trailers and semi-trailers for agricultural purposes and tanker trailers and tanker semi-trailers) | 16 | 12 | -24.4 | 0.1 | 0.1 |
| TOTAL Top 50 | 11,699 | 10,472 | -10.5 | 99.2 | 99.2 |
| OTHERS | 97 | 85 | -12.0 | 0.8 | 0.8 |

TABLE 4G.1
ASEAN MAIN EXPORTS PARTNERS FOR EACH TOP 5 SITC PRODUCT GROUP
(Products and partners sorted on the basis of extra-ASEAN exports values)

| Partners | 2013 | 2014 | 2013/2014 | 2013 | 2014 |
|--|----------------------|----------------|-----------------|--------------------------|-------------|
| | Value in USD Million | | Growth Rate (%) | Share to Extra-ASEAN (%) | |
| SITC product group 776: Thermionic, cold cathode or photo-cathode valves and tubes (e.g., vacuum or vapour or gas-filled valves and tubes, mercury arc rectifying valves and tubes, cathode-ray tubes, television camera tubes); diodes, transistors and similar semiconductor devices; photosensitive semiconductor devices; light-emitting diodes; mounted piezoelectric crystals; electronic integrated circuits and microassemblies; parts thereof | | | | | |
| Extra-ASEAN | 117,516 | 125,619 | 6.9 | 100.0 | 100.0 |
| Hong Kong | 33,201 | 38,096 | 14.7 | 28.3 | 30.3 |
| China (People's Republic of) | 29,271 | 30,970 | 5.8 | 24.9 | 24.7 |
| Taiwan | 10,549 | 12,304 | 16.6 | 9.0 | 9.8 |
| EU-28 | 11,687 | 12,269 | 5.0 | 9.9 | 9.8 |
| Japan | 10,053 | 10,157 | 1.0 | 8.6 | 8.1 |
| United states | 9,207 | 9,407 | 2.2 | 7.8 | 7.5 |
| Korea, Republic of | 8,954 | 8,755 | -2.2 | 7.6 | 7.0 |
| India | 1,463 | 1,047 | -28.5 | 1.2 | 0.8 |
| Brazil | 395 | 572 | 44.9 | 0.3 | 0.5 |
| Mexico | 603 | 565 | -6.3 | 0.5 | 0.4 |
| Total for all 10 | 115,383 | 124,141 | 7.6 | 98.2 | 98.8 |
| SITC product group 764: Telecommunications equipment, n.e.s., and parts, n.e.s., and accessories of apparatus falling within division 7 | | | | | |
| Extra-ASEAN | 40,921 | 44,006 | 7.5 | 100.0 | 100.0 |
| EU-28 | 11,861 | 12,143 | 2.4 | 29.0 | 27.6 |
| United states | 6,855 | 8,498 | 24.0 | 16.8 | 19.3 |
| United Arab Emirates | 4,033 | 4,511 | 11.9 | 9.9 | 10.3 |
| Hong Kong | 3,266 | 3,018 | -7.6 | 8.0 | 6.9 |
| China (People's Republic of) | 2,747 | 2,871 | 4.5 | 6.7 | 6.5 |
| Japan | 2,087 | 2,011 | -3.6 | 5.1 | 4.6 |
| India | 1,874 | 1,765 | -5.8 | 4.6 | 4.0 |
| Korea, Republic of | 987 | 1,174 | 19.0 | 2.4 | 2.7 |
| Italy | 1,056 | 1,165 | 10.3 | 2.6 | 2.6 |
| Australia | 991 | 1,043 | 5.3 | 2.4 | 2.4 |
| Total for all 10 | 35,756 | 38,200 | 6.8 | 87.4 | 86.8 |

| Partners | 2013 | 2014 | 2013/2014 | 2013 | 2014 |
|--|----------------------|--------|-----------------|--------------------------|-------|
| | Value in USD Million | | Growth Rate (%) | Share to Extra-ASEAN (%) | |
| SITC product group 343: Natural gas, whether or not liquefied | | | | | |
| Extra-ASEAN | 37,058 | 37,293 | 0.6 | 100.0 | 100.0 |
| Japan | 23,353 | 21,477 | -8.0 | 63.0 | 57.6 |
| Korea, Republic of | 7,879 | 7,484 | -5.0 | 21.3 | 20.1 |
| Taiwan | 4,224 | 4,845 | 14.7 | 11.4 | 13.0 |
| China (People's Republic of) | 1,550 | 3,022 | 95.0 | 4.2 | 8.1 |
| Total for all 4 | 37,006 | 36,828 | -0.5 | 99.9 | 98.8 |
| SITC product group 334: Petroleum oils and oils obtained from bituminous minerals (other than crude); preparations, n.e.s., containing by weight 70% or more of petroleum oils or of oils obtained from bituminous minerals, these oils being the basic constituents of the preparations; waste oils | | | | | |
| Extra-ASEAN | 43,366 | 36,959 | -14.8 | 100.0 | 100.0 |
| Australia | 8,503 | 8,503 | 0.0 | 19.6 | 23.0 |
| China (People's Republic of) | 8,677 | 5,805 | -33.1 | 20.0 | 15.7 |
| Hong Kong | 5,644 | 3,273 | -42.0 | 13.0 | 8.9 |
| Korea, Republic of | 2,323 | 2,623 | 12.9 | 5.4 | 7.1 |
| Bangladesh | 1,764 | 1,858 | 5.3 | 4.1 | 5.0 |
| Total for all 5 | 26,911 | 22,061 | -18.0 | 62.1 | 59.7 |
| SITC product group 999: Commodities and transactions not classified elsewhere in the SITC | | | | | |
| Extra-ASEAN | 35,439 | 33,681 | -5.0 | 100.0 | 100.0 |
| Australia | 8,503 | 8,503 | 0.0 | 24.0 | 25.2 |
| China (People's Republic of) | 8,677 | 5,805 | -33.1 | 24.5 | 17.2 |
| Hong Kong | 5,644 | 3,273 | -42.0 | 15.9 | 9.7 |
| Korea, Republic of | 2,323 | 2,623 | 12.9 | 6.6 | 7.8 |
| Bangladesh | 1,764 | 1,858 | 5.3 | 5.0 | 5.5 |
| Sri Lanka | 1,475 | 1,197 | -18.9 | 4.2 | 3.6 |
| Taiwan | 732 | 1,120 | 52.9 | 2.1 | 3.3 |
| South Africa | 1,281 | 1,104 | -13.8 | 3.6 | 3.3 |
| New Zealand | 834 | 947 | 13.5 | 2.4 | 2.8 |
| EU-28 | 1,127 | 930 | -17.5 | 3.2 | 2.8 |
| Total for all 10 | 32,360 | 27,358 | -15.5 | 91.3 | 81.2 |

TABLE 4G.2
ASEAN MAIN IMPORTS PARTNERS FOR EACH TOP 5 HS PRODUCT HEADINGS
(Products and partners sorted on the basis of extra-ASEAN imports values)

| Partners | 2013 | 2014 | 2013/2014 | 2013 | 2014 |
|--|----------------------|---------|-----------------|--------------------------|-------|
| | Value in USD Million | | Growth Rate (%) | Share to Extra-ASEAN (%) | |
| HS product heading 85: Electrical machinery and equipment and parts thereof; sound recorders and reproducers, television image and sound recorders and reproducers, and parts and accessories of such articles | | | | | |
| Extra-ASEAN | 195,585 | 194,863 | -0.4 | 100.0 | 100.0 |
| China | 62,372 | 64,088 | 2.8 | 31.9 | 32.9 |
| Taiwan | 33,027 | 35,078 | 6.2 | 16.9 | 18.0 |
| Korea, Republic of | 27,313 | 24,341 | -10.9 | 14.0 | 12.5 |
| Japan | 22,013 | 21,214 | -3.6 | 11.3 | 10.9 |
| United states | 18,947 | 18,394 | -2.9 | 9.7 | 9.4 |
| EU-28 | 19,470 | 18,108 | -7.0 | 10.0 | 9.3 |
| Costa Rica | 2,129 | 3,844 | 80.6 | 1.1 | 2.0 |
| Hong Kong | 3,489 | 3,603 | 3.3 | 1.8 | 1.8 |
| Mexico | 1,517 | 1,000 | -34.0 | 0.8 | 0.5 |
| India | 1,046 | 871 | -16.8 | 0.5 | 0.4 |
| Total for all 10 | 191,321 | 190,541 | -0.4 | 97.8 | 97.8 |
| HS product heading 27: Mineral fuels, mineral oils and products of their distillation; bituminous substances; mineral waxes | | | | | |
| Extra-ASEAN | 187,547 | 185,716 | -1.0 | 100.0 | 100.0 |
| United Arab Emirates | 36,973 | 31,475 | -14.9 | 19.7 | 16.9 |
| Saudi Arabia | 26,236 | 28,245 | 7.7 | 14.0 | 15.2 |
| Korea, Republic of | 14,997 | 17,407 | 16.1 | 8.0 | 9.4 |
| Qatar | 14,319 | 13,808 | -3.6 | 7.6 | 7.4 |
| Russian Federation | 9,746 | 12,802 | 31.4 | 5.2 | 6.9 |
| China (People's Republic of) | 8,150 | 9,048 | 11.0 | 4.3 | 4.9 |
| Taiwan | 8,846 | 7,586 | -14.2 | 4.7 | 4.1 |
| Kuwait | 6,764 | 7,394 | 9.3 | 3.6 | 4.0 |
| India | 7,603 | 7,055 | -7.2 | 4.1 | 3.8 |
| EU-28 | 6,337 | 5,872 | -7.3 | 3.4 | 3.2 |
| Total for all 10 | 139,972 | 140,693 | 0.5 | 74.6 | 75.8 |
| HS product heading 84: Nuclear reactors, boilers, machinery and mechanical appliances; parts thereof | | | | | |
| Extra-ASEAN | 128,540 | 125,920 | -2.0 | 100.0 | 100.0 |
| EU-28 | 24,175 | 24,006 | -0.7 | 18.8 | 19.1 |
| United states | 19,002 | 18,570 | -2.3 | 14.8 | 14.7 |
| China (People's Republic of) | 38,758 | 39,555 | 2.1 | 30.2 | 31.4 |
| Japan | 26,203 | 23,965 | -8.5 | 20.4 | 19.0 |
| Hong Kong | 1,797 | 1,653 | -8.0 | 1.4 | 1.3 |
| Australia | 1,015 | 857 | -15.6 | 0.8 | 0.7 |
| India | 1,376 | 1,739 | 26.3 | 1.1 | 1.4 |
| Taiwan | 4,433 | 4,758 | 7.3 | 3.4 | 3.8 |
| Korea, Republic of | 6,893 | 6,298 | -8.6 | 5.4 | 5.0 |
| United Arab Emirates | 149 | 182 | 22.9 | 0.1 | 0.1 |
| Total for all 10 | 123,799 | 121,583 | -1.8 | 96.3 | 96.6 |

| Partners | 2013 | 2014 | 2013/2014 | 2013 | 2014 |
|--|----------------------|--------|-----------------|--------------------------|-------|
| | Value in USD Million | | Growth Rate (%) | Share to Extra-ASEAN (%) | |
| HS product heading 72: Iron and steel | | | | | |
| Extra-ASEAN | 40,290 | 39,066 | -3.0 | 100.0 | 100.0 |
| China (People's Republic of) | 9,729 | 13,148 | 35.1 | 24.1 | 33.7 |
| Japan | 11,073 | 10,131 | -8.5 | 27.5 | 25.9 |
| Korea, Republic of | 5,319 | 5,018 | -5.7 | 13.2 | 12.8 |
| Taiwan | 3,121 | 2,992 | -4.1 | 7.7 | 7.7 |
| EU-28 | 3,256 | 1,645 | -49.5 | 8.1 | 4.2 |
| Russian Federation | 1,704 | 1,201 | -29.5 | 4.2 | 3.1 |
| India | 1,360 | 916 | -32.6 | 3.4 | 2.3 |
| Brazil | 380 | 775 | 104.0 | 0.9 | 2.0 |
| United states | 836 | 725 | -13.2 | 2.1 | 1.9 |
| Australia | 856 | 710 | -17.1 | 2.1 | 1.8 |
| Total for all 10 | 37,633 | 37,261 | -1.0 | 93.4 | 95.4 |
| HS product heading 39: Plastics and articles thereof | | | | | |
| Extra-ASEAN | 29,857 | 32,398 | 8.5 | 100.0 | 100.0 |
| China (People's Republic of) | 5,638 | 6,447 | 14.4 | 18.9 | 19.9 |
| Japan | 5,311 | 5,067 | -4.6 | 17.8 | 15.6 |
| Saudi Arabia | 3,945 | 4,928 | 24.9 | 13.2 | 15.2 |
| Korea, Republic of | 4,111 | 4,351 | 5.8 | 13.8 | 13.4 |
| EU-28 | 2,887 | 3,040 | 5.3 | 9.7 | 9.4 |
| United states | 2,972 | 2,983 | 0.4 | 10.0 | 9.2 |
| Taiwan | 2,535 | 2,837 | 11.9 | 8.5 | 8.8 |
| United Arab Emirates | 483 | 631 | 30.7 | 1.6 | 1.9 |
| India | 413 | 451 | 9.2 | 1.4 | 1.4 |
| Hong Kong | 382 | 435 | 13.8 | 1.3 | 1.3 |
| Total for all 10 | 28,677 | 31,169 | 8.7 | 96.0 | 96.2 |



 ASEAN

 @ASEAN

 www.asean.org